



**PEMERINTAH KABUPATEN TEMANGGUNG**

# **STATISTIK**

**KABUPATEN TEMANGGUNG TAHUN 2021**

**DINAS KOMUNIKASI DAN INFORMATIKA  
KABUPATEN TEMANGGUNG**

**TAHUN 2021**





## **SAMBUTAN BUPATI TEMANGGUNG**

Dengan memanjatkan puji syukur kehadirat Tuhan Yang Maha Esa, buku **STATISTIK KABUPATEN TEMANGGUNG TAHUN 2021** dapat diterbitkan oleh Pemerintah Kabupaten Temanggung melalui Dinas Komunikasi dan Informatika (Dinkominfo) Kabupaten Temanggung. Buku ini merupakan wujud nyata partisipasi dari berbagai pihak baik itu pemerintah maupun swasta, oleh karena itu penyusunan buku ini perlu terus ditingkatkan, baik dari segi ruang lingkup maupun kualitas data yang disajikan.

*All praise with the presence of The One Almighty God, the **STATISTICS of TEMANGGUNG REGENCY 2021** can be published by the Government of Temanggung Regency via Communication Service and Informatics (Dinkominfo) Temanggung Regency. This book is part of the realization of participation from all stakeholders, Government or private sector, therefore the preparation of this book needs to be constantly improved, both in terms of scope or quality of the data presented.*

Untuk melaksanakan fungsi pemerintahan, dibutuhkan tersedianya data yang akurat, lengkap dan terpercaya. Buku

**STATISTIK KABUPATEN TEMANGGUNG TAHUN 2021** dapat digunakan sebagai salah satu sumber data dan bahan perencanaan pembangunan yang terpadu.

*Accurate, comprehensive, and reliable data is required to implement government function. **STATISTIC of TEMANGGUNG REGENCY 2021** can be used as one of source and references of integrated planning and development.*

Selanjutnya saya menghimbau kepada para perencana dan pengambil kebijakan agar senantiasa memanfaatkan data ini dalam upaya memajukan Kabupaten Temanggung.

*Furthermore, I recommend to all planner and policy maker to always continuously making the most of this data in order to develop Temanggung Regency.*

Semoga buku ini bermanfaat, terutama dalam mendukung pelaksanaan pembangunan di Kabupaten Temanggung.

*Hopefully this book brings benefit especially in supporting the implementation of development in Temanggung Regency.*

Temanggung, Juni 2021

**BUPATI TEMANGGUNG**

**H. M. AL KHADZIQ**



## PENGANTAR

Buku **STATISTIK KABUPATEN TEMANGGUNG TAHUN 2021** adalah buku yang memuat data statistik sektoral, statistik dasar dan data tematik yang sangat diperlukan dalam perencanaan dan pelaksanaan pembangunan daerah. Informasi yang termuat dalam publikasi ini adalah data-data tahun 2020 dan data beberapa tahun sebelumnya yang meliputi gambaran tentang keadaan geografi, pemerintahan, demografi, pendidikan, kesehatan, sosial, ekonomi dan lain sebagainya.

*STATISTIC of TEMANGGUNG REGENCY 2021 contains sectoral statistical data, basic statistics and thematic data that are important in planning and implementing regional development process. It consists of 2020 statistics data and previous years which includes an overview the condition of geography, government, demography, education, health, social, economic and so on.et cetera.*

Buku **STATISTIK KABUPATEN TEMANGGUNG TAHUN 2021** disusun oleh Dinas Komunikasi dan Informatika Kabupaten Temanggung bekerjasama dengan BPS Kabupaten Temanggung dengan melibatkan sumber data yang meliputi perangkat daerah, instansi vertikal dan swasta di lingkup Kabupaten Temanggung. Data statistik yang tersaji dalam buku ini merupakan data primer dan sudah melalui proses verifikasi dan validasi.

**STATISTIC of TEMANGGUNG REGENCY 2021** is compiled by Department of Communication and Information of Temanggung Regency in collaboration with the Central Bureau of Statistics of Temanggung Regency by involving data sources from government institution of Temanggung Regency and bussines company within the Temanggung Regency. The statistical data presented in this book are primary data and have gone through a verification and validation process.

Pada kesempatan ini kami mengucapkan terima kasih kepada Bupati Temanggung atas segala bantuan yang telah diberikan sehingga publikasi ini dapat terbit secara berkala setiap tahun. Demikian pula kepada semua pihak, baik instansi pemerintah maupun swasta yang telah mendukung kelengkapan datanya.

*We would like to take this opportunity to show appreciation to Regent of Temanggung for all the support provided so that this publication can be published regulary every year. In addition, we appreciate all the stakeholders both from government institution and bussines company for the support of data completion.*

Kami berharap semoga buku ini dapat bermanfaat bagi para pengguna data terutama dalam mendukung pelaksanaan pembangunan di Kabupaten Temanggung.

*We hope this book can be beneficial to all user mainly to support the implementation of development in Temanggung Regency.*

Meskipun buku ini sudah dipublikasikan secara rutin, akan tetapi kami menyadari bahwa buku ini masih belum memenuhi harapan semua pihak, oleh karena itu kritik dan saran yang bersifat membangun sangat kami harapkan demi perbaikan dan penyempurnaan pada penerbitan berikutnya.

*Although it has been published regularly, we realized that this book is far from satisfying all parties and hence both positive critic and suggestion are expected for the improvement of next publication.*

Temanggung, Juni 2021

**KEPALA DINAS KOMUNIKASI DAN INFORMATIKA  
KABUPATEN TEMANGGUNG**



**SAMSUL HADI, S.Sos., M.T.**

Pembina Utama Muda

NIP. 196606051986071002





## DAFTAR ISI

|                                                                                                                           | Hal.  |
|---------------------------------------------------------------------------------------------------------------------------|-------|
| <b>Sambutan Bupati Temanggung / Regent of Temanggung Reception .....</b>                                                  | i     |
| <b>Pengantar / Preface .....</b>                                                                                          | iii   |
| <b>Daftar Isi / Table of Content.....</b>                                                                                 | vii   |
| <b>Daftar Gambar / Graphic .....</b>                                                                                      | xxxii |
| <b>Ringkasan Bab I / Summary of Chapter I .....</b>                                                                       | 1     |
| <b>Ringkasan Bab II / Summary of Chapter II.....</b>                                                                      | 17    |
| <b>Ringkasan Bab III / Summary of Chapter III .....</b>                                                                   | 29    |
| <b>Ringkasan Bab IV / Summary of Chapter IV.....</b>                                                                      | 87    |
| <b>Ringkasan Bab V / Summary of Chapter V.....</b>                                                                        | 247   |
| <b>Ringkasan Bab VI / Summary of Chapter VI.....</b>                                                                      | 309   |
| <b>Ringkasan Bab VII / Summary of Chapter VII.....</b>                                                                    | 345   |
| <b>Ringkasan Bab VIII / Summary of Chapter VIII.....</b>                                                                  | 367   |
| <br>                                                                                                                      |       |
| <b>BAB I. LETAK GEOGRAFIS DAN KEADAAN ALAM</b>                                                                            |       |
| <i>CHAPTER I. GEOGRAPHICAL CONDITION</i>                                                                                  |       |
| Letak Geografi .....                                                                                                      | 2     |
| <i>Geographical Condition.....</i>                                                                                        |       |
| Keadaan Alam .....                                                                                                        | 3     |
| <i>Natural Condition.....</i>                                                                                             |       |
| <br>                                                                                                                      |       |
| Tabel : 1.1.1. Jarak dari Kota Temanggung ke Berbagai Kota di Jawa Tengah Melalui Jalur Terdekat .....                    | 8     |
| <i>Table : 1.1.1. Nearest Distance Between Temanggung City Center to the Capital Cities in Centra Java Province .....</i> |       |
| <br>                                                                                                                      |       |
| Tabel : 1.2.1. Suhu Udara rata-rata, Maksimum dan Minimum (OC) Kabupaten Temanggung, 2020.....                            | 9     |
| <i>Table : 1.2.1. Average Temanggung Air Temperature, Maximum and Minimum (OC), 2020....</i>                              |       |
| <br>                                                                                                                      |       |
| Tabel : 1.2.2. Curah hujan dan Hari hujan Kabupaten temanggung, 2016-2020 .....                                           | 10    |
| <i>Table : 1.2.2. Rainfall and Rainy Days in Temanggung Regency, 2016-2020.....</i>                                       |       |
| <br>                                                                                                                      |       |
| Tabel : 1.3.1. Luas Wilayah kabupaten Temanggung Menurut Ketinggian dari permukaan Laut, 2020 (Hektare), .....            | 11    |
| <i>Table : 1.3.1 Area of Temanggung Elevation Above Sea Level, 2020 .....</i>                                             |       |
| <br>                                                                                                                      |       |
| Tabel : 1.3.2. Luas Penggunaan Lahan Menurut Kecamatan dan Jenisnya di Kabupaten Temanggung, 2020 .....                   | 12    |
| <i>Table : 1.3.2. Area of Land Use in Temanggung Regency, 2020.....</i>                                                   |       |

|                                    |                                                                                                                              |    |
|------------------------------------|------------------------------------------------------------------------------------------------------------------------------|----|
| Tabel : 1.3.3.                     | Luas Penggunaan Lahan Sawah Menurut Jenis Pengairan per Kecamatan di Kabupaten Temanggung, 2020 .....                        | 14 |
| <i>Table : 1.3.3</i>               | <i>The Area of Rice Field Land Use by Its Irrigation System in Temanggung Regency, 2020 .....</i>                            |    |
| Tabel : 1.3.4.                     | Luas Penggunaan Lahan Bukan Sawah Menurut per Kecamatan dan Jenis Pengairan di Kabupaten Temanggung, 2020 .....              | 15 |
| <i>Table : 1.3.4</i>               | <i>The Areat of Land Use Instead of Rice Fields by Sub-District and Type of Irrigation in Temanggung Regency, 2020 .....</i> |    |
| <b>BAB II. PEMERINTAHAN</b>        |                                                                                                                              |    |
| <i>CHAPTER II LOCAL GOVERNMENT</i> |                                                                                                                              |    |
| Tabel : 2.1.1.                     | Pembagian Wilayah Administrasi Dirinci Menurut Kecamatan di Kabupaten Temanggung, 2020 .....                                 | 22 |
| <i>Table : 2.1.1.</i>              | <i>Distribution of Administrative Areas of Temanggung Regency, 2020.....</i>                                                 |    |
| Tabel : 2.1.2.                     | Jumlah Prasarana Desa dan Jumlah Aparat Pemerintahan Desa Menurut Kecamatan di Kabupaten Temanggung, 2020 .....              | 23 |
| <i>Tabel : 2.1.2.</i>              | <i>Number Of Effect and Staff of Villages and Sub District in Temanggung Regency, 2020 .....</i>                             |    |
| Tabel : 2.2.1.                     | Banyaknya Kegiatan dan Kunjungan Kerja DPRD Kabupaten Temanggung Dirinci per Bulan, 2020 .....                               | 24 |
| <i>Tabel : 2.2.1.</i>              | <i>Frequenyces of Legistative Member of Temanggung Regency Confidential Site Visit,, 2020 .....</i>                          |    |
| Tabel : 2.2.2.                     | Jumlah Persidangan DPRD Kabupaten Temanggung, 2020 .....                                                                     | 25 |
| <i>Tabel : 2.2.2.</i>              | <i>Number of Parliament Member General Meeting in Temanggung Regency, 2020 .....</i>                                         |    |
| Tabel : 2.2.3.                     | Jumlah Persidangan Komisi DPRD Kabupaten Temanggung, 2020.....                                                               | 26 |
| <i>Tabel : 2.2.3.</i>              | <i>Number of Parliament Comission General Meeting in Temanggung Regency, 2020 .....</i>                                      |    |
| Tabel : 2.2.4.                     | Jumlah Keputusan (Produk) DPRD Kabupaten Temanggung Tahun 2016-2020 ...                                                      | 27 |
| <i>Tabel : 2.2.4.</i>              | <i>Number of Laws Produced by Legislative General Meeting in 2016-2020.....</i>                                              |    |
| Tabel : 2.2.5.                     | Komposisi Anggota DPRD Menurut Fraksi dan Jenis Kelamin Kabupaten Temanggung 2019-2024 .....                                 | 28 |
| <i>Tabel : 2.2.5.</i>              | <i>Composition of Parliament Member by Fraction and Gender in Temanggung Regency 2019-2024.....</i>                          |    |

|                       |                                                                                                                           |    |
|-----------------------|---------------------------------------------------------------------------------------------------------------------------|----|
| Tabel : 2.2.6.        | Jumlah Anggota DPRD Menurut Fraksi dan Pendidikan Tertinggi yang Ditamatkan Kabupaten Temanggung 2019-2024 .....          | 29 |
| <i>Tabel : 2.2.6.</i> | <i>Composition of Parliament Member by Fraction and Highest Education Completed in Temanggung Regency, 2019-2024.....</i> |    |
| Tabel : 2.2.7.        | Komposisi Anggota DPRD Menurut Fraksi dan Kelompok Umur, 2019-2024.....                                                   | 30 |
| <i>Tabel : 2.2.7.</i> | <i>Number of Parliament Member by Fraction and Age in Temanggung Regency, 2019-2024 .....</i>                             |    |
| <br>                  |                                                                                                                           |    |
| <b>BAB III.</b>       | <b>KEPENDUDUKAN DAN KETENAGAKERJAAN</b>                                                                                   |    |
| <i>CHAPTER III.</i>   | <i>POPULATION AND EMPLOYMENT</i>                                                                                          |    |
| Tabel : 3.1.1.        | Jumlah Penduduk Menurut Kelompok Umur dan Jenis Kelamin Kabupaten Temanggung, 2020 .....                                  | 37 |
| <i>Table : 3.1.1.</i> | <i>Population of Temanggung Regency by Age and Gender, 2020.....</i>                                                      |    |
| Tabel : 3.1.2.        | Jumlah Penduduk Menurut Kelompok Umur dan Jenis Kelamin Dirinci Menurut Kecamatan di Kabupaten Temanggung, 2020 .....     | 39 |
| <i>Table : 3.1.2</i>  | <i>District Population by Age and Gender in Temanggung Regency, 2020.....</i>                                             |    |
| Tabel : 3.3.1.        | Jumlah Penduduk menurut Jenis Kelamin, Dewasa dan Anak-anak Dirinci Menurut Kecamatan di Kabupaten Temanggung, 2020 ..... | 49 |
| <i>Table : 3.3.1.</i> | <i>Population of Children and Adult by Gender in Temanggung Regency, 2020 .....</i>                                       |    |
| Tabel : 3.3.2.        | Jumlah Penduduk WNI menurut Jenis Kelamin, Dewasa dan Anak-Anak Dirinci Menurut Kecamatan di Kab.Temanggung, 2020 .....   | 50 |
| <i>Table : 3.3.2</i>  | <i>Composition of Indonesia Registered Population by Age Groups in Temanggung Regency, 2020.....</i>                      |    |
| Tabel : 3.3.3.        | Jumlah Penduduk WNA menurut Jenis Kelamin, Dewasa dan Anak-Anak Dirinci per Kecamatan di Kab.Temanggung, 2020 .....       | 51 |
| <i>Table : 3.3.3</i>  | <i>Composition of Foreign Population by Age Groups in Temanggung Regency, 2020 .....</i>                                  |    |
| Tabel : 3.4.1.        | Angka Kelahiran Kasar (CBR) per 1000 Penduduk Dirinci Menurut Kecamatan di Kabupaten Temanggung, 2020.....                | 53 |
| <i>Table : 3.4.1</i>  | <i>Gross Birth of Rate by 1000 Population in Temanggung Regency, 2020.....</i>                                            |    |
| Tabel : 3.5.1.        | Angka Kematian Kasar (CDR) per 1000 Penduduk Dirinci Menurut Kecamatan di Kabupaten Temanggung, 2020 .....                | 54 |
| <i>Table : 3.5.1.</i> | <i>Gross Death of Rate by 1000 Population in Temanggung Regency, 2020 .....</i>                                           |    |

|                        |                                                                                                                                                                                |    |
|------------------------|--------------------------------------------------------------------------------------------------------------------------------------------------------------------------------|----|
| Tabel : 3.6.1.         | Distribusi dan Kepadatan Penduduk Menurut Kecamatan di Kabupaten Temanggung, 2020 .....                                                                                        | 56 |
| <i>Table : 3.6.1.</i>  | <i>Population Density in Temanggung Regency, 2020 .....</i>                                                                                                                    |    |
| Tabel : 3.7.1.         | Banyaknya Penduduk dan Rumah Tangga Menurut Kecamatan di Kabupaten Temanggung, 2020 .....                                                                                      | 59 |
| <i>Table : 3.7.1.</i>  | <i>The Number of Residents and Households of Temanggung District, 2020 .....</i>                                                                                               |    |
| Tabel : 3.8.1.         | Penduduk Usia 5 Tahun Keatas Menurut Pendidikan Dirinci perKecamatan di Kabupaten Temanggung, 2020.....                                                                        | 60 |
| <i>Table : 3.8.1.</i>  | <i>Hight Level Education by District of Temanggung 5 years and over, 2020 .....</i>                                                                                            |    |
| Tabel : 3.9.1.         | Penduduk Usia 10 Tahun Keatas yang Bekerja Menurut Mata pencaharian per Kecamatan di Kabupaten Temanggung, 2020.....                                                           | 62 |
| <i>Table : 3.9.1</i>   | <i>Occupation of People Aged 10 Years and Over by Sector, 2020 .....</i>                                                                                                       |    |
| Tabel : 3.10.1.        | Banyaknya Pegawai Negeri Sipil (PNS) Daerah Otonom di Lingkungan Pemerintahan di Lingkungan Pemerintahan Kabupaten Temanggung Menurut Unit Kerja dan Jenis Kelamin, 2020 ..... | 65 |
| <i>Table : 3.10.1.</i> | <i>Number of Civil Servant in Temanggung Regency by Gender, 2020.....</i>                                                                                                      |    |
| Tabel : 3.10.2.        | Banyaknya Pegawai Negeri Sipil (PNS) Daerah Otonom di Lingkungan Pemerintahan Kabupaten Temanggung Menurut Golongan dan Jenis Kelamin, 2020 .....                              | 67 |
| <i>Table : 3.10.2.</i> | <i>Number of Civil Servant by Grade or Level and Sex in Temanggung Regency , 2020 .....</i>                                                                                    |    |
| Tabel : 3.10.3.        | Banyaknya Pegawai Negeri Sipil (PNS) Daerah Otonom di Lingkungan Pemerintah Kab.Temanggung Pendidikan yang Ditamatkan , 2020 .....                                             | 68 |
| <i>Table : 3.10.3.</i> | <i>Number of Civil Servant by Education in Temanggung Regency , 2020.....</i>                                                                                                  |    |
| Tabel : 3.11.1.        | Pencari Kerja yang Mendaftarkan Diri Dirinci Menurut Tingkat Pendidikan, 2020                                                                                                  | 69 |
| <i>Table : 3.11.1.</i> | <i>Number of Registered Job Seekers by Level Education in Temanggung Regency, 2020 .....</i>                                                                                   |    |
| Tabel : 3.11.2.        | Penempatan Kerja Asal Kab.Temanggung Dirinci Menurut Antar Kerja, 2020.....                                                                                                    | 71 |
| <i>Table : 3.11.2.</i> | <i>Placement of Labour from Temanggung Regency Inter Region of Work, 2020.....</i>                                                                                             |    |
| Tabel : 3.12.1.        | Banyaknya Transmigran Asal Kabupaten Temanggung Menurut Provinsi Penempatan , 2020.....                                                                                        | 72 |
| <i>Table : 3.12.1</i>  | <i>Number of Transmigrant by Destination in Other Provinces, 2020 .....</i>                                                                                                    |    |

|                                                                                                                                                                                          |    |
|------------------------------------------------------------------------------------------------------------------------------------------------------------------------------------------|----|
| Tabel : 3.12.2. Realisasi Pemberangkatan Transmigran Menurut Kecamatan di Kabupaten Temanggung, 2020 .....                                                                               | 73 |
| <i>Table : 3.12.2. Departure of Transmigrant by district in Temanggung Regency, 2020 .....</i>                                                                                           |    |
| Tabel : 3.12.3. Animo Transmigrasi Menurut Daerah Asal dan Jenis Transmigrasi Menurut Kecamatan di Kabupaten Temanggung, 2020.....                                                       | 74 |
| <i>Table : 3.12.3. Interest of Transmigration by District in Temanggung Regency, 2020 .....</i>                                                                                          |    |
| Tabel : 3.13.1. Banyaknya pelayanan akte pada Dinas Kependudukan dan Pencatatan Sipil Kabupaten Temanggung, 2016-2020 .....                                                              | 79 |
| <i>Table : 3.13.1 Number of Certificate Issued by Population and Civil Registration in Temanggung Regency, 2016-2020 .....</i>                                                           |    |
| Tabel : 3.13.2. Banyaknya Penduduk, Penduduk Wajib ber-KTP Elektronik dan Kepemilikan KTP Elektronik Menurut Kecamatan di Kabupaten Temanggung, 2020 .....                               | 78 |
| <i>Table : 3.13.2. Number of People, People Must Have Electronic Identity Card and People Not Registered with Electronic Identity Card by District in Temanggung Regency, 2020 .....</i> |    |
| Tabel : 3.13.3. Jumlah Kepala Keluarga Aktual dan Jumlah kepemilikan Kartu Keluarga Menurut Kecamatan di Kabupaten Temanggung, 2020.....                                                 | 80 |
| <i>Table : 3.13.3. Number of Actual Family Head and Number of Family Card Ownership by District in Temanggung Regency, 2020 .....</i>                                                    |    |
| Tabel : 3.13.4. Jumlah Anak Usia 0 – 17 Tahun dan Jumlah Kepemilikan KIA (Kartu Identitas Anak) Menurut Kecamatan di Kabupaten Temanggung, 2020 .....                                    | 81 |
| <i>Table : 3.13.4. Number of Children 0 – 17 Years and Number of KIA ( Child Identity Card) Ownership by District in Temanggung Regency, 2020.....</i>                                   |    |
| Tabel : 3.13.5. Jumlah Penduduk Berdasarkan Status Kawin Menurut Kecamatan di Kabupaten Temanggung, 2020 .....                                                                           | 82 |
| <i>Table : 3.13.5. Population Based on Marital Status by District in Temanggung Regency, 2020...</i>                                                                                     |    |
| Tabel : 3.13.6. Jumlah Penduduk Berdasarkan Agama Menurut Kecamatan di Kabupaten Temanggung, 2020 .....                                                                                  | 83 |
| <i>Table : 3.13.6. Population Based on Religion by District in Temanggung Regency, 2020 .....</i>                                                                                        |    |
| Tabel : 3.13.7. Jumlah Penduduk Berdasarkan Penyandang Cacat Menurut Kecamatan di Kabupaten Temanggung, 2020.....                                                                        | 84 |
| <i>Table : 3.13.7. Population Based on Persons with Disabilities by District in Temanggung Regency, 2020.....</i>                                                                        |    |

|                       |                                                                                                                                    |     |
|-----------------------|------------------------------------------------------------------------------------------------------------------------------------|-----|
| Tabel : 3.14.         | Banyaknya Pasar Desa dan Pasar Daerah Menurut Jenisnya Dirinci Menurut Kecamatan di Kabupaten Temanggung, 2020.....                | 85  |
| <i>Table : 3.14.</i>  | <i>Number of District and Village Market in Temanggung Regency, 2020.....</i>                                                      |     |
| <br>                  |                                                                                                                                    |     |
| <b>BAB IV.</b>        | <b>SOSIAL</b>                                                                                                                      |     |
| <i>CHAPTER IV.</i>    | <i>SOCIAL</i>                                                                                                                      |     |
| <br>                  |                                                                                                                                    |     |
| Tabel : 4.1.1.        | Banyaknya Sekolah dan Murid SD Menurut Kecamatan di Kabupaten Temanggung Tahun Pelajaran 2020 /2021.....                           | 94  |
| <i>Table : 4.1.1.</i> | <i>Number of Elementary School and Student in School Period of 2020/2021 .....</i>                                                 |     |
| Tabel : 4.1.2.        | Banyaknya Guru Sekolah Dasar Dirinci Menurut Kecamatan di Kabupaten Temanggung Tahun Pelajaran 2020/2021 .....                     | 95  |
| <i>Table : 4.1.2.</i> | <i>Number of Elementary School Teacher in School Period of 2020/2021 .....</i>                                                     |     |
| Tabel : 4.1.3.        | Banyaknya Peserta Ujian dan Persentase Kelulusan Murid SD Menurut Kecamatan di Kabupaten Temanggung Tahun 2019/2020 .....          | 97  |
| <i>Table : 4.1.3.</i> | <i>Percentage of Elemtary Students Passed the Final Exam in Educational Period of 2019/2020 .....</i>                              |     |
| Tabel : 4.1.4.        | Banyaknya Sekolah, Murid dan Guru SMP Dirinci Menurut Kecamatan di Kabupaten Temanggung 2020/2021 .....                            | 98  |
| <i>Table : 4.1.4.</i> | <i>Number of Junior High School, Student and Teacher in Educational Period of 2020/2021 .....</i>                                  |     |
| Tabel : 4.1.5.        | Banyaknya Peserta Ujian dan Persentase Kelulusan Murid SMP dirinci Menurut Kecamatan di Kabupaten Temanggung Tahun 2019/2020 ..... | 100 |
| <i>Table : 4.1.5.</i> | <i>Percentage of Junior High School Students Passed the Final in Educatioan Period of 2019/2020 .....</i>                          |     |
| Tabel : 4.1.6.        | Banyaknya Sekolah, Guru, Murid Taman Kanak-Kanak Menurut Kecamatan di Kabupaten Temanggung Tahun Pelajaran 2020/2021.....          | 101 |
| <i>Table : 4.1.6.</i> | <i>Number of Kindegarten, Student and Teacher in Educational Period of 2020/2021 .....</i>                                         |     |
| Tabel : 4.1.7.        | Banyaknya Murid SD yang Mengulang dan Putus Sekolah Menurut Kecamatan di Kabupaten Temanggung Tahun Pelajaran 2020/2021 .....      | 102 |
| <i>Table : 4.1.7.</i> | <i>Number of Doup Out and remedial in Elementary School in educational Period 2020/2021 .....</i>                                  |     |

|                        |                                                                                                                                                                 |     |
|------------------------|-----------------------------------------------------------------------------------------------------------------------------------------------------------------|-----|
| Tabel : 4.1.8.         | Banyaknya Murid SMP yang Mengulang dan Putus Sekolah Menurut Kecamatan di Kabupaten Temanggung Tahun Pelajaran 2020/2021 .....                                  | 103 |
| <i>Table : 4.1.8.</i>  | <i>Number of Doup Out and Remedial in Junior High School in Educational Period 2020/2021 .....</i>                                                              |     |
| Tabel : 4.1.9.         | Banyaknya PAUD, Murid dan Guru Menurut Kecamatan di Kabupaten Temanggung Tahun Pelajaran 2020/2021 .....                                                        | 104 |
| <i>Table : 4.1.9.</i>  | <i>Number of Early Childhood Education, Student and Teacher in Educational Period of 2020/2021 .....</i>                                                        |     |
| Tabel : 4.1.10.        | Nilai APK dan APM PAUD, SD, SMP dan SM Menurut Kecamatan di Kabupaten Temanggung Tahun Pelajaran 2020/2021 .....                                                | 105 |
| <i>Table : 4.1.10.</i> | <i>Score of Participation of presschool, elementary, Junior High and High School in Educational Period 2020/2021 .....</i>                                      |     |
| Tabel : 4.1.11.        | Banyaknya Perpustakaan Sekolah Menurut Jenisnya Menurut Kecamatan di Kabupaten Temanggung 2020/2021 .....                                                       | 107 |
| <i>Table : 4.1.11.</i> | <i>Number of School Library in Temanggung Regency 2020/2021 .....</i>                                                                                           |     |
| Tabel : 4.2.1.         | Banyaknya Tenaga Medis, Paramedis, Tenaga Kesehatan Lainnya di Lingkungan Dinas Kesehatan Menurut Kecamatan di Kabupaten Temanggung 2020.....                   | 108 |
| <i>Table : 4.2.1</i>   | <i>Number of Paramedics in Public Health Center in Temanggung Regency, 2020</i>                                                                                 |     |
| Tabel : 4.2.2.         | Banyaknya Pengunjung yang Berobat ke Puskesmas menurut Kecamatan Dirinci Per Tri Wulan di Kabupaten Temanggung 2020 .....                                       | 111 |
| <i>Table : 4.2.2.</i>  | <i>Number of Public Health Center Patients per Trimester in Temanggung Regency, 2020 .....</i>                                                                  |     |
| Tabel : 4.2.3.         | Banyaknya Rumah Sakit, Klinik Bersalin, Puskesmas, Balai Pengobatan Puskesmas Pembantu, Polindes, dan PKD Menurut Kecamatan di Kabupaten Temanggung, 2020 ..... | 112 |
| <i>Table : 4.2.3.</i>  | <i>Number of Hospital, Maternal Clinic, Public Health Center and clinic in Temanggung Regency, 2020 .....</i>                                                   |     |
| Tabel : 4.2.4.         | Banyaknya Pengunjung yang Berobat ke Puskesmas Menurut Jenis Pembayaran dan Kecamatan di Kabupaten Temanggung, 2020.....                                        | 114 |
| <i>Table : 4.2.4.</i>  | <i>Number of Public Health Center Patients by Payment and District in Temanggung Regency, 2020 .....</i>                                                        |     |
| Tabel : 4.2.5.         | Banyaknya Posyandu Menurut Kategori dan Prevalensi Status Gizi Balita Dirinci per Kecamatan di Kabupaten Temanggung, 2020 .....                                 | 116 |

|                                                                                                                                                               |     |
|---------------------------------------------------------------------------------------------------------------------------------------------------------------|-----|
| <i>Table : 4.2.5. Number of Community Based Public Health Service and nutritious Level of Toddler by District in Temanggung Regency, 2020.....</i>            |     |
| <i>Tabel : 4.3.1. Banyaknya Tenaga Medis, Para Medis dan Non Medis Dirinci Menurut Jenis Ketenagaan dan Status Pegawai di Kabupaten Temanggung, 2020.....</i> | 118 |
| <i>Table : 4.3.1. Number of Paramedic by Educational Background in Temanggung Regency, 2020.....</i>                                                          |     |
| <i>Tabel : 4.3.2. Penyakit Terbanyak yang Diderita Pasien di Kabupaten Temanggung, 2020.....</i>                                                              | 120 |
| <i>Table : 4.3.2. Most Disease in Temanggung Regency, 2020.....</i>                                                                                           |     |
| <i>Tabel : 4.3.3. Banyaknya Kunjungan Rawat Jalan Dirinci Menurut Jenis Poliklinik Kabupaten Temanggung, 2020.....</i>                                        | 124 |
| <i>Table : 4.3.3. Number of Day Visit Patient in Polyclinic in Temanggung Regency, 2020.....</i>                                                              |     |
| <i>Tabel : 4.4.1. Persediaan dan Pemakaian Darah di Unit Donor Darah (UDD) PMI Kabupaten Temanggung Dirinci Menurut Bulan, 2020.....</i>                      | 125 |
| <i>Table : 4.4.1. Number of Blood donation Stock in Temanggung Regency, 2020.....</i>                                                                         |     |
| <i>Tabel : 4.4.2. Banyaknya Penggunaan Darah Dirinci Menurut Bulan dan Bagian yang Menerima di Unit Donor Darah PMI Kabupaten Temanggung, 2020.....</i>       | 126 |
| <i>Table : 4.4.2. Number of Blood Transfused in Temanggung Regency, 2020.....</i>                                                                             |     |
| <i>Tabel : 4.4.3. Produksi dan Pemakaian Darah di Unit Donor Darah PMI Kabupaten Temanggung, 2020.....</i>                                                    | 128 |
| <i>Table : 4.4.3. Monthly Blood donor and Usage by Type of Blood in Red Cross Center Temanggung Regency, 2020.....</i>                                        |     |
| <i>Tabel : 4.4.4. Realisasi Penyaluran Dana PMI Kabupaten Temanggung Dirinci Menurut Bulan, 2020.....</i>                                                     | 131 |
| <i>Table : 4.4.4. The Distribution of Cash Donation in Temanggung Regency by Monthly, 2020.....</i>                                                           |     |
| <i>Tabel : 4.4.5. Banyaknya Anggota dan Pembina PMR di Kabupaten Temanggung, 2020.....</i>                                                                    | 136 |
| <i>Table : 4.4.5. Number of Red Cross Youth Member in Temanggung Regency, 2020.....</i>                                                                       |     |
| <i>Tabel : 4.4.6. Realisasi Penyaluran Obat-obatan PMI Cab. Temanggung, 2020.....</i>                                                                         | 137 |
| <i>Table : 4.4.6. The Distribution of Medicines by Red Cross Society of Temanggung Regency, 2020.....</i>                                                     |     |
| <i>Tabel : 4.5.1. Banyaknya Pasangan Usia Subur dan Peserta KB Aktif Menurut Kecamatan di Kabupaten Temanggung, 2020.....</i>                                 | 138 |
| <i>Table : 4.5.1. Number of Family Planning Program Participant in Temanggung Regency, 2020.....</i>                                                          |     |



|                |                                                                                                                                            |     |
|----------------|--------------------------------------------------------------------------------------------------------------------------------------------|-----|
| Tabel : 4.5.2. | Banyaknya Peserta KB Aktif yang Menggunakan Kontrasepsi MKJP di Kabupaten Temanggung Menurut Kecamatan di Kabupaten Temanggung, 2020 ..... | 139 |
| Table : 4.5.2. | <i>Participant Long Term Contraception Method in Temanggung Regency, 2020 ...</i>                                                          |     |
| Tabel : 4.5.3. | Peserta KB Aktif yang Menggunakan Kontrasepsi Non MKJP Menurut Kecamatan di Kabupaten Temanggung, 2020 .....                               | 140 |
| Table : 4.5.3. | <i>Participant Short Term Contraception Method in Temanggung Regency, 2020 ...</i>                                                         |     |
| Tabel : 4.5.4. | Jumlah Sarana Tempat Pelayanan Kontrasepsi Keluarga Berencana Menurut Kecamatan di Kabupaten Temanggung, 2020 .....                        | 141 |
| Table : 4.5.4. | <i>Number of Contraception Service for Family Planning Program in Temanggung Regency, 2020 .....</i>                                       |     |
| Tabel : 4.5.5. | Jumlah Pencapaian Akseptor Baru Menurut Metode Kontrasepsi dan Kecamatan di Kabupaten Temanggung, 2020 .....                               | 142 |
| Table : 4.5.5. | <i>Number of New Family Planning Akceptor by Contraception Method and District in Temanggung Regency, 2020 .....</i>                       |     |
| Tabel : 4.5.6. | Banyaknya Tenaga Lapangan Kerja Dalam Operasional Gerakan Keluarga Berencana Nasional di Kabupaten Temanggung, 2020 .....                  | 144 |
| Table : 4.5.6. | <i>Number of Family Planning Advisor for National Family Planning Program in Temanggung Regency, 2020 .....</i>                            |     |
| Tabel : 4.5.7. | Banyaknya Institusi Masyarakat (Paguyuban KB) yang Mendukung Gerakan Keluarga Berencana Nasional di Kabupaten Temanggung, 2020 .....       | 145 |
| Table : 4.5.7. | <i>Number of Community Based Planning Association for National Family Planning Program in Temanggung Regency, 2020 .....</i>               |     |
| Tabel : 4.5.8. | Banyaknya Kelompok Kegiatan Bina-bina Keluarga dan Usaha Peningkatan Pendapatan Keluarga Sejahtera di Kabupaten Temanggung, 2020 .....     | 146 |
| Table : 4.5.8. | <i>Group of family Association program for Household income Raising in Temanggung Regency, 2020 .....</i>                                  |     |
| Tabel : 4.6.1. | Banyaknya Pemeluk Agama Menurut Kecamatan di Kabupaten Temanggung, 2020 .....                                                              | 147 |
| Table : 4.6.1. | <i>Number of Worship by Region in Temanggung Regency, 2020 .....</i>                                                                       |     |
| Tabel : 4.6.2. | Banyaknya Tempat Ibadah Menurut Jenis Tempat Ibadah dan Kecamatan di Kabupaten Temanggung, 2020 .....                                      | 148 |
| Table : 4.6.2. | <i>Number of Worship place by Region in Temanggung Regency, 2020 .....</i>                                                                 |     |

Statistik Kabupaten Temanggung 2021  
Statistic of Temanggung Regency 2021

|                 |                                                                                                                                      |     |
|-----------------|--------------------------------------------------------------------------------------------------------------------------------------|-----|
| Tabel : 4.6.3.  | Jumlah Majelis Taklim, Muallim dan Jamaah Menurut Kecamatan Dirinci Menurut Kecamatan di Kabupaten Temanggung, 2020 .....            | 149 |
| Table : 4.6.3.  | <i>Number of Majlis Ta'lim, Muallim and jamaah in Temanggung Regency, 2020</i>                                                       |     |
| Tabel : 4.6.4.  | Banyaknya Nikah, Talak, Rujuk dan Cerai Menurut Kecamatan di Kabupaten Temanggung, 2020 .....                                        | 150 |
| Table : 4.6.4.  | <i>Marriage Status by District in Temanggung Regency, 2020</i> .....                                                                 |     |
| Tabel : 4.6.5.  | Banyaknya Jama'ah Haji Menurut Kecamatan dan Jenis Kelamin di Kabupaten Temanggung, 2020 .....                                       | 151 |
| Table : 4.6.5.  | <i>Number of Pilgrimage by Gender in Temanggung Regency, 2020</i> .....                                                              |     |
| Tabel : 4.6.6.  | Banyaknya Penduduk yang Menunaikan Ibadah Haji Dirinci Menurut Kecamatan dan Jenjang Pendidikan di Kabupaten Temanggung, 2020 .....  | 153 |
| Table : 4.6.6.  | <i>Number of Pilgrimage by Education in Temanggung Regency, 2020</i> .....                                                           |     |
| Tabel : 4.6.7.  | Banyaknya Jama'ah Haji Menurut Kecamatan dan Kelompok Umur di Kabupaten Temanggung, 2020.....                                        | 154 |
| Table : 4.6.7.  | <i>Number of Pilgrimage According to District and Age Groups in Temanggung Regency, 2020</i> .....                                   |     |
| Tabel : 4.6.8.  | Banyaknya Sekolah dan Murid SD Madrasah Ibtidaiyah Dirinci Menurut Kecamatan di Kabupaten Temanggung Tahun Pelajaran 2020/2021 ..... | 156 |
| Table : 4.6.8.  | <i>Number of Islamic Elementary Student in Temanggung Regency, 2020</i> .....                                                        |     |
| Tabel : 4.6.9.  | Banyaknya Guru Madrasah Ibtidaiyah Menurut Kecamatan di Kabupaten Temanggung Tahun Ajaran 2020/2021 .....                            | 157 |
| Table : 4.6.9.  | <i>Number of Islamic Elementary School Teacher in Temanggung Regency, 2020/2021</i> .....                                            |     |
| Tabel : 4.6.10. | Banyaknya Peserta Ujian dan Persentase Kelulusan Murid MI Menurut Kecamatan di Kabupaten Temanggung Tahun 2020/2021 .....            | 159 |
| Table : 4.6.10. | <i>Percentage of Islamic Elementary Scool Passed the Final exam in Temanggung Regency, 2020/2021</i> .....                           |     |
| Tabel : 4.6.11. | Banyaknya Sekolah dan Murid Madrasah Tsanawiyah Menurut Kecamatan di Kabupaten Temanggung Tahun Pelajaran 2020/2021 .....            | 160 |
| Table : 4.6.11. | <i>Number of Islamic Student Junior High School in Temanggung Regency, 2020/2021</i> .....                                           |     |
| Tabel : 4.6.12. | Banyaknya Guru Madrasah Tsanawiyah Menurut Kecamatan di Kabupaten Temanggung Tahun Ajaran 2020/2021 .....                            | 161 |

|                                                                                                                                                                  |     |
|------------------------------------------------------------------------------------------------------------------------------------------------------------------|-----|
| <i>Table : 4.6.12. Number of Islamic Junior High School Teacher in Temanggung Regency, 2020/2021 .....</i>                                                       |     |
| Tabel : 4.6.13. Banyaknya Peserta Ujian dan Persentase Kelulusan Murid MTs Menurut Kecamatan di Kabupaten Temanggung Tahun 2020/2021 .....                       | 163 |
| <i>Table : 4.6.13. Percentage of Islamic Junior High School Passed the Final exam in Temanggung Regency, 2020/2021 .....</i>                                     |     |
| Tabel : 4.6.14. Banyaknya Sekolah dan Murid Madrasah Aliyah Menurut Kecamatan di Kabupaten Temanggung Tahun 2020/2021 .....                                      | 164 |
| <i>Table : 4.6.14. Number of Islamic Student High School and Student in Temanggung Regency, 2020/2021 .....</i>                                                  |     |
| Tabel : 4.6.15. Banyaknya Guru Madrasah Aliyah Menurut Kecamatan di Kabupaten Temanggung Tahun 2020/2021 .....                                                   | 165 |
| <i>Table : 4.6.15. Number of Islamic Student High School teacher in Temanggung Regency, 2020 .</i>                                                               |     |
| Tabel : 4.6.16. Banyaknya Peserta Ujian dan Persentase Kelulusan Murid MA Menurut Kecamatan di Kabupaten Temanggung Tahun Ajaran 2020/2021 .....                 | 167 |
| <i>Table : 4.6.16. Number of Islamic Student High School Passed the Final exam in Temanggung Regency, 2020/2021 .....</i>                                        |     |
| Tabel : 4.6.17. Banyaknya Sekolah, Murid dan Guru Taman Kanak-kanak (RA) Per Kecamatan di Kabupaten Temanggung Tahun 2020/2021 .....                             | 168 |
| <i>Table : 4.6.17. Number of Islamic Kindegarten, Teacher and Students Temanggung Regency, 2020/2021 .....</i>                                                   |     |
| Tabel : 4.6.18. Banyaknya Sekolah dan Perguruan Tinggi Islam Dirinci Menurut Kecamatan di Kabupaten Temanggung, 2020.....                                        | 169 |
| <i>Table : 4.6.18. Number of Islamic School and University in Temanggung Regency, 2020 .....</i>                                                                 |     |
| Tabel : 4.6.19. Banyaknya Guru Dosen di Sekolah dan Perguruan Tinggi Islam Menurut Kecamatan di Kabupaten Temanggung, 2020.....                                  | 170 |
| <i>Table : 4.6.19. Number of Teacher and lecturer in temanggung Regency, 2020.....</i>                                                                           |     |
| Tabel : 4.6.20. Banyaknya Murid dan Mahasiswa di Sekolah dan Perguruan Tinggi Islam Menurut Kecamatan di Kabupaten Temanggung, 2020 .....                        | 171 |
| <i>Table : 4.6.20. Number of Islamic School Students Temanggung Regency, 2020 .....</i>                                                                          |     |
| Tabel : 4.6.21. Banyaknya Murid Madrasah Ibtidaiyah (MI) yang Mengulang dan Putus Sekolah Menurut Kecamatan di Kabupaten Temanggung Tahun Ajaran 2020/2021 ..... | 173 |

|                                                                                                                                                                   |     |
|-------------------------------------------------------------------------------------------------------------------------------------------------------------------|-----|
| <i>Table : 4.6.21. Number Dropout and Re-Seat Students Islamic Elementary School in Temanggung Regency Period 2020/2021 .....</i>                                 |     |
| Tabel : 4.6.22. Banyaknya Murid Madrasah Tsanawiyah (MTs) yang Mengulang dan Putus Sekolah Menurut Kecamatan di Kabupaten Temanggung Tahun Ajaran 2020/2021 ..... | 174 |
| <i>Table : 4.6.22. Number Dropout and Re-Seat Students Islamic Junior High School in Temanggung Regency Period 2020/2021 .....</i>                                |     |
| Tabel : 4.6.23. Banyaknya Murid Madrasah Aliyah (MA) yang Mengulang dan Putus Sekolah Menurut Kecamatan di Kabupaten Temanggung Tahun Ajaran 2020/2021 .....      | 175 |
| <i>Table : 4.6.23. Number Dropout and Re-Seat Students Islamic High School in Temanggung Regency Period 2020/2021 .....</i>                                       |     |
| Tabel : 4.6.24. Jumlah Pondok Pesantren dan Santri Menurut Kecamatan di Kabupaten Temanggung, 2020 .....                                                          | 176 |
| <i>Table : 4.6.24. Number of Boarding School by District Temanggung Regency, 2020 .....</i>                                                                       |     |
| Tabel : 4.6.25. Jumlah Taman Pendidikan Alquran (TPQ), Jumlah Pengajar dan Jumlah Santri Menurut Kecamatan di Kabupaten Temanggung, 2020 .....                    | 177 |
| <i>Table : 4.6.25. Number of Al-Qur'an Education Units, Teachers and Students in Temanggung Regency, 2020 .....</i>                                               |     |
| Tabel : 4.6.26. Banyaknya Sekolah Diniyah Menurut Kecamatan di Kabupaten Temanggung, 2020 .....                                                                   | 178 |
| <i>Table : 4.6.26. Number of Diniyah School by District in Temanggung Regency, 2020 .....</i>                                                                     |     |
| Tabel : 4.6.27. Banyaknya Perkara yang Masuk Menurut Jenis Perkara di Kabupaten Temanggung, 2020 .....                                                            | 179 |
| <i>Table : 4.6.27. Incoming Case in Temanggung Regency Islamic Court, 2020 .....</i>                                                                              |     |
| Tabel : 4.6.28. Banyaknya Perceraian Menurut Bulan dan Faktor Penyebab Perceraian di Kabupaten Temanggung, 2020 .....                                             | 180 |
| <i>Table : 4.6.28. Number of Divorce and its Cautional Factor in Temanggung Regency, 2020 .....</i>                                                               |     |
| Tabel : 4.6.29. Banyaknya Perkara Yang Diterima Pengadilan Agama Dirinci Menurut Kecamatan di Kabupaten Temanggung, 2020 .....                                    | 182 |
| <i>Table : 4.6.29. Incoming Cases of Islamic Court in Temanggung Regency by District, 2020 .....</i>                                                              |     |
| Tabel : 4.6.30. Jumlah Perkara Yang Diterima pada Pengadilan Agama Temanggung Kelas I.B Dirinci Menurut Bulan dan Jenisnya di Kabupaten Temanggung , 2020 .....   | 185 |

|                                                                                                                                                                 |     |
|-----------------------------------------------------------------------------------------------------------------------------------------------------------------|-----|
| <i>Table : 4.6.30. Incoming Cases of Islamic Court Level I-B in Temanggung Regency by District, 2020.....</i>                                                   |     |
| Tabel : 4.6.31. Jumlah Perkara yang Diputus pada Pengadilan Agama Kelas I.B Dirinci Menurut Bulan dan Jenisnya di Kabupaten Temanggung, 2020.....               | 189 |
| <i>Table : 4.6.31. Incoming Cases Resolved in Islamic Court Level I-B in Temanggung Regency by District, 2020.....</i>                                          |     |
| Tabel : 4.7.1. Jumlah Perkara yang Diselesaikan Menurut Bulan dan Jenis Acara di Pengadilan Negeri Kabupaten Temanggung, 2020.....                              | 194 |
| <i>Table : 4.7.1. Resolved cases by event in State Court Temanggung Regency, 2020.....</i>                                                                      |     |
| Tabel : 4.7.2. Jumlah Terdakwa yang Diselesaikan Menurut Bulan dan Jenis Acara di Pengadilan Negeri Kabupaten Temanggung, 2020.....                             | 195 |
| <i>Table : 4.7.2. Number of Defendant Resolved in State Court Temanggung Regency, 2020.....</i>                                                                 |     |
| Tabel : 4.7.3. Jumlah Perkara yang Diselesaikan Dirinci Menurut Bulan dan Jenis Acara di Pengadilan Negeri Kabupaten Temanggung, 2020.....                      | 196 |
| <i>Table : 4.7.3. Resolve Cases by Evenet is in State Court Temanggung Regency, 2020.....</i>                                                                   |     |
| Tabel : 4.7.4. Jumlah Terdakwa/Terhukum yang Diselesaikan Menurut Bulan dan Sikap Terhadap Keputusan di Pengadilan Negeri Kabupaten Temanggung, 2020.....       | 197 |
| <i>Table : 4.7.4. Number of Accepted Court Verdict in Temanggung Regency, 2020.....</i>                                                                         |     |
| Tabel : 4.7.5. Jumlah Perkara Perdata Gugatan yang Diselesaikan Menurut Bulan dan Jenis Perkara di Pengadilan Negeri Kabupaten Temanggung, 2020.....            | 198 |
| <i>Table : 4.7.5. Number of Final Verdict Result by Case in Temanggung Regency, 2020.....</i>                                                                   |     |
| Tabel : 4.7.6. Jenis Perkara Perdata yang Diterima dan Diputus Menurut Bulan dan Jenis Perkara di Pengadilan Negeri Kabupaten Temanggung, 2020.....             | 199 |
| <i>Table : 4.7.6. Incoming Civil Case by its Type in Court Verdict in Temanggung Regency, 2020 .</i>                                                            |     |
| Tabel : 4.7.7. Proses Perkara Pidana yang Diterima dan Diputus Menurut Bulan dan Jenis Perkara di Pengadilan Negeri Kabupaten Temanggung, 2020.....             | 201 |
| <i>Table : 4.7.7. The Process of Court Verdict in Temanggung Regency, 2020.....</i>                                                                             |     |
| Tabel : 4.7.8. Perkara Pidana Ringan dan Lalu Lintas yang Diterima, Diputus dan Jumlah Denda Menurut Bulan di Pengadilan Negeri Kabupaten Temanggung, 2020..... | 203 |
| <i>Table : 4.7.8. Number of Misdemeanor in Court Verdict Temanggung Regency, 2020.....</i>                                                                      |     |
| Tabel : 4.8.1. Jumlah Tahanan dan Kapasitas Tempat Per Bulan di Rumah Tahanan Negara Kabupaten Temanggung, 2020.....                                            | 204 |
| <i>Table : 4.8.1. Number of Prisoners in Temanggung Regency Jail, 2020.....</i>                                                                                 |     |

|                        |                                                                                                                                                                                                     |     |
|------------------------|-----------------------------------------------------------------------------------------------------------------------------------------------------------------------------------------------------|-----|
| Tabel : 4.8.2.         | Jumlah Perkara yang Telah Diputus Termasuk Pidana kurungan Pengganti Denda Berdasarkan Putusan Pengadilan menurut Jenis pelanggaran/Kejahatan dan Jenis Kelamin di Kabupaten Temanggung, 2020 ..... | 205 |
| <i>Table : 4.8.2.</i>  | <i>Number Cases Resolved by Type of Crime and Gender in Temanggung Regency, 2020 .....</i>                                                                                                          |     |
| Tabel : 4.8.3.         | Jumlah Pelanggaran Lalu Lintas Menurut Kecamatan dan Jenis Pelanggaran di Wilayah Kabupaten Temanggung, 2020.....                                                                                   | 207 |
| <i>Table : 4.8.3.</i>  | <i>Number of Traffic Violation by District in Temanggung Regency, 2020 .....</i>                                                                                                                    |     |
| Tabel : 4.8.4.         | Jumlah Kecelakaan Lalu Lintas dan Korbannya Menurut Kecamatan dan Jenis Korban di Wilayah Kabupaten Temanggung, 2020 .....                                                                          | 209 |
| <i>Table : 4.8.4.</i>  | <i>Number of Traffic Accident and Victim by District in Temanggung Regency, 2020 .....</i>                                                                                                          |     |
| Tabel : 4.8.5.         | Jumlah Kejadian Tindak Pidana Yang dilaporkan Menurut Kecamatan dan Jenis Kejahatan/Pelanggaran di Kepolisian Resort Temanggung,2020 .....                                                          | 210 |
| <i>Table : 4.8.5.</i>  | <i>Number of Reported Crime in District Police Departement, 2020.....</i>                                                                                                                           |     |
| Tabel : 4.9.1a         | Banyaknya Bencana Alam, Kerugian dan Bantuan yang Diberikan Menurut Kecamatan di Kabupaten Temanggung, 2020 .....                                                                                   | 212 |
| <i>Table : 4.9.1a.</i> | <i>Number of Natural Disaster and Donation in Temanggung Regency, 2020.....</i>                                                                                                                     |     |
| Tabel : 4.9.1b         | Banyaknya Bencana Sosial, Kerugian dan Bantuan yang Diberikan Dirinci Menurut Kecamatan di Kabupaten Temanggung, 2020.....                                                                          | 213 |
| <i>Table : 4.9.1b</i>  | <i>Number of Social Disaster Losses and Donation in Temanggung Regency, 2020..</i>                                                                                                                  |     |
| Tabel : 4.9.2.         | Banyaknya Penyandang Masalah Kesejahteraan Sosial di Kabupaten Temanggung, 2020 .....                                                                                                               | 214 |
| <i>Table : 4.9.2.</i>  | <i>Number of Social Welfare Issue in Temanggung Regency, 2020 .....</i>                                                                                                                             |     |
| Tabel : 4.9.3.         | Banyaknya Karang Taruna, Anggota dan Kader Dirinci Menurut Kecamatan di Kabupaten Temanggung, 2020.....                                                                                             | 221 |
| <i>Table : 4.9.3.</i>  | <i>Number of Karang Taruna by District in Temanggung Regency, 2020</i>                                                                                                                              |     |
| Tabel : 4.9.4.         | Banyaknya Pekerja Sosial Masyarakat Menurut Kecamatan di Kabupaten Temanggung, 2020 .....                                                                                                           | 223 |
| <i>Table : 4.9.4.</i>  | <i>Number of Social workers by District in Temanggung Regency, 2020.....</i>                                                                                                                        |     |
| Tabel : 4.10.1.        | Jumlah Mutasi Penerima (Kelayan) Manfaat di Balai Besar Rehabilitasi Sosial Penyandang Disabilitas Intelektual "Kartini" Temanggung, 2008- 2020 .....                                               | 224 |
| <i>Table : 4.10.1.</i> | <i>Number of Person with Disabilities Intelctual Mutation in Social Rehabilitation Centre for Person With Intelctual Disabilities Kartini Temanggung, 2008-2020..</i>                               |     |

|                        |                                                                                                                                                                                              |     |
|------------------------|----------------------------------------------------------------------------------------------------------------------------------------------------------------------------------------------|-----|
| Tabel : 4.10.2.        | Banyaknya Penerima Manfaat (Kelayan) Menurut Jenis Kelamin di Balai Desa Rehabilitasi Sosial Penyandang Disabilitas Intelektual (BBRSPDI) "Kartini" di Temanggung, 2007 - 2020 .....         | 226 |
| <i>Table : 4.10.2.</i> | <i>Number of Person With Intellectual by Gender in Social Rehabilities Center for Person With Intellectual Disabilities "Kartini", Temanggung, 2007 - 2020.....</i>                          |     |
| Tabel : 4.10.3.        | Jumlah Penerimaan Manfaat (Kelayan) dan Instruktur /Pendamping Kegiatan Balai Besar Rehabilitasi Sosial Penyandang Disabilitas Intelektuan (BBRSPDI) "Kartini" Temanggung, 2007 - 2020 ..... | 227 |
| <i>Table : 4.10.3.</i> | <i>Number of Mentally Disable (Client) and Instructure in The Center for Social Rehabilitation of "Bina Grahita (BBRSBG)"Kartini", 2008-2020 .....</i>                                       |     |
| Tabel : 4.10.4.        | Jumlah Penerimaan Manfaat (Anak Negara) Balai Besar Rehabilitasi Sosial Penyandang Disabilitas Intelektual (BBRSPDI) "Kartini" Temanggung, 2007-2020 .....                                   | 229 |
| <i>Table : 4.10.4.</i> | <i>Number of Client (Dependent Children) in The Center for Social Rehabilitation Disability Intelektual (BBRSPDI) "Kartini" in Temanggung Regency, 2007-2020 ...</i>                         |     |
| Tabel : 4.10.5.        | Jumlah penerima Manfaat Menurut Kelompok Umur di Balai Besar Rehabilitasi Sosial Penyandang Disabilitas Intelektual (BBRSPDI) "Kartini" Temanggung, 2009-2020.....                           | 230 |
| <i>Table : 4.10.5.</i> | <i>Number of Person With Intellectual Disabities in Social Rehabilitation Center With Intellectual Disabilities by Age Group In Temanggung Regency, 2009-2020.</i>                           |     |
| Tabel : 4.10.6.        | Jumlah Penerima Manfaat di Luar Lembaga berdasarkan Kelompok Umur Balai Besar Rahabilitasi Sosial Bina Grahita (BBRSBG) "Kartini" Temanggung Tahun 2007 – 2020 .....                         | 233 |
| <i>Table : 4.10.6.</i> | <i>Number of client by Age GroupsOutside Kartini Mentally Rehabilitation Center Temanggung , 2007-2020.....</i>                                                                              |     |
| Tabel : 4.11.1.        | Data Penerima Manfaat di Panti Pelayanan Sosial Disabilitas Netra "Penganthi" Temanggung 2008 - 2020 .....                                                                                   | 235 |
| <i>Table : 4.11.1.</i> | <i>Number of Blind Client Accepted in Penganthi Sosial Rehabilitation Centre Temanggung, 2008-2020 .....</i>                                                                                 |     |
| Tabel : 4.11.2.        | Banyaknya Penerimaan Manfaat Menurut Jenis Kelamin yang Disantuni di Panti Pelayanan Sosial Disabilitas Netra "Penganthi" Temanggung, 2008-2020 ...                                          | 237 |
| <i>Table : 4.11.2.</i> | <i>Number of Blind Client by Gender in Penganthi Sosial Rehabilitation Centre Temanggung, 2008-2020 .....</i>                                                                                |     |

|                 |                                                                                                                                    |     |
|-----------------|------------------------------------------------------------------------------------------------------------------------------------|-----|
| Tabel : 4.11.3. | Jumlah Penerima Manfaat dan Instruktur di Panti Pelayanan Sosial Disabilitas Netra "Penganthi" Temanggung, Tahun 2008 - 2020 ..... | 238 |
| Table : 4.11.3. | <i>Number of Blind Client and Instructure in Penganthi Sosial Rehabilitation Centre Temanggung, 2008-2020 .....</i>                |     |
| Tabel : 4.12.1. | Klasifikasi Profil Desa/Kelurahan Menurut Kecamatan di Kabupaten Temanggung, 2020 .....                                            | 239 |
| Table : 4.12.1. | <i>Classification of Village Profiles by District in Temanggung Regency, 2020 .....</i>                                            |     |
| Tabel : 4.12.2. | Banyaknya LPMD/LPMK dan Pengurus Menurut Kecamatan di Kabupaten Temanggung, 2020 .....                                             | 240 |
| Table : 4.12.2. | <i>Number of LPMD/LPMK and The Committee in Temanggung Regency, 2020 .....</i>                                                     |     |
| Tabel : 4.13.1. | Banyaknya Sarana dan Prasarana Persampahan yang Berfungsi di Kabupaten Temanggung, 2016 - 2020 .....                               | 241 |
| Table : 4.13.1. | <i>Number of Serverable Waste facilities in Temanggung Regency, 2016-2020 .....</i>                                                |     |
| Tabel : 4.13.2. | Produksi Sampah Rata-rata per hari ( $M^3$ ) pada Daerah/kawasan Yang Terlayani di Kabupaten Temanggung, 2011 - 2020 .....         | 242 |
| Table : 4.13.2. | <i>Average Waste Production per Day (<math>M^3</math>) of Serviced Area in Temanggung Regency, 2011-2020 .....</i>                 |     |
| Tabel : 4.14.1. | Frekuensi Kebakaran, Banyaknya Korban dan Taksiran Kerugian di Kabupaten Temanggung, 2011-2020.....                                | 243 |
| Table : 4.14.1. | <i>Fire Incident Frequency in Temanggung Regency, 2011-2020 .....</i>                                                              |     |
| Tabel : 4.14.2. | Banyaknya Bencana Kebakaran, yang Terbakar dan yang Kehilangan Tempat Tinggal di Kabupaten Temanggung, 2011 - 2020 .....           | 244 |
| Table : 4.14.2. | <i>Number of Fire Incident, Burnt and Residence Losses in Temanggung Regency, 2011-2020 .....</i>                                  |     |
| Tabel : 4.14.3. | Banyaknya Bencana Kebakaran Menurut Bulan Di Kabupaten Temanggung, 2015 -2020 .....                                                | 245 |
| Table : 4.14.3. | <i>Number of Fire Disaster in Temanggung Regency, 2015-2020 .....</i>                                                              |     |
| Tabel : 4.15.1. | Hasil Analisa Kualitas Air Sungai dan Mata Air di Kabupaten Temanggung, 2020                                                       | 246 |
| Table : 4.15.1. | <i>The Result of River and Spring water Quality Analysis in Temanggung Regency, 2020 .....</i>                                     |     |
| Tabel : 4.15.2. | Pengukuran Kualitas Udara Ambien Menurut Lokasi di Kabupaten Temanggung, 2020 .....                                                | 248 |
| Table : 4.15.2. | <i>Ambien Air Quality Measurement by Location in Temanggung Regency 2020 ....</i>                                                  |     |



**BAB V. PERTANIAN**

**CHAPTER V. AGRICULTURE**

|                       |                                                                                                                                                                 |     |
|-----------------------|-----------------------------------------------------------------------------------------------------------------------------------------------------------------|-----|
| Tabel : 5.1.1.        | Luas Panen dan Jumlah Produksi Tanaman Padi dan Palawija Menurut jenis Tanaman per Kecamatan di Kabupaten Temanggung, 2020 .....                                | 257 |
| <i>Table : 5.1.1.</i> | <i>The Area of paddy and Palawija Field by Its Type of Plants in Temanggung Regency, 2020 .....</i>                                                             |     |
| Tabel : 5.1.2.        | Luas Panen dan Jumlah Produksi Tanaman Sayuran Menurut Kecamatan dan Jenis Tanaman di Kabupaten Temanggung, 2020 .....                                          | 261 |
| <i>Table : 5.1.2.</i> | <i>The Production of Horticulture Compared to Harvesting Area in Temanggung Regency, 2020 .....</i>                                                             |     |
| Tabel : 5.1.3.        | Jumlah Tanaman Buah-Buahan yang Menghasilkan dan Produksinya Menurut Kecamatan dan Jenis Tanaman di Kabupaten Temanggung, 2020 .....                            | 265 |
| <i>Table : 5.1.3.</i> | <i>Production of Fruits in Temanggung Regency, 2020 .....</i>                                                                                                   |     |
| Tabel : 5.1.4.        | Realisasi Kebutuhan Pupuk untuk Sub Sektor Pertanian, Perkebunan, Kehutanan, Peternakan dan Perikanan Dirinci per Kecamatan di Kabupaten Temanggung, 2020 ..... | 267 |
| <i>Table : 5.1.4.</i> | <i>The Needs of Fertilizer for Agriculture Sectors in Temanggung Regency, 2020 ..</i>                                                                           |     |
| Tabel : 5.2.1.        | Luas Tanaman dan Produksi Tanaman Perkebunan Rakyat Menurut Kecamatan dan Jenis Tanaman di Kabupaten Temanggung, 2020 .....                                     | 268 |
| <i>Table : 5.2.1.</i> | <i>The Area of People's Plantation by Type of Plants in Temanggung Regency, 2020 .....</i>                                                                      |     |
| Tabel : 5.2.2.        | Luas Panen dan Produksi Tanaman Biofarmaka yang Menghasilkan Dirinci Menurut Kecamatan dan Jenis Tanaman di Kabupaten Temanggung, 2020 .....                    | 272 |
| <i>Table : 5.2.2.</i> | <i>The Area and the Production of Biopharmatic Plantation in Temanggung Regency, 2020 .....</i>                                                                 |     |
| Tabel : 5.2.3.        | Luas Hutan Rakyat dan Lahan Kritis menurut Kecamatan di Kabupaten Temanggung .....                                                                              | 274 |
| <i>Table : 5.2.3.</i> | <i>The Area of People's Forest and Critical Land in Temanggung Regency.....</i>                                                                                 |     |
| Tabel : 5.2.4.        | Jumlah Penyuluh Pertanian di Kecamatan di Kabupaten Temanggung, 2020 .....                                                                                      | 277 |
| <i>Table : 5.2.4.</i> | <i>Number of Agricultural Extension Workers by District in Temanggung Regency, 2020 .....</i>                                                                   |     |
| Tabel : 5.3.1.        | Produksi Perhutani dan Hasil Hutan Lainnya Menurut Jenis Komoditi di Kabupaten Temanggung tahun 2018-2020 .....                                                 | 278 |

|                                                                                                                                                          |     |
|----------------------------------------------------------------------------------------------------------------------------------------------------------|-----|
| <i>Table : 5.3.1. Production of Perhutani and Other Forest Products by Commodity Type in Temanggung Regency, 2018-2020 .....</i>                         |     |
| Tabel : 5.4.1. Populasi Ternak Besar Dirinci Menurut Kecamatan dan Jenis Ternak di Kabupaten Temanggung, 2020.....                                       | 279 |
| <i>Table : 5.4.1. Population of Big Livestock in Temanggung Regency, 2020 .....</i>                                                                      |     |
| Tabel : 5.4.2. Populasi Ternak Kecil Dirinci Menurut Kecamatan dan Jenis Ternak di Kabupaten Temanggung, 2020.....                                       | 280 |
| <i>Table : 5.4.2. Population of Small Livestocks in Temanggung Regency, 2020 .....</i>                                                                   |     |
| Tabel : 5.4.3. Populasi Ternak Unggas Dirinci Menurut Kecamatan dan Jenis Ternak di Kabupaten Temanggung, 2020.....                                      | 281 |
| <i>Table : 5.4.3. Population of Fowl in Temanggung Regency, 2020 .....</i>                                                                               |     |
| Tabel : 5.4.4. Jumlah Produksi Daging, Telur dan Susu Menurut Kecamatan di Kabupaten Temanggung, 2020 .....                                              | 282 |
| <i>Table : 5.4.3. Production of Meat, Egg, and Milk in Temanggung Regency, 2020 .....</i>                                                                |     |
| Tabel : 5.4.5. Perdagangan Ternak di Pasar Ternak Menurut Kecamatan dan Jenis Ternak di Kabupaten Temanggung, 2020 .....                                 | 284 |
| <i>Table : 5.4.5. Livestock Trading in Cattle Market in Temanggung Regency, 2020 .....</i>                                                               |     |
| Tabel : 5.5.1. Hasil dan Nilai Produksi Ikan Kolam Menurut Kecamatan dan Jenis Ikan di Kabupaten Temanggung, 2020.....                                   | 286 |
| <i>Table : 5.5.1. Production of Fish in Temanggung Regency, 2020 .....</i>                                                                               |     |
| Tabel : 5.5.2. Hasil dan Nilai Produksi Ikan Budidaya Mina Padi Menurut Kecamatan dan Jenis Ikan di Kabupaten Temanggung, 2020 .....                     | 289 |
| <i>Table : 5.5.2. Production of Mina Paddy Fisheris by District in Temanggung Regency, 2020 ....</i>                                                     |     |
| Tabel : 5.5.3. Hasil Produksi Benih Ikan di Unit Pembenihan Rakyat (UPR) Menurut Kecamatan di Kabupaten Temanggung,2020.....                             | 291 |
| <i>Table : 5.5.3. Production of Fisheries Seeding in Community Seeding Unit in Temanggung Regency, 2020 .....</i>                                        |     |
| Tabel : 5.5.4. Produksi dan Nilai Hasil Penangkapan Ikan di Sungai Menurut Kecamatan dan Jenis Ikan di Kabupaten Temanggung, 2020 .....                  | 292 |
| <i>Table : 5.5.4. Production of Fisheries Form River in Temanggung Regency, 2020 .....</i>                                                               |     |
| Tabel : 5.5.5. Produksi dan Nilai Hasil Penangkapan Ikan di Genangan/Cekdam Dirinci Menurut Kecamatan dan Jenis Ikan di Kabupaten Temanggung, 2020 ..... | 297 |

|                                                                                                                                                                 |     |
|-----------------------------------------------------------------------------------------------------------------------------------------------------------------|-----|
| <i>Table : 5.5.5. Production of Fish in Pool/Cekdam in Temanggung Regency, 2020.....</i>                                                                        |     |
| Tabel : 5.5.6. Produksi dan Nilai Hasil Penangkapan Ikan di Jaring Apung Menurut Jenis Ikan dan Kecamatan di Kabupaten Temanggung, 2020 .....                   | 303 |
| <i>Table : 5.5.6. Production and Value of Fish Cultivation in Floating Net in Temanggung Regency, 2020.....</i>                                                 |     |
| <br>                                                                                                                                                            |     |
| <b>BAB VI. INDUSTRI, LISTRIK , AIR MINUM DAN BAHAN BAKAR</b>                                                                                                    |     |
| <i>CHAPTER VI. INDUSTRY, ELECTRICITY, DRINKING WATER AND FUEL</i>                                                                                               |     |
| Tabel : 6.1.1. Banyaknya Unit Usaha Industri dan Tenaga Kerja Menurut Kecamatan dan Klasifikasi Industri di Kabupaten Temanggung, 2020.....                     | 313 |
| <i>Table : 6.1.1. Number IndustriesUnits and Labour by District and Industries Classification in Temanggung Regency, 2020 .....</i>                             |     |
| Tabel : 6.1.2. Banyaknya Unit Usaha Industri, Tenaga Kerja, Investasi dan Nilai Produksi Industri Menurut Kelompok Industri di Kabupaten Temanggung, 2020 ..... | 315 |
| <i>Table : 6.1.2. Number of Industry Unit, Labour and Investment Values by Industry Groups in Temanggung Regency, 2020 .....</i>                                |     |
| Tabel : 6.1.3. Realisasi Volume dan Nilai Ekspor Produk Industri Menurut Komoditi di Kabupaten Temanggung, 2011 - 2020.....                                     | 317 |
| <i>Table : 6.1.3. Volume and export Values of Industrial Product by Commodity in Temanggung Regency, 2011 - 2020.....</i>                                       |     |
| Tabel : 6.1.4. Banyaknya Perusahaan dan Tenaga Kerja Industri Menurut Jenis Industri di Kabupaten Temanggung, 2020.....                                         | 319 |
| <i>Table : 6.1.4. Number Industries and Labour Type Industry in Temanggung Regency, 2020.....</i>                                                               |     |
| Tabel : 6.1.5. Jenis, Jumlah dan Nilai Produksi Sektor Industri Menurut Jenis Industri di Kabupaten Temanggung, 2020.....                                       | 323 |
| <i>Table : 6.1.5. Type, Number and Values Industry in Temanggung Regency, 2020.....</i>                                                                         |     |
| Tabel : 6.2.1.a. Perkembangan Pelanggan Listrik Dirinci Menurut Kecamatan di Wilayah PLN Rayon Temanggung, 2018 - 2020 .....                                    | 327 |
| <i>Table : 6.2.1.a. The Growth of Electricity Customers by District in Temanggung Regency, 2018 - 2020 .....</i>                                                |     |
| Tabel : 6.2.1.b. Perkembangan Pelanggan Listrik Dirinci Menurut Kecamatan di Wilayah PLN Rayon Parakan, 2018- 2020.....                                         | 328 |
| <i>Table : 6.2.1.b. The Growth of Electricity Customers in Parakan, 2018-2020.....</i>                                                                          |     |

|                                                                                                                                          |     |
|------------------------------------------------------------------------------------------------------------------------------------------|-----|
| Tabel : 6.2.1.c. Perkembangan Pelanggan Listrik Dirinci Menurut Kecamatan di Kabupaten Temanggung, 2018 - 2020 .....                     | 329 |
| <i>Table : 6.2.1.c The Growth of Electricity Customers in Temanggung Regency, 2018 - 2020 .....</i>                                      |     |
| Tabel : 6.2.2.a. Perkembangan Pelanggan dan Daya (VA) Dirinci Menurut Bulan di Wilayah Cabang PLN Temanggung, 2020 .....                 | 331 |
| <i>Table : 6.2.2.a. Customer and Power Development (VA) Details by Month in Temanggung Services Area, 2020.....</i>                      |     |
| Tabel : 6.2.2.b. Perkembangan Pelanggan dan Daya VA Dirinci Menurut Bulan di Wilayah Cabang PLN Parakan, 2020 .....                      | 332 |
| <i>Table : 6.2.2.b. Customer and Power Development (VA) Details by Month in Parakan Services Area, 2020.....</i>                         |     |
| Tabel : 6.2.2.c. Perkembangan Pelanggan dan Daya VA Listrik di Kabupaten Temanggung, 2020 .....                                          | 333 |
| <i>Table : 6.2.2.c. Customer and Power Development (VA) of Electricity in Temanggung Regency, 2020 .....</i>                             |     |
| Tabel : 6.3.1. Banyaknya Pelanggan PDAM Menurut Jenisnya Dirinci per Kecamatan di Kabupaten Temanggung, 2020.....                        | 335 |
| <i>Table : 6.3.1. Number of Water Supplay Customers in Temanggung Regency, 2020 .....</i>                                                |     |
| Tabel : 6.3.2. Banyaknya Pelanggan Air yang Disalurkan dan Nilainya Menurut Kategori Pelanggan di Kabupaten Temanggung, 2020 .....       | 337 |
| <i>Table : 6.3.2. Total Values of Water Consumption in Temanggung Regency, 2020.....</i>                                                 |     |
| Tabel : 6.3.3. Banyaknya Mata Air yang Dikelola PDAM Kabupaten Temanggung Menurut Kecamatan Di Kabupaten Temanggung, 2020 .....          | 340 |
| <i>Table : 6.3.3. Number of Managed Springs by Local Government Water Supply Company, 2020 .....</i>                                     |     |
| Tabel : 6.3.4. Banyaknya Penanganan Pengaduan Pelanggan PDAM Kabupaten Temanggung, 2020 .....                                            | 341 |
| <i>Table : 6.3.4. Number of Complained for Water Service in Temanggung Regency, 2020 .....</i>                                           |     |
| Tabel : 6.3.5. Banyaknya Pengiriman Air dengan Mobil Tangki dan Nilainya Menurut Kategori Pengiriman di Kabupaten Temanggung, 2020 ..... | 342 |
| <i>Table : 6.3.5. Number of Ships of Water by Tanker and Their Value by Shipment Category in Temanggung Regency, 2020 .....</i>          |     |
| Tabel : 6.4.1. Jumlah Penjualan Bahan Bakar Dirinci per Bulan pada SPBU di Kabupaten Temanggung, 2020 .....                              | 343 |
| <i>Table : 6.4.1. Number of Trading Fuels by Months in Temanggung Regency, 2020.....</i>                                                 |     |

**BAB VII. TRANSPORTASI, HOTEL DAN PARIWISATA**

*CHAPTER VII. TRANSPORTASI, HOTEL DAN PARIWISATA*

|                       |                                                                                                           |     |
|-----------------------|-----------------------------------------------------------------------------------------------------------|-----|
| Tabel : 7.1.1.        | Panjang Jalan Menurut Keadaan dan Status Jalan di Kabupaten Temanggung, 2019 - 2020 .....                 | 349 |
| <i>Table : 7.1.1.</i> | <i>Condition of Road in Temanggung Regency , 2019-2020 .....</i>                                          |     |
| Tabel : 7.2.1.        | Jumlah Pengujian Kendaraan Bermotor Menurut Jenisnya Dirinci per Bulan di Kabupaten Temanggung, 2020..... | 350 |
| <i>Table : 7.2.1.</i> | <i>Number of Vehicle Inspection in Temanggung Regency, 2020 .....</i>                                     |     |
| Tabel : 7.2.2.        | Jumlah Rit Bis yang Masuk Terminal Dirinci per Bulan di Kabupaten Temanggung, 2020 .....                  | 351 |
| <i>Table : 7.2.2.</i> | <i>Number of Bus Rit in Temanggung Regency, 2020 .....</i>                                                |     |
| Tabel : 7.2.3.        | Jumlah Kendaraan Bermotor Angkutan Penumpang Menurut Kecamatan di Kabupaten Temanggung, 2020.....         | 352 |
| <i>Table : 7.2.3.</i> | <i>Number of Public Transport Vehicle in Temanggung Regency, 2020 .....</i>                               |     |
| Tabel : 7.2.4.        | Jumlah Pengujian Kendaraan Bermotor Angkutan Barang Menurut Kecamatan di Kabupaten Temanggung, 2020.....  | 353 |
| <i>Table : 7.2.4.</i> | <i>Number of Motor VehicleTest of Goods Transport in Temanggung Regency, 2020 .....</i>                   |     |
| Tabel : 7.3.1.        | Banyaknya Pengunjung Obyek Wisata Per Bulan di Kabupaten Temanggung, 2020 .....                           | 354 |
| <i>Table : 7.2.1.</i> | <i>Number of Local and Foreign Tourist Visiting in Temanggung Regency, 2020 ....</i>                      |     |
| Tabel : 7.3.2.        | Pendapatan Obyek Wisata dari Karcis Masuk, Fasilitas dan Tempat Parkir di Kabupaten Temanggung, 2020..... | 355 |
| <i>Table : 7.3.2.</i> | <i>Tourism Revenue in Temanggung Regency, 2020 .....</i>                                                  |     |
| Tabel : 7.3.3.        | Banyaknya Pengunjung Pikatan Water Park Temanggung Per Bulan di Kabupaten Temanggung, 2016 - 2020.....    | 356 |
| <i>Table : 7.3.3.</i> | <i>Temanggung Regency Pikatan Water Park Visitor on 2016-2020 .....</i>                                   |     |
| Tabel : 7.4.1.        | Aktivitas Sejumlah Hotel di Kabupaten Temanggung, 2020 .....                                              | 357 |
| <i>Table : 7.4.1</i>  | <i>Hotel Activities in Temanggung Regency, 2020 .....</i>                                                 |     |
| Tabel : 7.4.2.        | Persentase Hunian Kamar, Rata-rata Lama Tamu Menginap di Kabupaten Temanggung, 2020 .....                 | 358 |
| <i>Table : 7.4.2.</i> | <i>Occupancy Percentage and Average Long Stay Guest in Temanggung Regency, 2020 .....</i>                 |     |

|                                           |                                                                                                                                           |     |
|-------------------------------------------|-------------------------------------------------------------------------------------------------------------------------------------------|-----|
| Tabel : 7.5.1.                            | Banyaknya Pelanggan Telepon Menurut Kecamatan di Kabupaten Temanggung, 2020 .....                                                         | 360 |
| <i>Table : 7.5.1.</i>                     | <i>Number of Telephone Customer in Temanggung Regency, 2020 .....</i>                                                                     |     |
| Tabel : 7.6.1.                            | Banyaknya Kantor Pos Menurut Kecamatan di Kabupaten Temanggung, 2020 ...                                                                  | 361 |
| <i>Table : 7.6.1.</i>                     | <i>Number of Telephone Customer in Temanggung Regency, 2020 .....</i>                                                                     |     |
| Tabel : 7.6.2.                            | Data Operasional Kantor Pos Kabupaten Temanggung, 2020 .....                                                                              | 362 |
| <i>Table : 7.6.2.</i>                     | <i>Operational Data of Post Office Temanggung Regency, 2020 .....</i>                                                                     |     |
| Tabel : 7.6.3.                            | Banyaknya Lalu Lintas Wesel Menurut Kecamatan di Kabupaten Temanggung, 2020 .....                                                         | 363 |
| <i>Table : 7.6.3.</i>                     | <i>Number of Traffic Order by District in Temanggung Regency, 2020 .....</i>                                                              |     |
| Tabel : 7.6.4.                            | Banyaknya Lalu Lintas Pos Udara yang Dikirim dan Diterima dari Dalam dan Luar Negeri Menurut Kecamatan di Kabupaten Temanggung, 2020..... | 364 |
| <i>Table : 7.6.4.</i>                     | <i>Number of Air Mail Traffic in Temanggung Regency, 2020 .....</i>                                                                       |     |
| Tabel : 7.6.5.                            | Banyaknya Lalu Lintas Paket Pos yang Dikirim dan Diterima dari Dalam dan Luar Negeri Menurut Kecamatan di Kabupaten Temanggung, 2020..... | 365 |
| <i>Table : 7.6.5.</i>                     | <i>Number of Post Packet Traffic in Temanggung Regency, 2020 .....</i>                                                                    |     |
| <b>BAB VIII. KEUANGAN DAN HARGA-HARGA</b> |                                                                                                                                           |     |
| <i>CHAPTER VIII. FINANCE AND PRICES</i>   |                                                                                                                                           |     |
| Tabel : 8.1.1.                            | Realisasi Pendapatan Kabupaten Temanggung Tahun Anggaran 2020 .....                                                                       | 371 |
| <i>Table : 8.1.1.</i>                     | <i>Temanggung Regency Revenue in 2020.....</i>                                                                                            |     |
| Tabel : 8.1.2.                            | Realisasi Pembiayaan Kabupaten Temanggung Tahun Anggaran 2020.....                                                                        | 373 |
| <i>Table : 8.1.1.</i>                     | <i>Temanggung Regency Expenditures in 2020.....</i>                                                                                       |     |
| Tabel : 8.2.1.                            | Penerimaan Pajak Kendaraan Bermotor Unit Pengelolaan Pendapatan Daerah Menurut Bulan di Kabupaten Temanggung, 2020 .....                  | 376 |
| <i>Table : 8.2.1.</i>                     | <i>Vehicles Tax Generated Revenue in Temanggung Regency, 2020.....</i>                                                                    |     |
| Tabel : 8.2.2.                            | Penerimaan Bea Balik Nama Kendaraan Ber Motor I (BBNKB I) Unit Pelayanan Pendapatan Daerah Menurut Bulan Kabupaten Temanggung, 2020 ..... | 379 |
| <i>Table : 8.2.2</i>                      | <i>Transfer of Registered Title of Vehicle Document Generated Revenue I in Temanggung Regency, 2020 .....</i>                             |     |

|                |                                                                                                                                                   |     |
|----------------|---------------------------------------------------------------------------------------------------------------------------------------------------|-----|
| Tabel : 8.2.3. | Penerimaan Bea Balik Nama Kendaraan Ber Motor II (BBNKB II) Unit Pelayanan Pendapatan Daerah Menurut Bulan Kabupaten Temanggung, 2020 .....       | 382 |
| Table : 8.2.3. | <i>Transfer of Registered Title of Vehicle Document Generated Revenue II in Temanggung Regency 2020 .....</i>                                     |     |
| Tabel : 8.2.4. | Obyek Pajak Kendaraan Bermotor Unit Pelayanan Pendapatan Daerah Menurut Bulan Kabupaten, 2020 .....                                               | 385 |
| Table : 8.2.4. | <i>Number of Vehicle Tax Payer in Temanggung Regency, 2020.....</i>                                                                               |     |
| Tabel : 8.2.4. | Obyek Bea Balik Nama Kendaraan Bermotor (BNNKB I dan II) Unit Pengelolaan Pendapatan Daerah Menurut Bulan Kabupaten Temanggung, 2020 .....        | 388 |
| Table : 8.2.4. | <i>Type of Vehicle Document Title Transfer in Temanggung Regency 2020 .....</i>                                                                   |     |
| Tabe : 8.3.1.  | Hasil Penerimaan Pajak Wilayah Kerja Kantor Pelayanan Pajak Pratama Temanggung, 2016-2020 .....                                                   | 392 |
| Table : 8.3.1. | <i>Tax Generate Revenue in Pratama Taxes Services In Temanggung Regency, 2016-2020.....</i>                                                       |     |
| Tabel : 8.3.2. | Jumlah Wajib Pajak Terdaftar di Kabupaten Temanggung, 2016- 2020 .....                                                                            | 393 |
| Table : 8.3.2. | <i>Number of Registered Tax Payer in Temanggung Regency, 2016-2020 .....</i>                                                                      |     |
| Tabel : 8.4.1. | Jumlah Koperasi, Anggota, Permodalan, Tenaga Kerja di Kabupaten Temanggung, 2020 .....                                                            | 394 |
| Table : 8.4.1. | <i>Cooperartive Union Condition by Member, Capital, Workers in Temanggung Regency, 2020.....</i>                                                  |     |
| Tabel : 8.4.2. | Jumlah Koperasi, Anggota, Permodalan, Tenaga Kerja, SHU, Aset dan Volume Usaha Dirinci Menurut Kecamatan di Kabupaten Temanggung, 2020 .....      | 397 |
| Table : 8.4.2. | <i>Number of Cooperatives, Members, Capital, Labor, residual income, Assets and Business Volume by District in Temanggung Regency, 2020 .....</i> |     |
| Tabel : 8.5.1. | Rata-Rata Harga Eceran Beberapa Bahan Pokok di Pasar Kabupaten Temanggung, 2020 .....                                                             | 400 |
| Table : 8.5.1. | <i>Average Price of Daily Needs in The Market in Temanggung Regency, 2020.....</i>                                                                |     |
| Tabel : 8.6.1. | Rata-rata Eceran Sayur-sayuran dan Bumbu-bumbuan Kabupaten Temanggung, 2020 .....                                                                 | 402 |
| Table : 8.6.1. | <i>Averange Price of Vegetables and Seasoning in Temanggung Regency, 2020.....</i>                                                                |     |
| Tabel : 8.6.2. | Indeks Harga Konsumen (IHK) Menurut Bulan dan Kelompok Pengeluaran Kota Temanggung, 2020 .....                                                    | 405 |

|                                                                                                                                        |     |
|----------------------------------------------------------------------------------------------------------------------------------------|-----|
| <i>Table : 8.6.2. Consument Indeks of Prices by Group of Consumption Expenditure in Temanggung Regency, 2020 .....</i>                 |     |
| <i>Tabel : 8.6.3. Laju Inflasi Menurut Bulan dan Kelompok Pengeluaran Kota Temanggung, 2020</i>                                        | 409 |
| <i>Table : 8.6.3. Inflated rate by Group of Consumption expenditure in Temanggung Regency, 2020 .....</i>                              |     |
| <i>Tabel : 8.7.1. Realisasi Investasi PMDB Menurut Sektor, 2018-2020 .....</i>                                                         | 413 |
| <i>Tabel : 8.7.1. PMDB Investment Realization by Sector, 2018 - 2020 .....</i>                                                         |     |
| <i>Tabel : 8.7.2. Jumlah Ijin Yang Dikeluarkan Oleh Dinas Penanaman Modal dan Pelayanan Terpadu Satu Pintu Selama Tahun 2020 .....</i> | 414 |
| <i>Tabel : 8.7.2. Number of Permits Issued by the Investment Service and One Door Integrated Service During Year 2020.....</i>         |     |



**DAFTAR GRAFIK/LIST OF FIGURES**

|                                                                                                                                   |    |
|-----------------------------------------------------------------------------------------------------------------------------------|----|
| Peta Wilayah Kabupaten Temanggung .....                                                                                           | 1  |
| <i>Map of Temanggung Regency</i> .....                                                                                            |    |
| Grafik : 1.1.    Persentase Luas Wilayah Kecamatan Terhadap Luas Wilayah Kabupaten Temanggung, 2020 .....                         | 13 |
| <i>Figure : 1.1.    Percentage of District Area, 2020</i> .....                                                                   |    |
| Grafik : 1.2.    Persentase Luas Penggunaan Lahan Menurut Jenisnya di Kabupaten Temanggung, 2020 .....                            | 17 |
| <i>Figure : 1.2.    Percentage of Land Use in Temanggung regency, 2020</i> .....                                                  |    |
| Grafik : 1.3.    Lahan Sawah Pengairan Menurut Jenisnya di Kabupaten Temanggung, 2020 .....                                       | 18 |
| <i>Figure : 1.3.    Rice Field Land Use Irrigation System in Temanggung Regency, 2020</i> .....                                   |    |
| Piramida Penduduk Kabupaten Temanggung, 2020 .....                                                                                | 38 |
| <i>Population Pyramid of Temanggung regency, 2020</i> .....                                                                       |    |
| Grafik : 3.1.    Perkembangan Jumlah Penduduk Menurut Jenis Kelamin di Kabupaten Temanggung Tahun 2019 - 2020 .....               | 48 |
| <i>Figure : 3.1.    Temanggung Regency Population Growth by Gender, 2019- 2020</i> .....                                          |    |
| Grafik : 3.2.    Perkembangan Jumlah WNA Dewasa di Kabupaten Temanggung Tahun 2016–2020 .....                                     | 52 |
| <i>Figure : 3.2.    The Gross of Adult Foreigner in Temanggung Regency, 2016-2020</i> .....                                       |    |
| Grafik : 3.3.    Angka Kelahiran Kasar (GBR) dan Angka Kematian Kasar (GDR) Menurut Kecamatan di Kabupaten Temanggung, 2020 ..... | 55 |
| <i>Figure : 3.3.    Comparison of Gross Birth Rate and Gross Death Rate in Temanggung Regency, 2020</i> .....                     |    |
| Peta Kepadatan Penduduk Menurut Kecamatan di Kabupaten Temanggung, 2020 .....                                                     | 57 |
| <i>Population Density Map by District of Temanggung Regency, 2020</i> .....                                                       |    |
| Peta Distribusi Penduduk Menurut Kecamatan di Kabupaten Temanggung, 2020 .....                                                    | 58 |
| <i>Population Distribution Map by District of Temanggung Regency, 2020 (Percentage)</i> .....                                     |    |
| Grafik : 3.4.    Penduduk Usia 5 Tahun Keatas Menurut Pendidikan di Kabupaten Temanggung, 2020 .....                              | 61 |

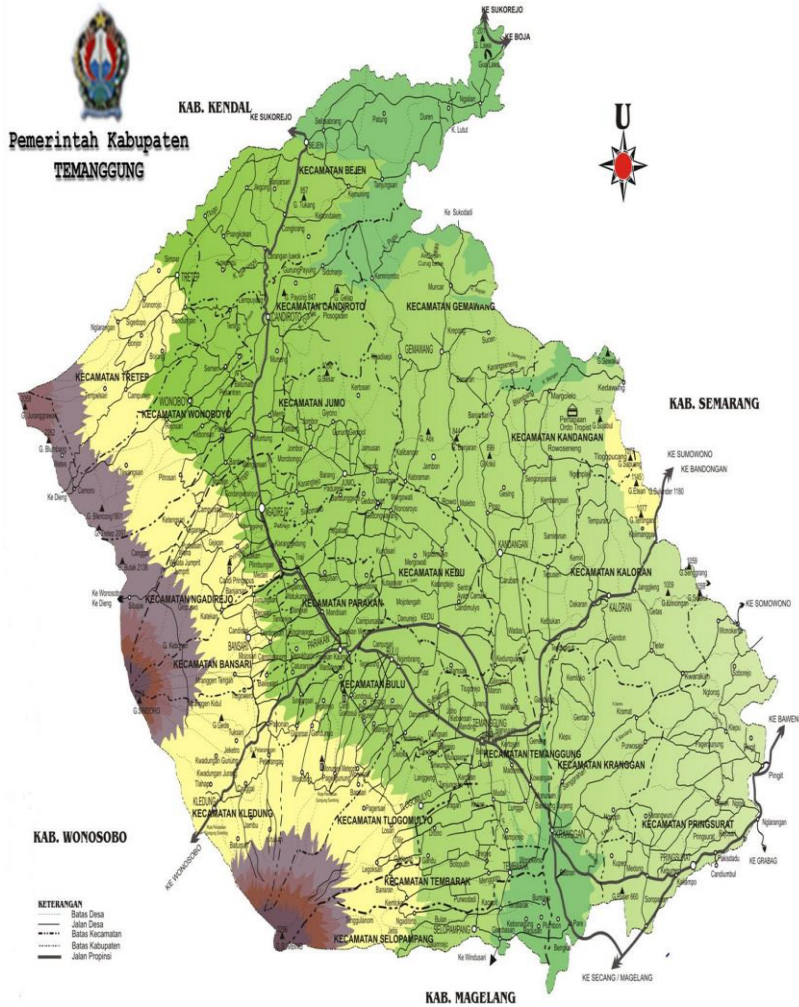
|                      |                                                                                                                                                       |     |
|----------------------|-------------------------------------------------------------------------------------------------------------------------------------------------------|-----|
| <i>Figure : 3.4.</i> | <i>Number of Population Aged 5 Years and Over by Education in Temanggung Regency, 2020.....</i>                                                       |     |
| Grafik : 3.5.        | Penduduk Usia 10 Tahun Keatas Menurut Mata Pencapaian Utama di Kabupaten Temanggung, 2020.....                                                        | 64  |
| <i>Figure : 3.5.</i> | <i>Occupation of People Aged 10 Years by Sector in Temanggung Regency, 2020 ...</i>                                                                   |     |
| Grafik : 3.6.        | Animo Transmigrasi Menurut Daerah Asal, Jenis Transmigrasi dan Kecamatan di Kabupaten Temanggung, 2016-2020 .....                                     | 75  |
| <i>Figure : 3.6.</i> | <i>Interest for Transmigration by District in Temanggung Regency, 2016-2020 .....</i>                                                                 |     |
| Grafik : 3.7.        | Banyaknya Pelayanan Akte Kelahiran dan Akte Perkawinan Pada Dinas Kependudukan dan Pencatatan Sipil Kabupaten Temanggung, 2020. ....                  | 77  |
| <i>Figure : 3.7.</i> | <i>Number of Birth Rate and Marriage Certificate Issued in Department of Population and Civil Registration in Temanggung Regency, 2020.....</i>       |     |
| Grafik : 3.8.        | Banyaknya Penduduk, Penduduk Wajib ber-KTP Elektronik dan Penduduk Belum ber-KTP Elektronik Menurut Kecamatan di Kabupaten Temanggung, 2020 .....     | 79  |
| <i>Figure : 3.8.</i> | <i>People Must Have Electronic Identity Card and People Not Registered With Electronic Identity Card by District in Temanggung Regency, 2020.....</i> |     |
| Grafik : 5.1.        | Luas Panen Padi dan Palawija di Kabupaten Temanggung, 2016- 2020 (Ha) .....                                                                           | 259 |
| <i>Figure : 5.1.</i> | <i>The Area of Paddy and Palawija Field in Temanggung Regency, 2016-2020 (Ha)</i>                                                                     |     |
| Grafik : 5.2.        | Produksi Padi dan Palawija di Kabupaten Temanggung, 2016–2020 (Ton) .....                                                                             | 260 |
| <i>Figure : 5.2.</i> | <i>The Harvesting Area of Paddy and Palawija in Temanggung Regency, 2016-2020 .....</i>                                                               |     |
| Grafik : 5.3.        | Luas Panen Tembakau di Kabupaten Temanggung, 2016–2020 (Ha).....                                                                                      | 275 |
| <i>Figure : 5.3.</i> | <i>Harvesting Area of Tobacco at Temanggung Regency, 2016-2020 (Ha) .....</i>                                                                         |     |
| Grafik : 5.4.        | Produksi Tembakau di Kabupaten Temanggung, 2016–2020 (Ton) .....                                                                                      | 276 |
| <i>Figure : 5.4.</i> | <i>Tobacco of Production in Temanggung Regency, 2016 -2020 .....</i>                                                                                  |     |
| Grafik : 5.5.        | Produksi Ikan di Kabupaten Temanggung, 2016–2020 (Kw).....                                                                                            | 306 |
| <i>Figure : 5.5.</i> | <i>Fish Production in Temanggung Regency, 2016-2020 .....</i>                                                                                         |     |
| Grafik : 5.6.        | Nilai Produksi Ikan di Kabupaten Temanggung, 2016–2020 .....                                                                                          | 307 |
| <i>Figure : 5.6.</i> | <i>Fish Production Value in Temanggung Regency, 2016-2020 .....</i>                                                                                   |     |

|                      |                                                                                                                    |     |
|----------------------|--------------------------------------------------------------------------------------------------------------------|-----|
| Grafik : 5.7.        | Nilai Produksi Ikan Karper, Lele, Nila dan Lain-lain di Kabupaten Temanggung 2016- 2020 .....                      | 308 |
| <i>Figure : 5.7.</i> | <i>Production Value of Carp Fish, Catfish, Nila and Others in Temanggung Regency, 2016- 2020 .....</i>             |     |
| Grafik : 6.1.        | Perkembangan Unit Usaha Industri dan Tenaga Kerja Industri di Kabupaten Temanggung, 2016 - 2020 .....              | 314 |
| <i>Figure : 6.1.</i> | <i>Growth of Manufacture and Labour in Temanggung Regency, 2016-2020.....</i>                                      |     |
| Grafik : 6.2.        | Perkembangan Nilai Investasi dan Nilai Produksi Sektor Industri di Kabupaten Temanggung, 2016-2020 .....           | 316 |
| <i>Figure : 6.2.</i> | <i>Investment Growth and Production Values of Manufacture in Temanggung Regency, 2016- 2020 .....</i>              |     |
| Grafik : 6.3.        | Realisasi Volume dan Nilai Ekspor Kayu Olahan Kabupaten Temanggung, 2011-2020 .....                                | 318 |
| <i>Figure : 6.3.</i> | <i>Volume and Values of Expert Processing Wood, 2011- 2020.....</i>                                                |     |
| Grafik : 6.4.        | Banyaknya Pelanggan Listrik PLN di Kabupaten Temanggung, 2015-2020.....                                            | 330 |
| <i>Figure : 6.4.</i> | <i>Number of Electricity Customers in Temanggung Regency, 2015-2020 .....</i>                                      |     |
| Grafik : 6.5.        | Besarnya Daya VA Listrik Pelanggan di Kabupaten Temanggung, 2016 - 2020 .....                                      | 334 |
| <i>Figure : 6.5.</i> | <i>Customer of Power Development in Temanggung Regency, 2016-2020.....</i>                                         |     |
| Grafik : 6.6.        | Banyaknya Pelanggan PDAM di Kabupaten Temanggung, 2016 - 2020 .....                                                | 336 |
| <i>Figure : 6.6.</i> | <i>Number of Water Supply Cutomers in Temanggung Regency, 2016-2020.....</i>                                       |     |
| Grafik : 6.7.        | Banyaknya Air Minum yang Disalurkan PDAM Kabupaten Temanggung, 2016 - 2020 .....                                   | 338 |
| <i>Figure : 6.7.</i> | <i>Volume of Distribution Water by Local Government Water Supply Company, 2016- 2020.....</i>                      |     |
| Grafik : 6.8.        | Nilai Air Minum yang Disalurkan PDAM Kabupaten Temanggung, 2016-2020 ....                                          | 339 |
| <i>Figure : 6.8.</i> | <i>Value of Distributed Water by Local Government Water Supply Company, 2016-2020 .....</i>                        |     |
| Grafik : 6.9.        | Banyaknya Penjualan Bahan Bakar dan Minyak Pelumas Dirinci per Bulan pada SPBU di Kabupaten Temanggung, 2020 ..... | 348 |
| <i>Figure : 6.9.</i> | <i>Value of Distribution Water by Local Government Water Supply Company, 2020 .....</i>                            |     |
| Grafik : 7.1.        | Jumlah Tamu Datang di Sejumlah Hotel di Kabupaten Temanggung 2020 .....                                            | 359 |
| <i>Figure : 7.1.</i> | <i>Number of Hotel Guest in Temanggung Regency, 2020 .....</i>                                                     |     |

|                      |                                                                                             |     |
|----------------------|---------------------------------------------------------------------------------------------|-----|
| Grafik : 7.2.        | Persentase Penghunian Kamar dan Tempat Tidur di Kabupaten Temanggung, 2020 .....            | 364 |
| <i>Figure : 7.2.</i> | <i>Percentage Occupancy of Room and Bed Hotels in Temanggung Regency, 2020...</i>           |     |
| Grafik : 8.1.        | Realisasi Pendapatan Kabupaten Temanggung, 2020 .....                                       | 374 |
| <i>Figure : 8.1.</i> | <i>Temanggung Regency Revenue, 2020.....</i>                                                |     |
| Grafik : 8.2.        | Realisasi Belanja Kabupaten Temanggung Tahun Anggaran 2020.....                             | 375 |
| <i>Figure : 8.2.</i> | <i>Realization of Temanggung Regency in 2020 .....</i>                                      |     |
|                      | Indeks Harga Konsumen Umum Menurut Bulan, 2020 (Tahun 2009=100) .....                       | 407 |
|                      | <i>Consumen Price Index by Month in Temanggung Regency, 2020.....</i>                       |     |
|                      | Indeks Harga Konsumen (IHK) Umum di Kabupaten Temanggung, 2016 – 2020 (Tahun 2009=100)..... | 408 |
|                      | <i>Consumen Price Index of Price in Temanggung Regency, 2016 - 2020 .....</i>               |     |
| Grafik : 8.5.        | Indeks Harga Konsumen (IHK) Umum di Kota Temanggung, 2018 - 2020 (Tahun 2009=100) .....     | 411 |
| <i>Figure : 8.5</i>  | <i>General Customer Index (CPI).....</i>                                                    |     |
| Grafik : 8.6.        | Inflasi Menurut Tahun (2011-2020) (Tahun 2009=100) .....                                    | 412 |
| <i>Figure : 8.6.</i> | <i>Inflation by Month, 2011 - 2020.....</i>                                                 |     |

BAB I  
CHAPTER I

PETA WILAYAH KABUPATEN TEMANGGUNG  
Map of The Temanggung Area



## **LETAK GEOGRAFI** ***Geographical***

Kabupaten Temanggung terletak antara :

*Temanggung Regency is located between :*

110° 23' - 110° 46' 30" Bujur Timur/ *east longitude*

7°14' - 7° 32' 35" Lintang Selatan / *south latitude*

Jarak yang jauh dari barat ke Timur adalah : 43.437 km

*The Longest distance from west to east is: 43,437 km*

Jarak yang jauh dari utara ke Selatan adalah : 34.375 km

*The distance from north to south is: 34,375 km*

Jarak dari kota temanggung ke ibukota kecamatan :

*The Distance of district from capital district Temanggung:*

- |                |         |               |          |
|----------------|---------|---------------|----------|
| 1. Parakan     | : 12 km | 11. Kaloran   | : 15 km. |
| 2. Kledung     | : 22 km | 12. Kandangan | : 8 km.  |
| 3. Bansari     | : 18 km | 13. Kedu      | : 6 km.  |
| 4. B u l u     | : 6 km  | 14. Ngadirejo | : 19 km  |
| 5. Temanggung  | : 0 km  | 15. Jumo      | : 24 km. |
| 6. Tlogomulyo  | : 5 km  | 16. Gemawang  | : 20 km. |
| 7. Tembarak    | : 8 km  | 17. Candiroto | : 28 km. |
| 8. Selopampang | : 14 km | 18. B e j e n | : 34 km. |
| 9. Kranggan    | : 4 km  | 19. Tretep    | : 40 km. |
| 10. Pringsurat | : 16 km | 20. Wonobojo  | : 33 km. |

Batas – batas wilayah / *Territorial Boundaries*

Sebelah Utara berbatasan dengan Kab. Kendal dan Kab. Semarang

*North is bordered by Kendal Regency and Semarang Regency*

Sebelah Selatan berbatasan dengan Kabupaten Magelang

*South is bordered by Magelang Regency*

Sebelah Barat berbatasan dengan Kabupaten Wonosobo

*West is bordering the Wonosobo Regency*

Sebelah Timur berbatasan dengan Kab. Semarang dan Kab. Magelang

*East side borders with Semarang Regency and Magelang Regency*

## **KEADAAN ALAM** *NATURAL CONDITIONS*

Bentuk Kabupaten Temanggung secara makro merupakan cekungan atau depresi, artinya rendah di bagian tengah, sedangkan sekelilingnya berbentuk pegunungan, bukit atau gunung. Oleh karena itu geologi Kabupaten Temanggung tersusun dari batuan beku, yaitu sedimen dari piroklastik gunung api Sindoro – Sumbing dan sekitarnya. Piroklastik ini ukurannya bervariasi antara blek, gragal, krikil, pasir, debu dan lempung sebagai akibat dari muntahan materi piroklastik gunung api yang mengendap kemudian membentuk daerah alluvial atau sedimen sehingga terjadi berlapis dimana butiran besar terletak di bawah. Lapisan atas mudah sekali dipengaruhi oleh tenaga eksogen dan mampu menyerap atau menahan air. Morforologi Kabupaten Temanggung pada dasarnya dibedakan dataran rendah dan dataran tinggi. Dataran rendah dibentuk oleh sedimen atau alluvial, sedangkan dataran tinggi dibentuk oleh pegunungan perbukitan yang keadannya bergelombang.

*The form of Temanggung Regency in macro is basin or depression, meaning low in the middle, while the surrounding is in the form of mountains, hills or mountains. Therefore the geology of Temanggung Regency is composed of igneous rocks, namely sediments from the pyroclastic Sindoro - Sumbing volcano and its surroundings. This pyroclastic size varies between blek, gragal, krikil, sand, dust and clay as a result of vomiting of volcanic pyroclastic matter that precipitates and forms alluvial or sedimentary areas so that it occurs in layers where large granules are located below. The top layer is easily influenced by exogenous energy and able to absorb or hold water, Morforologi Temanggung Regency is basically differentiated lowland*

*and plateau. The lowlands are formed by sediment or alluvial, while the plateau is formed by hilly mountains whose ridges are wavy.*

Wilayah Kabupaten Temanggung sebagian besar merupakan dataran dengan ketinggian antara 500-1450 m di atas permukaan air laut .Dengan keadaan tanah sekitar 50 persen dataran rendah. Adapun jenis tanahnya sebagai berikut :

*The area of the Temanggung Regency is mostly a plateau with an altitude between 500-1450 m above sea level. With a land condition of about 50 percent of the lowlands. The types of soil are as follows:*

- a. Latosol Coklat seluas 26.563,47 Ha (32,13% ) Ha membentang di tengah-tengah wilayah Kabupaten Temanggung dari arah barat laut ke tenggara  
*Brown Letosol covering 26,563.47 Ha (32.13%) Ha stretching in the middle of Temanggung Regency area from northwest to southeast*
- b. Latosol Merah Kemerahan seluas 7.879,93 Ha (9,53%) membentang sebagian besar di bagian timur-tenggara  
*Reddish Red Letosol of 7,879.93 Ha (9.53%) stretches mostly in the east-southeast.*
- c. Latosol Merah Kekuningan seluas 29.209,08 Ha (35.33%) membentang di bagian timur dan barat  
*Latosol Red The yellow width of 29.209,08 Ha (35.33%) stretches across the east and west.*
- d. Regosol seluas 16.873,97 Ha (20,14%) membentang sebagian di sekitar kali Progo dan lereng-lereng terjal.



*Regosol covering an area of 16,873.97 Ha (20.14%) stretching in part around Progo and steep slopes.*

- e. Andosol seluas 2.149,55 Ha (2,60%) membentang di alluvial antar bukit.

*Andosol covering an area of 2,149.55 Ha (2.60%) stretches alluvially between hills.*

Kemiringan tanah di Kabupaten Temanggung bervariasi, antara datar, hampir datar, landai, agak terjal, hampir terjal, agak terjal, hampir terjal, terjal dan sangat terjal, sebagaimana terlihat pada kelas lereng di bawah ini :

Lereng 0 - 2 % seluas 968 Ha (1,17 %)

Lereng 2 – 15 % seluas 32.492 Ha (39,31 %)

Lereng 15 – 40 % seluas 31.232 Ha (37,88 %)

Lereng > 40 % seluas 17.983 Ha (21,64%)

*The slope of the soil in Temanggung Regency varies, between flat, almost flat, rustic, slightly steep, almost steep, slightly steep, almost steep, steep and very steep, as seen on the grade of the slope below:*

*Slope of 0 – 2 % covering an area of 968 Ha (1,17%)*

*Slope 2-15 % covering 32,492 Ha (39,31%)*

*Slopes of 15-40% covering an area of 31,232 Ha (37, 88%)*

*Slope > 40% covering 17,983 Ha (21,64%)*

Kabupaten Temanggung memiliki dua musim, yaitu: musim kemarau antara bulan April sampai September dan musim penghujan antara bulan Oktober sampai dengan Maret dengan curah hujan tahunan pada umumnya tinggi.

*Temanggung Regency has two seasons : dry season between the months of April to September and the rainy season between October to March with annual rainfall is generally high*

Daerah Kabupaten Temanggung pada umumnya berhawa dingin dimana udara pegunungan berkisar antara 20° C – 30°C. daerah berhawa sejuk terutama di daerah Kecamatan Tretep, Kecamatan Bulu (lereng gunung Sumbing), Kecamatan Tembarak, Kecamatan Ngadirejo serta Kecamatan Candiroto.

*The Temanggung Regency area is generally cold where air from mountains ranges between 20° C – 30° C. cool air area, especially in the Tretep District, Bulu District (the slope of the mountain), District Tembarak, District Ngadirejo and Candiroto District.*

Gunung - gunung yang tertinggi adalah gunung Sumbing ( 3260 m) dan gunung Sindoro ( 3151m). adapun sungai - sungai yang tergolong besar antara lain: Waringin, Lutut, Elo, Progo, Kuas, Galeh, dan Tingal.

*The highest mountains are Mount Sumbing (3260m) and Mount Sindoro (3151m). As for the rivers that are classified as large, among others: Waringin, Lutut, Elo, Progo, Kuas, Galeh, and Tingal*

Tempat- tempat rekreasi yang terdapat di Kabupaten Temanggung antara lain:

1. Taman Kartini Kowangan dengan pemandian, rumah makan, hotel, dan monumen Bambang Sugeng.
2. Water Park Pikatan
3. Peninggalan Candi Gondosuli Kecamatan Bulu

4. Pemandian dan hutan wisata ( camping ) Jumprit di Kecamatan Ngadirejo dimana sumber air kali Progo bermula
5. Pas Kledung yang berhawa dingin terletak antara gunung Sumbing dan Sindoro
6. Posong di Kecamatan Kledung.

*Recreation places in Temanggung Regency include:*

1. *Kartini Kowongan Park with Bambang Sugeng's Monument, Swimming Pool, Restaurants, and Hotels.*
2. *Water Park Pikatan*
3. *Relics of Gondosuli Temple in Bulu District*
4. *The bathing and jungle tour (camping) jumprit in Ngadirejo District where Progo water source started*
5. *Pas Kledung is a cold air between Sumbing and Sindoro*
6. *Posong in Kledung District*

**Tabel / Table 1.1.1.**  
**Jarak dari Kota Temanggung ke Berbagai Kota**  
**di Jawa Tengah Melalui Jalur Terdekat, 2020**  
*Temanggung City To Other City at Central Java Distance by Nearest Path*

| Kota<br>City    | Jarak Terdekat<br>(Km.)<br><i>Nearest Distance<br/>(Km.)</i> | Kota<br>City    | Jarak Terdekat<br>(Km.)<br><i>Nearest Distance<br/>(Km.)</i> |
|-----------------|--------------------------------------------------------------|-----------------|--------------------------------------------------------------|
| (1)             | (2)                                                          | (1)             | (2)                                                          |
| 1. Cilacap      | 174                                                          | 17. Demak       | 103                                                          |
| 2. Purwokerto   | 134                                                          | 18. Kudus       | 128                                                          |
| 3. Purbalingga  | 114                                                          | 19. Pati        | 152                                                          |
| 4. Banjarnegara | 69                                                           | 20. Jepara      | 147                                                          |
| 5. Kebumen      | 85                                                           | 21. Rembang     | 188                                                          |
| 6. Wonosobo     | 39                                                           | 22. Blora       | 242                                                          |
| 7. Purworejo    | 66                                                           | 23. Purwodadi   | 124                                                          |
| 8. Magelang     | 23                                                           | 24. Salatiga    | 52                                                           |
| 9. Kendal       | 79                                                           | 25. Klaten      | 96                                                           |
| 10. Batang      | 170                                                          | 26. Surakarta   | 132                                                          |
| 11. Pekalongan  | 177                                                          | 27. Karanganyar | 145                                                          |
| 12. Pemalang    | 206                                                          | 28. Sragen      | 159                                                          |
| 13. Tegal       | 242                                                          | 29. Sukoharjo   | 143                                                          |
| 14. Brebes      | 253                                                          | 30. Wonogiri    | 163                                                          |
| 15. Mungkid     | 36                                                           | 31. Boyolali    | 152                                                          |
| 16. Semarang    | 77                                                           | 32. Ungaran     | 50                                                           |

Sumber Data :                      Badan Pusat Statistik Kabupaten Temanggung  
Source :                                BPS - Central Bureau of Statistic Temanggung Regency

**Tabel / table 1.2.1**  
**Suhu Udara Rata-Rata, Maksimum dan Minimum (°C)**  
**Kabupaten Temanggung, 2020**

*Average Air Temperature in Temanggung Regency, 2020*

| No. | Bulan<br>Month           | 2018           |      |      | 2019           |      |      | 2020           |      |      |
|-----|--------------------------|----------------|------|------|----------------|------|------|----------------|------|------|
|     |                          | Rata-<br>Rata  | Max  | Min  | Rata-<br>Rata  | Max  | Min  | Rata-<br>Rata  | Max  | Min  |
|     |                          | <i>Average</i> |      |      | <i>Average</i> |      |      | <i>Average</i> |      |      |
| (1) | (2)                      | (3)            | (4)  | (5)  | (6)            | (7)  | (8)  | (9)            | (10) | (11) |
| 1   | Januari /<br>January     | 26,45          | 33,1 | 19,8 | 26,45          | 33,1 | 19,8 | 21,5           | 26   | 17   |
| 2   | Februari /<br>February   | 22,15          | 24,3 | 20   | 22,15          | 24,3 | 20   | 24             | 23   | 25   |
| 3   | Maret /<br>March         | 0              | 0    | 0    | 0              | 0    | 0    | 23,5           | 23   | 24   |
| 4   | April / April            | 22,1           | 24,8 | 19,4 | 22,1           | 24,8 | 19,4 | 19,5           | 18   | 21   |
| 5   | Mei / May                | 26,2           | 31,9 | 20,5 | 26,2           | 31,9 | 20,5 | 15             | 13   | 17   |
| 6   | Juni / June              | 25,5           | 31,9 | 19,1 | 25,1           | 31,1 | 19,1 | 8,5            | 8    | 9    |
| 7   | Juli / July              | 25,1           | 32,3 | 17,9 | 25,1           | 32,3 | 17,9 | 4,5            | 4    | 5    |
| 8   | Agustus /<br>August      | 24             | 31,5 | 16,5 | 24             | 31,5 | 16,5 | 4,5            | 4    | 5    |
| 9   | September /<br>September | 25,45          | 32   | 18,9 | 25,45          | 32   | 18,9 | 7,5            | 7    | 8    |
| 10  | Oktober /<br>October     | 26,35          | 33,3 | 19,4 | 26,35          | 33,3 | 19,4 | 14,5           | 13   | 16   |
| 11  | November /<br>November   | 0              | 0    | 0    | 0              | 0    | 0    | 16,5           | 16   | 17   |
| 12  | Desember /<br>December   | 0              | 0    | 0    | 0              | 0    | 0    | 22,5           | 22   | 23   |

Sumber : BADAN METEOROLOGI, KLIMATOLOGI DAN GEOFISIKA STASIUN KLIMATOLOGI SEMARANG

Source : Meteorology Climatology and Geophysucs Council, Semarang Climatology Station

Keterangan :

- (-) = Data Tidak Tersedia/Alat Rusak
- Lokasi : LAB PHP TEMANGGUNG

**Tabel / table 1.2.2**  
**Curah Hujan dan Hari Hujan**  
**Kabupaten Temanggung, 2018 - 2020**  
*Rainfall and Rainy Days in Temanggung Regency, 2018-2020*

| No. | Bulan<br>Month           | 2018            |                  | 2019            |                  | 2020            |                  |
|-----|--------------------------|-----------------|------------------|-----------------|------------------|-----------------|------------------|
|     |                          | Curah<br>Hujan  | Hari<br>Hujan    | Curah<br>Hujan  | Hari<br>Hujan    | Curah<br>Hujan  | Hari<br>Hujan    |
|     |                          | <i>Rainfall</i> | <i>Rainy day</i> | <i>Rainfall</i> | <i>Rainy day</i> | <i>Rainfall</i> | <i>Rainy day</i> |
| (1) | (2)                      | (2)             | (3)              | (4)             | (5)              | (6)             | (7)              |
| 1   | Januari /<br>January     | 497             | 26               | 599             | 26               | 432             | 21,5             |
| 2   | Februari /<br>February   | 292             | 26               | 518             | 26               | 332             | 24               |
| 3   | Maret / March            | 484             | 22               | 610             | 26               | 347             | 23,5             |
| 4   | April / April            | 163             | 14               | 295             | 23               | 253,5           | 19,5             |
| 5   | Mei / May                | 108             | 11               | 118             | 13               | 336,5           | 15               |
| 6   | Juni / June              | 8               | 1                | 0               | 0                | 108,5           | 8,5              |
| 7   | Juli / July              | 0               | 0                | 0               | 0                | 69              | 4,5              |
| 8   | Agustus /<br>August      | 0               | 0                | 0               | 0                | 76,5            | 4,5              |
| 9   | September /<br>September | 0               | 0                | 0               | 0                | 39,5            | 7,5              |
| 10  | Oktober /<br>October     | 7               | 1                | 33              | 2                | 268             | 14,5             |
| 11  | November /<br>November   | 259             | 12               | 105             | 8                | 182,5           | 16,5             |
| 12  | Desember /<br>December   | 362             | 21               | 368             | 13               | 345,5           | 22,5             |

Sumber : BADAN METEOROLOGI, KLIMATOLOGI DAN GEOFISIKA  
 STASIUN KLIMATOLOGI SEMARANG

Source : *Meteorology Climatology and Geophysics Council, Semarang Climatology Station*

Keterangan :

- (...) = Data Tidak Tersedia/Alat Rusak

- Lokasi : LAB PHP TEMANGGUNG

**Table / Table 1.3.1.**  
**Luas Wilayah Kabupaten Temanggung Menurut**  
**Ketinggian dari Permukaan Laut 2020 (Hektar)**  
*The Area of Temanggung by Elevation Above Sea Level, 2020 (Hectares)*

| Kecamatan<br><i>District</i> | 400-500<br>mdpl<br><i>400-500<br/>masl</i> | 500-750<br>mdpl<br><i>500-750<br/>masl</i> | 750-1000<br>mdpl<br><i>750-1000<br/>masl</i> | 1000-1500<br>mdpl<br><i>1000-1500<br/>masl</i> | 1500-3000<br>mdpl<br><i>1500-3000<br/>masl</i> | Jumlah Luar Area<br><i>Total Area (Ha)</i> |
|------------------------------|--------------------------------------------|--------------------------------------------|----------------------------------------------|------------------------------------------------|------------------------------------------------|--------------------------------------------|
| (1)                          | (2)                                        | (3)                                        | (4)                                          | (5)                                            | (6)                                            | (7)                                        |
| 1. Parakan                   | -                                          | 103                                        | 1 208                                        | 2 357                                          | 1 510                                          | 5 196                                      |
| 2. Bulu                      | -                                          | 818                                        | 1 915                                        | 1 824                                          | 923                                            | 5 480                                      |
| 3. Temanggung                | 2 055                                      | 7 079                                      | 502                                          | 210                                            | 286                                            | 10 132                                     |
| 4. Tembarak                  | 533                                        | 1 548                                      | 852                                          | 890                                            | 477                                            | 4 300                                      |
| 5. Pringsurat                | 66                                         | 4 610                                      | 1 052                                        | -                                              | -                                              | 5 728                                      |
| 6. Kaloran                   | -                                          | 3 522                                      | 2 433                                        | 237                                            | -                                              | 6 192                                      |
| 7. Kandangan                 | 618                                        | 7 768                                      | 1 529                                        | -                                              | -                                              | 9 915                                      |
| 8. Kedu                      | -                                          | 3 633                                      | 330                                          | -                                              | -                                              | 3 963                                      |
| 9. Jumo                      | 977                                        | 4 095                                      | 2 138                                        | -                                              | -                                              | 7 210                                      |
| 10. Ngadirejo                | -                                          | -                                          | 2 612                                        | 1 979                                          | 1 012                                          | 5 603                                      |
| 11. Candiroto                | 4 219                                      | 2 935                                      | 3 504                                        | 470                                            | 613                                            | 11 741                                     |
| 12. Tretep                   | -                                          | 83                                         | 2 004                                        | 3 461                                          | 1 608                                          | 7 156                                      |
| <b>Jumlah / Total</b>        | <b>8 468</b>                               | <b>36 194</b>                              | <b>20 079</b>                                | <b>11 428</b>                                  | <b>6 429</b>                                   | <b>82 616</b>                              |

Catatan: 1) Luas wilayah diukur dengan metode pengukuran luas pada peta  
dan terbagi dalam 12 kecamatan (lama)

*Note: 1) The Area was Measure Based on the Area of The Map which Covered 12 Districts*

**Table / Table 1.3.2.**  
**Luas Penggunaan Lahan Menurut Kecamatan**  
**di Kabupaten Temanggung, 2020 (Hektar)**  
*The Area of Land Used in Temanggung Regency, 2020 (Hectares)*

| Kecamatan<br><i>District</i> | Lahan Sawah<br><i>Paddy Fields</i> | Pertanian<br>Bukan Sawah<br><i>Non-Paddy<br/>Fields Farming</i> | Pertanian<br>Bukan<br><i>Instead of<br/>Farming</i> | Jumlah<br><i>Total</i> | Persentase<br><i>Percentage</i> |
|------------------------------|------------------------------------|-----------------------------------------------------------------|-----------------------------------------------------|------------------------|---------------------------------|
| (1)                          | (2)                                | (3)                                                             | (4)                                                 | (5)                    | (6)                             |
| 1. Parakan                   | 1 225                              | 604                                                             | 394                                                 | 2 223                  | 2,55                            |
| 2. Kledung                   | 247                                | 2 127                                                           | 847                                                 | 3 221                  | 3,70                            |
| 3. Bansari                   | 619                                | 853                                                             | 782                                                 | 2 254                  | 2,59                            |
| 4. B u l u                   | 1 364                              | 2 509                                                           | 431                                                 | 4 304                  | 4,94                            |
| 5. Temanggung                | 1 890                              | 345                                                             | 1 104                                               | 3 339                  | 3,84                            |
| 6. Tlogomulyo                | 374                                | 1 642                                                           | 468                                                 | 2 484                  | 2,85                            |
| 7. Tembarak                  | 752                                | 1 610                                                           | 322                                                 | 2 684                  | 3,08                            |
| 8. Selopampang               | 790                                | 633                                                             | 306                                                 | 1 729                  | 1,99                            |
| 9. Kranggan                  | 1 422                              | 3 192                                                           | 1 147                                               | 5 761                  | 6,62                            |
| 10. Pringsurat               | 639                                | 3 726                                                           | 1 362                                               | 5 727                  | 6,58                            |
| 11. Kaloran                  | 1 436                              | 4 117                                                           | 839                                                 | 6 392                  | 7,34                            |
| 12. Kandangan                | 1 516                              | 4 884                                                           | 1 436                                               | 7 836                  | 9,00                            |
| 13. K e d u                  | 2 190                              | 751                                                             | 555                                                 | 3 496                  | 4,02                            |
| 14. Ngadirejo                | 1 484                              | 2 560                                                           | 1 287                                               | 5 331                  | 6,12                            |
| 15. J u m o                  | 1 278                              | 916                                                             | 738                                                 | 2 932                  | 3,37                            |
| 16. Gemawang                 | 642                                | 3 953                                                           | 2 116                                               | 6 711                  | 7,71                            |
| 17. Candirototo              | 1 195                              | 4 249                                                           | 550                                                 | 5 994                  | 6,88                            |
| 18. Bejen                    | 678                                | 5 639                                                           | 567                                                 | 6 884                  | 7,91                            |
| 19. Tretep                   | 57                                 | 3 091                                                           | 217                                                 | 3 365                  | 3,86                            |
| 20. Wonoboyo                 | 802                                | 3 254                                                           | 342                                                 | 4 398                  | 5,05                            |
| <b>Jumlah / Total</b>        | <b>20 600</b>                      | <b>50 655</b>                                                   | <b>15 810</b>                                       | <b>87 065</b>          | <b>100,00</b>                   |

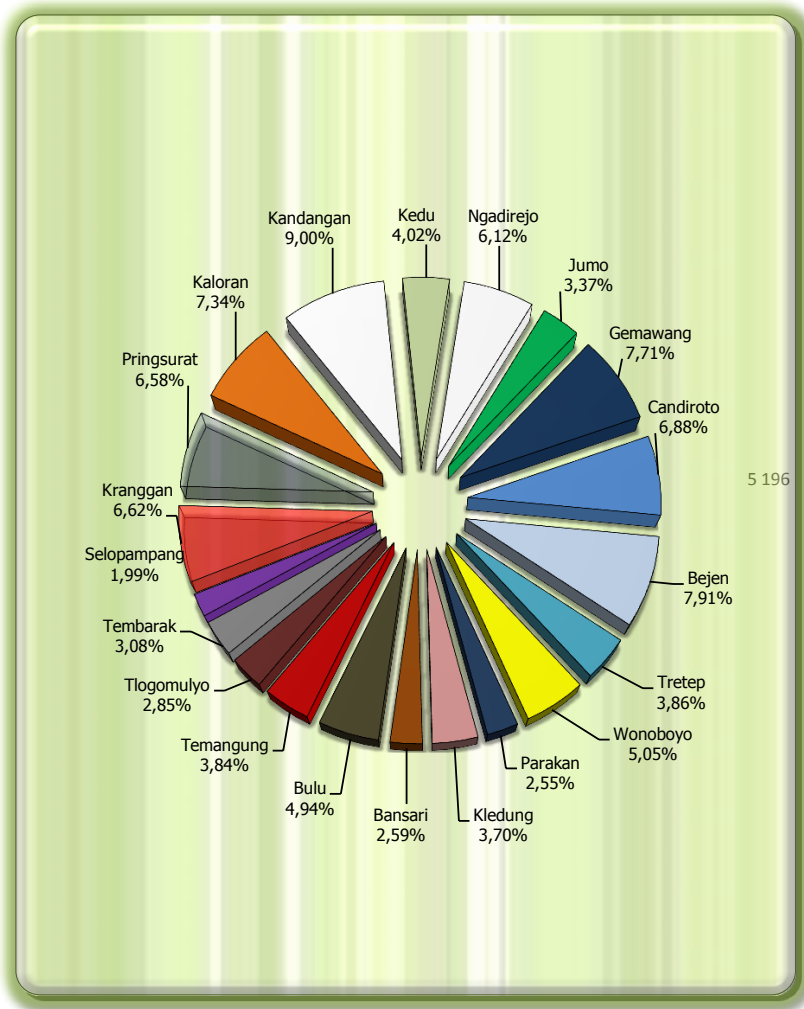
Sumber Data : Badan Pusat Statistik Kabupaten Temanggung

*Source : BPS - Central Bureau of Statistics of Temanggung Regency, Based on  
Agricultural Board of Temanggung Regency Annual Report*

(Diolah dari Laporan SP Lahan Dinas Pertanian Kabupaten Temanggung)



**Grafik/ Figure .1.1**  
**Persentase Luas Wilayah Kecamatan Terhadap**  
**Luas Kabupaten Temanggung, 2020**  
*Percentages of District Area, 2020*



**Table / Table : 1.3.3.**  
**Luas Penggunaan Lahan Sawah Menurut Jenis Pengairan**  
**per Kecamatan di Kabupaten Temanggung, 2020 (Hektar)**

*The Area of Use of Rice Land according by Irrigation Type*

| Kecamatan<br><i>District</i> | Jenis Pengairan<br><i>Irrigation type</i> |                                          | Lahan Sawah<br><i>Rice Field</i> |
|------------------------------|-------------------------------------------|------------------------------------------|----------------------------------|
|                              | Irigasi<br><i>Irrigation</i>              | Tadah Hujan<br><i>Rainfed Irrigation</i> |                                  |
| (1)                          | (2)                                       | (3)                                      | (4)                              |
| 1. Parakan                   | 1 222                                     | 3                                        | 1 225                            |
| 2. Kledung                   | 247                                       | -                                        | 247                              |
| 3. Bansari                   | 538                                       | 81                                       | 619                              |
| 4. B u l u                   | 1 304                                     | 60                                       | 1 364                            |
| 5. Temanggung                | 1 890                                     | -                                        | 1 890                            |
| 6. Tlogomulyo                | 371                                       | 3                                        | 374                              |
| 7. Tembarak                  | 752                                       | -                                        | 752                              |
| 8. Selopampang               | 769                                       | 21                                       | 790                              |
| 9. Kranggan                  | 1 412                                     | 10                                       | 1 422                            |
| 10. Pringsurat               | 459                                       | 180                                      | 639                              |
| 11. Kaloran                  | 1 363                                     | 73                                       | 1 436                            |
| 12. Kandangan                | 1 298                                     | 218                                      | 1 516                            |
| 13. K e d u                  | 2 178                                     | 12                                       | 2 190                            |
| 14. Ngadirejo                | 1 484                                     | -                                        | 1 484                            |
| 15. J u m o                  | 1 250                                     | 28                                       | 1 278                            |
| 16. Gemawang                 | 642                                       | -                                        | 642                              |
| 17. Candiroto                | 1 187                                     | 8                                        | 1 195                            |
| 18. Bejen                    | 563                                       | 115                                      | 678                              |
| 19. Tretep                   | 57                                        | -                                        | 57                               |
| 20. Wonobojo                 | 802                                       | -                                        | 802                              |
| Jumlah                       | 19 788                                    | 812                                      | 20 600                           |

Sumber Data : Badan Pusat Statistik Kabupaten Temanggung

*Source : BPS - Central Bureau of Statistics Temanggung Regency, Based on  
Agricultural Board of Temanggung Regency Annual Report*

(Diolah dari Laporan SP Lahan Dinas Pertanian Kabupaten  
Temanggung)

**Table / Table 1.3.4.**  
**Luas Penggunaan Lahan Pertanian Bukan Sawah Menurut Kecamatan**  
**dan Jenisnya di Kabupaten Temanggung, 2020 (Hektar)**  
*The Area of Use of Non-Rice Field according by District and Type, 2020 (Hectare)*

| Kecamatan<br><i>District</i> | Tegal/Kebun<br><i>Garden</i> | Ladang/Huma<br><i>Field</i> | Perkebunan<br><i>Plantation</i> |
|------------------------------|------------------------------|-----------------------------|---------------------------------|
| (1)                          | (2)                          | (3)                         | (4)                             |
| 1. Parakan                   | 474                          | -                           | 4                               |
| 2. Kledung                   | 2 124                        | -                           | -                               |
| 3. Bansari                   | 826                          | -                           | 27                              |
| 4. B u l u                   | 2 060                        | -                           | 23                              |
| 5. Temanggung                | 315                          | -                           | 9                               |
| 6. Tlogomulyo                | 1 617                        | -                           | 11                              |
| 7. Tembarak                  | 729                          | -                           | 62                              |
| 8. Selopampang               | 562                          | -                           | 30                              |
| 9. Kranggan                  | 1 747                        | -                           | 696                             |
| 10. Pringsurat               | 1 526                        | -                           | 1 392                           |
| 11. Kaloran                  | 2 526                        | -                           | -                               |
| 12. Kandangan                | 1 528                        | 2 629                       | -                               |
| 13. K e d u                  | 685                          | -                           | 3                               |
| 14. Ngadirejo                | 1 270                        | -                           | 14                              |
| 15. J u m o                  | 125                          | -                           | 791                             |
| 16. Gemawang                 | 1 340                        | -                           | 2 459                           |
| 17. Candiroto                | 424                          | -                           | 1 979                           |
| 18. Bejen                    | 1 653                        | -                           | 439                             |
| 19. Tretep                   | 2 304                        | -                           | -                               |
| 20. Wonobojo                 | 752                          | 585                         | 790                             |
| Jumlah                       | 24 587                       | 3 214                       | 8 729                           |

Sumber Data : Badan Pusat Statistik Kabupaten Temanggung

*Source : BPS - Central Bureau of Statistics Temanggung Regency, Based on  
Agricultural Board of Temanggung Regency Annual Report*

(Diolah dari Laporan SP Lahan Dinas Pertanian Kabupaten  
Temanggung)

**Table / Table 1.3.4. Lanjutan**  
*Continued*

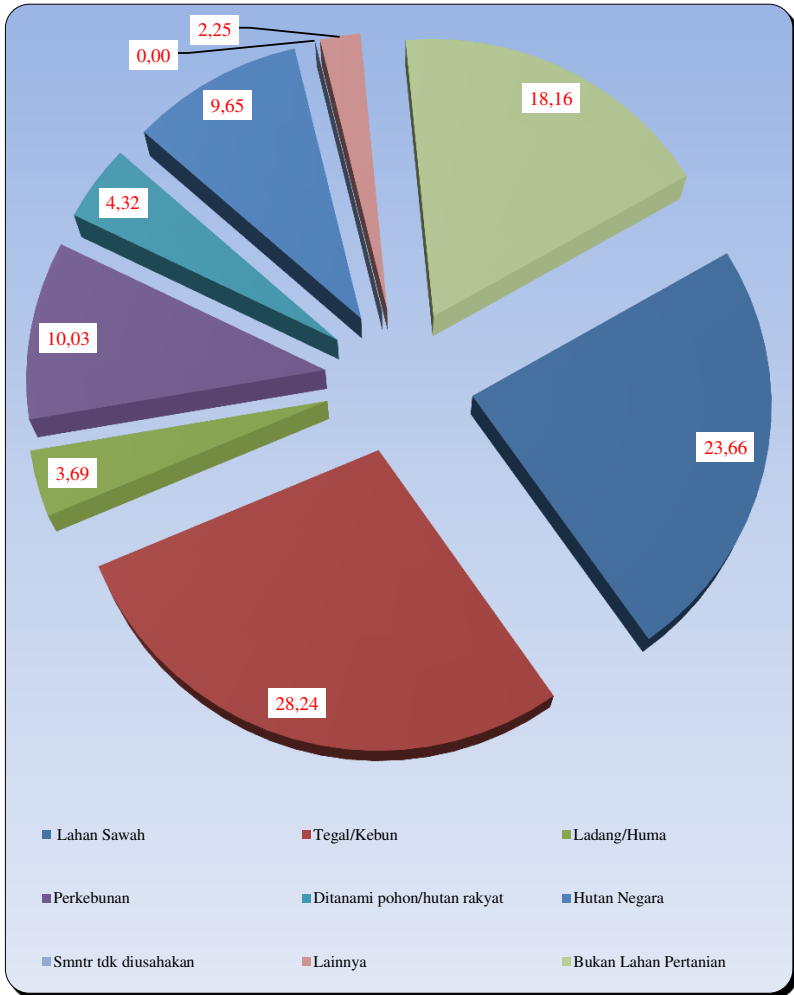
| Kecamatan<br><i>District</i> | Ditanami<br>pohon/Hutan<br>Rakyat<br><i>People's Forest</i> | Hutan Negara<br><i>State Forest</i> | Sementara<br>tidak<br>diusahakan<br><i>Not Planted</i> | Lainnya<br><i>Others</i> | Jumlah<br><i>Total</i> |
|------------------------------|-------------------------------------------------------------|-------------------------------------|--------------------------------------------------------|--------------------------|------------------------|
| (1)                          | (5)                                                         | (6)                                 | (7)                                                    | (8)                      | (9)                    |
| 1. Parakan                   | -                                                           | 125                                 | -                                                      | 1                        | 604                    |
| 2. Kledung                   | -                                                           | 3                                   | -                                                      | -                        | 2 127                  |
| 3. Bansari                   | -                                                           | -                                   | -                                                      | -                        | 853                    |
| 4. B u l u                   | 29                                                          | -                                   | -                                                      | 397                      | 2 509                  |
| 5. Temanggung                | 14                                                          | -                                   | -                                                      | 7                        | 345                    |
| 6. Tlogomulyo                | 12                                                          | -                                   | -                                                      | 2                        | 1 642                  |
| 7. Tembarak                  | 94                                                          | 723                                 | -                                                      | 2                        | 1 610                  |
| 8. Selopampang               | -                                                           | -                                   | -                                                      | 41                       | 633                    |
| 9. Kranggan                  | 437                                                         | -                                   | -                                                      | 312                      | 3 192                  |
| 10. Pringsurat               | 808                                                         | -                                   | -                                                      | -                        | 3 726                  |
| 11. Kaloran                  | 1 591                                                       | -                                   | -                                                      | -                        | 4 117                  |
| 12. Kandangan                | -                                                           | 727                                 | -                                                      | -                        | 4 884                  |
| 13. K e d u                  | 50                                                          | -                                   | -                                                      | 13                       | 751                    |
| 14. Ngadirejo                | -                                                           | 1 274                               | -                                                      | 2                        | 2 560                  |
| 15. J u m o                  | -                                                           | -                                   | -                                                      | -                        | 916                    |
| 16. Gemawang                 | -                                                           | 154                                 | -                                                      | -                        | 3 953                  |
| 17. Candiroto                | -                                                           | 1 846                               | -                                                      | -                        | 4 249                  |
| 18. Bejen                    | -                                                           | 3 547                               | -                                                      | -                        | 5 639                  |
| 19. Tretep                   | 385                                                         | -                                   | -                                                      | 402                      | 3 091                  |
| 20. Wonobojo                 | 344                                                         | -                                   | -                                                      | 783                      | 3 254                  |
| Jumlah                       | 3 764                                                       | 8 399                               | -                                                      | 1 962                    | 50 655                 |

Sumber Data : Badan Pusat Statistik Kabupaten Temanggung

Source : BPS - Central Bureau of Statistics Temanggung Regency, Based on  
Agricultural Board of Temanggung Regency Annual Report

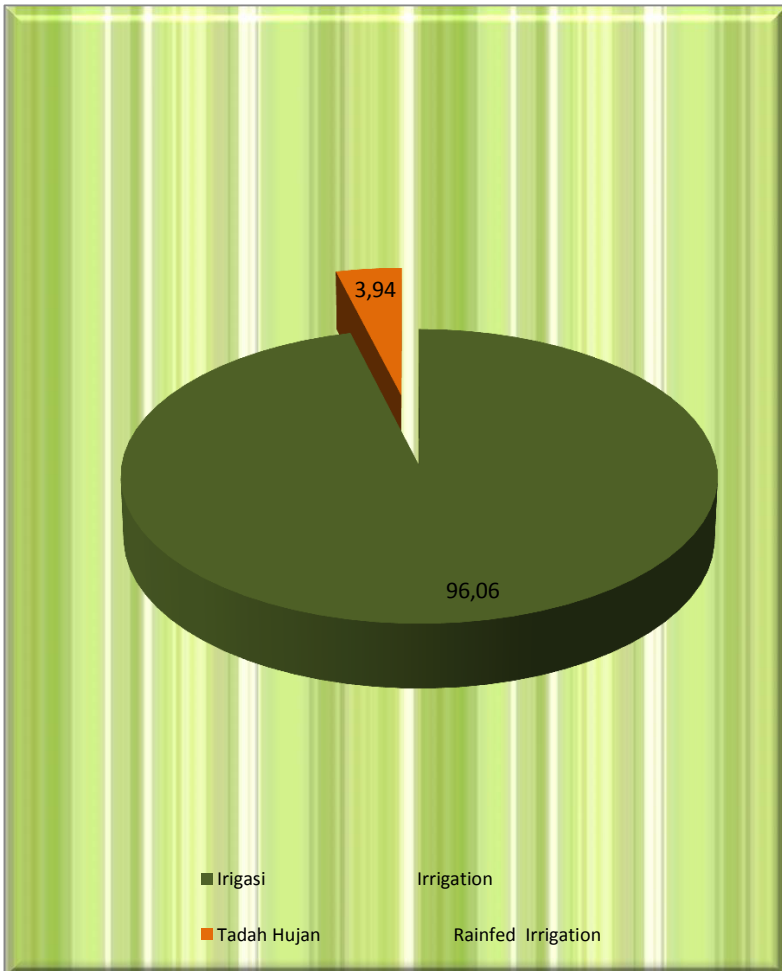
(Diolah dari Laporan SP Lahan Dinas Pertanian Kabupaten Temanggung)

Grafik / figure.1.2  
**Persentase Luas Penggunaan Lahan Menurut Jenisnya  
 di Kabupaten Temanggung, 2020**  
*Percentage of Land Uses in Temanggung Regency, 2020*



**Grafik / figure .1.3**  
**Lahan Sawah Pengairan Menurut Jenisnya**  
**di Kabupaten Temanggung, 2020**

*Rice Field Land Use Irrigation System in Temanggung Regency, 2020*



## **BAB II**

### **PEMERINTAHAN**

*Government*

#### **1. Pembagian Wilayah Administrasi**

Kabupaten Temanggung terbagi dalam 20 kecamatan, 266 Desa dan 23 Kelurahan, serta 1.505 Rukun Warga (RW), 5.909 Rukun Tetangga (RT), 1.354 Dusun, dan 147 Lingkungan. Kecamatan Temanggung merupakan kecamatan dengan jumlah desa/kelurahan terbanyak (6 desa dan 19 kelurahan) sedangkan Kecamatan Gemawang adalah kecamatan dengan jumlah desa/kelurahan terkecil (10 Desa).

#### ***Division of Administrative Areas***

*Temanggung Regency is divided into 20 Districts, 266 Villages and 23 Sub-districts, as well as 1,505 Neighborhood Associations (RW), 5,909 Neighborhood Associations (RT), 1,354 Hamlets, and 147 Lingkungan. Temanggung District is the most district with the highest number of villages / sub-district (6 villages and 19 sub-district) while Gemawang District is a district with the smallest number of villages / kelurahan (10 Villages).*

#### **2. Aparat Pemerintahan Desa/Kelurahan**

Jumlah aparat pemerintahan desa/kelurahan di Kabupaten Temanggung ada 261 kepala desa, 23 lurah, 3.110 perangkat desa dan 1.766 anggota Badan Permusyawaratan Desa (BPD).

#### ***Sub District Government Official***

*The number of village/sub-government officials in Temanggung District is 2561 village heads, 23 village heads, 3,110 village officials and 1.766 members of the Village Consultative Commite (BPD).*

### 3. DPRD

Banyaknya persidangan DPRD tahun 2020 meliputi sidang paripurna 30, sidang istimewa kosong, banmus 12, badan anggaran 19, panitia khusus 57, BPP 5 dan rapat BK 2. Produk DPRD tahun 2020 sebanyak 94 produk, terdiri dari 18 peraturan daerah, 24 keputusan DPRD, 13 keputusan pimpinan DPRD, 15 keputusan panitia khusus, 13 keputusan badan musyawarah, 2 keputusan BPP, 8 keputusan badan anggaran dan 1 memorandum.

Selama Januari sampai dengan Desember 2020, kegiatan yang dilaksanakan DPRD Kabupaten Temanggung sebanyak 193 kegiatan kunjungan kerja di dalam daerah dan 48 kegiatan kunjungan ke luar daerah.

Jumlah persidangan komisi DPRD pada tahun 2020 untuk komisi A sejumlah 15, komisi B sejumlah 17 kali, komisi C sejumlah 19 kali dan komisi D sejumlah 15 kali.

Komposisi anggota dewan periode 2019-2024 terdiri dari 30 orang laki-laki (66,7%) dan 15 orang perempuan (33,3%). Sebagian besar anggota berpendidikan S1 (26 orang), SLTA 10 orang, Akademi 5 orang dan S2 4 orang. Menurut kelompok umur, sebagian besar anggota dewan berada pada kelompok umur 45-60 tahun (25 orang), 19 orang pada kelompok umur 25-44 tahun dan 1 orang berumur 60 tahun ke atas.

#### ***Regional People Representative Assembly***

*The number of 2020 Regional People Representative Assembly trials included the 30th plenary session, nul special session, 12 banmus session, 19 budget committee, 57 special committees, 5 BPP and leadership meetings 2. The 2020 Regional People Representative Assembly products were 94 products, consisting of 18 regional regulations, 24 DPRD decisions, 24 leadership decisions, 13 decisions of the special committee, 15 decisions of the Regional People Representative Assembly, 2 deliberative committee, 8 decisions of the budget committee and 1 memorandum*



*During January to December 2020, activities were carried out by the Temanggung Regency Regional People Representative Assembly work visits in the region amounted to 193 activities while 48 out-of-area visits.*

*The number of Temanggung Regency Regional People Representative Assembly commission hearings in 2020 for commission A is 15, commission B is 17 times, commission C is 19 times and commission D is 15 times.*

*The composition of the 2019-2024 board members consisted of 30 men (66.7%) and 15 women (33.3%). Most members have an undergraduate degree (26 people), high school 10 people, Academy 5 people and S2 4 people. According to age groups, most of the board members are in the age group 45-54 years (25 people), 19 people in the age group 25-44 years and 1 person aged 60 years and over.*

**Tabel/Table 2.1.1**  
**Pembagian Wilayah Administrasi Dirinci**  
**Menurut Kecamatan di Kabupaten Temanggung, 2020**  
*Distribution of Administration Area of Temanggung Regency, 2020*

| Kecamatan / District | Jumlah Desa / Number of Village | Jumlah Kelurahan / Number of Sub-District | Jumlah Dusun / Number of Dusun | Jumlah Lingkungan / Number of Lingkungan | RT / RT | RW/RW |
|----------------------|---------------------------------|-------------------------------------------|--------------------------------|------------------------------------------|---------|-------|
| (1)                  | (2)                             | (3)                                       | (4)                            | (5)                                      | (6)     | (7)   |
| 1. Parakan           | 14                              | 2                                         | 61                             | 28                                       | 359     | 57    |
| 2. Kledung           | 13                              | -                                         | 35                             | -                                        | 160     | 38    |
| 3. Bansari           | 13                              | -                                         | 43                             | -                                        | 189     | 46    |
| 4. Bulu              | 19                              | -                                         | 91                             | -                                        | 302     | 84    |
| 5. Temanggung        | 6                               | 19                                        | 17                             | 110                                      | 616     | 138   |
| 6. Tlogomulyo        | 12                              | -                                         | 50                             | -                                        | 156     | 47    |
| 7. Tembarak          | 13                              | -                                         | 73                             | -                                        | 224     | 67    |
| 8. Selopampang       | 12                              | -                                         | 45                             | -                                        | 128     | 46    |
| 9. Kranggan          | 12                              | 1                                         | 103                            | 6                                        | 387     | 124   |
| 10. Pringsurat       | 14                              | -                                         | 114                            | -                                        | 364     | 113   |
| 11. Kaloran          | 14                              | -                                         | 106                            | -                                        | 416     | 111   |
| 12. Kandangan        | 16                              | -                                         | 108                            | -                                        | 378     | 101   |
| 13. Kedu             | 14                              | -                                         | 106                            | -                                        | 424     | 108   |
| 14. Ngadirejo        | 19                              | 1                                         | 80                             | 3                                        | 426     | 100   |
| 15. Jumo             | 13                              | -                                         | 56                             | -                                        | 273     | 60    |
| 16. Gemawang         | 10                              | -                                         | 57                             | -                                        | 312     | 62    |
| 17. Candiroto        | 14                              | -                                         | 74                             | -                                        | 275     | 74    |
| 18. Bejen            | 14                              | -                                         | 49                             | -                                        | 170     | 51    |
| 19. Tretep           | 11                              | -                                         | 29                             | -                                        | 141     | 25    |
| 20. Wonobojo         | 13                              | -                                         | 57                             | -                                        | 209     | 53    |
| Jumlah/ Total        | 266                             | 23                                        | 1 354                          | 147                                      | 5 909   | 1 505 |

Sumber Data : Dinpermades Kab. Temanggung

*Source : Village Society Empowerment Board of Temanggung Regency*

**Tabel/Table 2.1.2**  
**Jumlah Prasarana Desa dan Jumlah Aparat**  
**Pemerintahan Desa Menurut Kecamatan di Kabupaten Temanggung, 2020**  
*Number of Offices and Staff of Villages and Sub District in Temanggung Regency, 2020*

| Kecamatan/<br>District | Kantor<br>Desa/<br>Village<br>Officer | Kantor<br>Kelurahan<br>/ Sub-<br>District<br>Officer | Balai<br>Desa /<br>Village<br>Hall | Balai<br>Kelurahan<br>/ Sub-<br>District<br>Hall | Jumlah Aparat Pemerintahan Desa/<br>Kelurahan / Number of Villages officer |                                       |                                          |                                        |
|------------------------|---------------------------------------|------------------------------------------------------|------------------------------------|--------------------------------------------------|----------------------------------------------------------------------------|---------------------------------------|------------------------------------------|----------------------------------------|
|                        |                                       |                                                      |                                    |                                                  | Kades/<br>Head of<br>Village                                               | Lurah/<br>Head of<br>Sub-<br>District | Perangkat<br>Desa /<br>Villages<br>Staff | Anggota<br>BPD/<br>Villages<br>Represe |
| (1)                    | (3)                                   | (5)                                                  | (7)                                | (9)                                              | (11)                                                                       | (13)                                  | (15)                                     | (17)                                   |
| 1. Parakan             | 14                                    | 2                                                    | 14                                 | 2                                                | 14                                                                         | 2                                     | 147                                      | 96                                     |
| 2. Kledung             | 13                                    | -                                                    | 13                                 | -                                                | 13                                                                         | -                                     | 112                                      | 87                                     |
| 3. Bansari             | 13                                    | -                                                    | 13                                 | -                                                | 12                                                                         | -                                     | 128                                      | 75                                     |
| 4. Bulu                | 19                                    | -                                                    | 19                                 | -                                                | 19                                                                         | -                                     | 212                                      | 129                                    |
| 5. Temanggung          | 6                                     | 19                                                   | 6                                  | 19                                               | 6                                                                          | 19                                    | 55                                       | 38                                     |
| 6. Tlogomulyo          | 12                                    | -                                                    | 12                                 | -                                                | 11                                                                         | -                                     | 128                                      | 68                                     |
| 7. Tembarak            | 13                                    | -                                                    | 13                                 | -                                                | 13                                                                         | -                                     | 160                                      | 83                                     |
| 8. Selopampang         | 12                                    | -                                                    | 12                                 | -                                                | 12                                                                         | -                                     | 121                                      | 66                                     |
| 9. Kranggan            | 12                                    | 1                                                    | 12                                 | 1                                                | 10                                                                         | 1                                     | 179                                      | 96                                     |
| 10. Pringsurat         | 14                                    | -                                                    | 14                                 | -                                                | 14                                                                         | -                                     | 204                                      | 108                                    |
| 11. Kaloran            | 14                                    | -                                                    | 14                                 | -                                                | 14                                                                         | -                                     | 204                                      | 102                                    |
| 12. Kandangan          | 16                                    | -                                                    | 16                                 | -                                                | 16                                                                         | -                                     | 213                                      | 114                                    |
| 13. Kedu               | 14                                    | -                                                    | 14                                 | -                                                | 14                                                                         | -                                     | 202                                      | 112                                    |
| 14. Ngadirejo          | 19                                    | 1                                                    | 19                                 | 1                                                | 19                                                                         | 1                                     | 209                                      | 125                                    |
| 15. Jumo               | 13                                    | -                                                    | 13                                 | -                                                | 13                                                                         | -                                     | 149                                      | 85                                     |
| 16. Gemawang           | 10                                    | -                                                    | 10                                 | -                                                | 10                                                                         | -                                     | 133                                      | 72                                     |
| 17. Candiroto          | 14                                    | -                                                    | 14                                 | -                                                | 14                                                                         | -                                     | 169                                      | 90                                     |
| 18. Bejen              | 14                                    | -                                                    | 14                                 | -                                                | 14                                                                         | -                                     | 135                                      | 78                                     |
| 19. Tretep             | 11                                    | -                                                    | 11                                 | -                                                | 11                                                                         | -                                     | 108                                      | 65                                     |
| 20. Wonobojo           | 13                                    | -                                                    | 13                                 | -                                                | 12                                                                         | -                                     | 142                                      | 77                                     |
| <b>Jumlah / Total</b>  | <b>266</b>                            | <b>23</b>                                            | <b>266</b>                         | <b>23</b>                                        | <b>261</b>                                                                 | <b>23</b>                             | <b>3 110</b>                             | <b>1 766</b>                           |

Sumber Data : Dinpermades Kab. Temanggung  
Source : Villages Division, Setda Temanggung Regency

Tabel / Table 2.2.1

**Banyaknya Kegiatan dan Kunjungan Kerja DPRD  
Kabupaten Temanggung Dirinci per Bulan, 2020**

*Frequencies of Legislative Member of Temanggung Regency Confidential Site Visit, 2020*

| Bulan/<br>Month                  | Kegiatan Komisi/<br>Commission Activities | Kunjungan Kerja komisi/Confidential Site Visit |                              |
|----------------------------------|-------------------------------------------|------------------------------------------------|------------------------------|
|                                  |                                           | Dalam Daerah/Local<br>Region                   | Luar Daerah /Outer<br>Region |
| (1)                              | (2)                                       | (3)                                            | (4)                          |
| 1. Januari<br><i>January</i>     | A,B,C,D                                   | 45                                             | -                            |
| 2. Pebruari<br><i>February</i>   | A,B,C,D                                   | 12                                             | 4                            |
| 3. Maret<br><i>March</i>         | A,B,C,D                                   | 15                                             | 2                            |
| 4. April<br><i>April</i>         | A,B,C,D                                   | 39                                             | -                            |
| 5. Mei<br><i>May</i>             | A,B,C,D                                   | 26                                             | -                            |
| 6. Juni<br><i>June</i>           | A,B,C,D                                   | 56                                             | -                            |
| 7. Juli<br><i>July</i>           | A,B,C,D                                   | -                                              | 2                            |
| 8. Agustus<br><i>August</i>      | A,B,C,D                                   | -                                              | 4                            |
| 9. September<br><i>September</i> | A,B,C,D                                   | -                                              | 12                           |
| 10. Oktober<br><i>October</i>    | A,B,C,D                                   | -                                              | 24                           |
| 11. Nopember<br><i>November</i>  | A,B,C,D                                   | -                                              | -                            |
| 12. Desenber<br><i>December</i>  | A,B,C,D                                   | -                                              | -                            |
| Jumlah/ <i>Total</i>             |                                           | 193                                            | 48                           |

Sumber Data : Sekretariat DPRD Kabupaten Temanggung

*Source : Secretariat of Regional House of Representative of Temanggung Regency*

**Tabel / Table 2.2.2.**  
**Jumlah Persidangan DPRD**  
**Kabupaten Temanggung, 2020**  
*Number of Parliament Member General Meeting in Temanggung Regency, 2020*

| <b>Bulan</b><br><i>Month</i>     | <b>Macam Sidang /</b><br><i>Kinds of Session</i> |                 |               |                       |                       |                       |           |            |
|----------------------------------|--------------------------------------------------|-----------------|---------------|-----------------------|-----------------------|-----------------------|-----------|------------|
|                                  | <b>Paripurna</b>                                 | <b>Istimewa</b> | <b>Banmus</b> | <b>Badan Anggaran</b> | <b>Panitia Khusus</b> | <b>Rapat Pimpinan</b> | <b>BK</b> | <b>BPP</b> |
| (1)                              | (2)                                              | (3)             | (4)           | (5)                   | (7)                   | (8)                   | (9)       | (10)       |
| 1. Januari<br><i>January</i>     |                                                  | -               | 1             | 0                     | 0                     | 1                     | 0         | 1          |
| 2. Pebruari<br><i>February</i>   | 3                                                | -               | 0             | 0                     | 14                    | 1                     | 0         | 0          |
| 3. Maret<br><i>March</i>         | 0                                                | -               | 2             | 0                     | 0                     | 4                     | 0         | 0          |
| 4. April<br><i>April</i>         | 4                                                | -               | 1             | 2                     | 0                     | 6                     | 0         | 0          |
| 5. Mei<br><i>May</i>             | 3                                                | -               | 1             | 1                     | 0                     | 2                     | 0         | 0          |
| 6. Juni<br><i>June</i>           |                                                  | -               | 1             | 1                     | 0                     | 5                     | 0         | 1          |
| 7. Juli<br><i>July</i>           | 4                                                | -               | 1             | 2                     | 10                    | 0                     | 1         | 1          |
| 8. Agustus<br><i>August</i>      | 3                                                |                 | 1             | 1                     | 6                     | 0                     | 0         | 0          |
| 9. September<br><i>September</i> | 5                                                | -               | 2             | 5                     | 6                     | 0                     | 0         | 1          |
| 10. Oktober<br><i>October</i>    | 1                                                | -               | 1             | 1                     | 1                     | 0                     | 1         | 0          |
| 11. Nopember<br><i>November</i>  | 5                                                | -               | 0             | 6                     | 2                     | 0                     | 0         | 1          |
| 12. Desember<br><i>December</i>  | 2                                                | -               | 1             | 0                     | 18                    | 0                     | 0         | 0          |
| <b>Jumlah / Total</b>            | <b>30</b>                                        |                 | <b>12</b>     | <b>19</b>             | <b>57</b>             | <b>19</b>             | <b>2</b>  | <b>5</b>   |

Sumber Data : Sekretariat DPRD Kabupaten Temanggung

*Source : Secretariat of Regional House of Representative of Temanggung Regency*

**Tabel/Table 2.2.3**  
**Jumlah Persidangan Komisi DPRD**  
**Kabupaten Temanggung, 2020**

*Number of Parliament Commission General Meeting in Temanggung Regency, 2020*

| Bulan/ Month                     | Sidang Komisi/<br>Session of the Commission |     |     |     |
|----------------------------------|---------------------------------------------|-----|-----|-----|
|                                  | A                                           | B   | C   | D   |
| (1)                              | (2)                                         | (3) | (4) | (5) |
| 1. Januari<br><i>January</i>     | 3                                           | 3   | 3   | 1   |
| 2. Pebruari<br><i>February</i>   | 0                                           | 1   | 1   | 1   |
| 3. Maret<br><i>March</i>         | 0                                           | 0   | 1   | 5   |
| 4. April<br><i>April</i>         | 3                                           | 3   | 6   | 0   |
| 5. Mei<br><i>May</i>             | 0                                           | 0   | 0   | 1   |
| 6. Juni<br><i>June</i>           | 2                                           | 1   | 0   | 3   |
| 7. Juli<br><i>July</i>           | 3                                           | 3   | 3   | 0   |
| 8. Agustus<br><i>August</i>      | 0                                           | 0   | 0   | 0   |
| 9. September<br><i>September</i> | 0                                           | 2   | 1   | 0   |
| 10. Oktober<br><i>October</i>    | 0                                           | 0   | 0   | 0   |
| 11. Nopember<br><i>November</i>  | 4                                           | 4   | 4   | 4   |
| 12. Desember<br><i>December</i>  | 0                                           | 0   | 0   | 0   |
| Jumlah/ Total                    | 15                                          | 17  | 19  | 15  |

Sumber : Sekretariat DPRD Kabupaten Temanggung

Catatan \*) : Komisi E Belum Terbentuk

Source : *Secretariat of Regional House of Representative of Temanggung Regency*

**Tabel/Table 2.2.4****Jumlah Keputusan (Produk) DPRD****Kabupaten Temanggung, 2016-2020***Number of Laws Produced by Legislative General Meeting in 2016-2020*

| <b>Jenis Keputusan/<br/>Type of Decision</b> | <b>2016</b> | <b>2017</b> | <b>2018</b> | <b>2019</b> | <b>2020</b> |
|----------------------------------------------|-------------|-------------|-------------|-------------|-------------|
| (1)                                          | (2)         | (3)         | (4)         | (5)         | (6)         |
| 1. Peraturan Daerah                          | 7           | 18          | 15          | 18          | 19          |
| 2. Keputusan DPRD                            | 29          | 28          | 27          | 24          | 28          |
| 3. Keputusan Pimpinan                        | 28          | 14          | 17          | 13          | 14          |
| 4. Keputusan Panitia Khusus                  | 10          | 13          | 18          | 15          | 9           |
| 5. Keputusan Badan Musyawarah                | 15          | 16          | 22          | 13          | 15          |
| 6. Keputusan Badan Anggaran                  | 9           | 7           | 9           | 8           | 11          |
| 7. Keputusan BPP                             | 2           | 3           | 3           | 2           | 2           |
| 8. Pernyataan                                | -           | -           | -           | -           | -           |
| 9. Memorandum                                | -           | -           | -           | 1           | 2           |

**Sumber Data : Sekretariat DPRD Kabupaten Temanggung***Source : Secretariat of Regional House of Representative of Temanggung Regency*

**Tabel/Table 2.2.5**  
**Komposisi Anggota DPRD Menurut Fraksi dan Jenis Kelamin**  
**Kabupaten Temanggung, 2019-2024 (Kondisi Tahun 2020)**  
*Composition of Parliament Member by Fraction and Gender*  
*in Temanggung Regency, 2019-2024 (Conditions in 2020)*

| Fraksi/<br><i>The Fraction</i>             | Jenis Kelamin/ <i>Gender</i> |                          | Jumlah/ <i>Total</i> |
|--------------------------------------------|------------------------------|--------------------------|----------------------|
|                                            | Laki-Laki/ <i>male</i>       | Perempuan/ <i>female</i> |                      |
| (1)                                        | (2)                          | (3)                      | (4)                  |
| 1. PDI Perjuangan                          | 4                            | 5                        | 9                    |
| 2. Golkar                                  | 5                            | 1                        | 6                    |
| 3. PKB                                     | 5                            | 2                        | 7                    |
| 4. PAN BERKEADILAN<br>(PAN dan PKS)        | 6                            | 2                        | 8                    |
| 5. Gerindra                                | 3                            | 2                        | 5                    |
| 6. Nusantara<br>(Nasdem, Hanura, Demokrat) | 2                            | 3                        | 5                    |
| 8. PPP                                     | 5                            | 0                        | 5                    |
| <b>Jumlah / Total</b>                      | 30                           | 15                       | 45                   |

Sumber Data : Sekretariat DPRD Kabupaten Temanggung

Source : *Secretariat of Regional House of Representative of Temanggung Regency*



Tabel/ Table 2.2.6

**Komposisi Anggota DPRD Menurut Fraksi dan Pendidikan Tertinggi yang Ditamatkan  
Kabupaten Temanggung, 2019-2024 (Kondisi tahun 2020)**

*Composition of Parliament Member by Fraction and Highest Education Completed  
in Temanggung Regency, 2019-2024 (Conditions in 2020)*

| Fraksi /<br>The Fraction                   | Pendidikan Tertinggi yang Ditamatkan/<br>Highest Education |                         |                     |                 |               |                 | Jumlah /<br>Total |
|--------------------------------------------|------------------------------------------------------------|-------------------------|---------------------|-----------------|---------------|-----------------|-------------------|
|                                            | <<br>SLTA/Hig<br>h School                                  | SLTA/<br>High<br>School | Akademi/<br>Academy | S1/<br>Bachelor | S2/<br>Master | S3/<br>Doctoral |                   |
| (1)                                        | (2)                                                        | (3)                     | (4)                 | (5)             | (6)           | (7)             | (8)               |
| 1. PDI Perjuangan                          | 0                                                          | 4                       | 0                   | 4               | 1             | 0               | 9                 |
| 2. PKB                                     | 0                                                          | 0                       | 1                   | 5               | 1             | 0               | 7                 |
| 3. Partai GOLKAR                           | 0                                                          | 0                       | 1                   | 4               | 1             | 0               | 6                 |
| 4. GERINDRA                                | 0                                                          | 0                       | 0                   | 4               | 1             | 0               | 5                 |
| 5. PAN BERKEADILAN<br>(PAN dan PKS)        | 0                                                          | 1                       | 1                   | 6               | 0             | 0               | 8                 |
| 6. PPP                                     | 0                                                          | 5                       | 0                   | 0               | 0             | 0               | 5                 |
| 7. NUSANTARA<br>(Nasdem, Hanura, Demokrat) | 0                                                          | 1                       | 2                   | 2               | 0             | 0               | 5                 |
| <b>Jumlah / Total</b>                      | 0                                                          | 11                      | 5                   | 25              | 4             | 0               | 45                |

Sumber Data : Sekretariat DPRD Kabupaten Temanggung

Source : Secretariat of Regional House of Representative of Temanggung Regency

**Tabel/ Table 2.2.7**  
**Komposisi Anggota DPRD Menurut Fraksi dan Kelompok Umur**  
**Kabupaten Temanggung, 2019-2024**  
*Composition of Parliament Member by Fraction and Age, 2019-2024*

| Fraksi/<br>The Fraction                    | Kelompok Umur/<br>Age groups |          |          |          |           |           |          |          |          | Jumlah<br>/ Total |
|--------------------------------------------|------------------------------|----------|----------|----------|-----------|-----------|----------|----------|----------|-------------------|
|                                            | 25-29                        | 30-34    | 35-39    | 40-44    | 45-49     | 50-57     | 55-59    | 60-64    | 65+      |                   |
|                                            | (1)                          | (2)      | (3)      | (4)      | (5)       | (6)       | (7)      | (8)      | (9)      |                   |
| 1. PDI Perjuangan                          | 1                            | 1        | 0        | 2        | 3         | 2         | 0        | 0        | 0        | 9                 |
| 2. PKB                                     | 0                            | 0        | 0        | 1        | 3         | 2         | 1        | 0        | 0        | 7                 |
| 3. Partai GOLKAR                           | 0                            | 1        | 0        | 0        | 0         | 2         | 2        | 1        | 0        | 6                 |
| 4. GERINDRA                                | 0                            | 1        | 1        | 1        | 1         | 0         | 1        | 0        | 0        | 5                 |
| 5. PAN BERKEADILAN<br>(PAN dan PKS)        | 0                            | 0        | 2        | 1        | 2         | 2         | 1        | 0        | 0        | 8                 |
| 6. PPP                                     | 0                            | 1        | 1        | 0        | 1         | 2         | 0        | 0        | 0        | 5                 |
| 7. NUSANTARA<br>(Nasdem, Hanura, Demokrat) | 0                            | 0        | 0        | 1        | 0         | 2         | 1        | 0        | 1        | 5                 |
| <b>Jumlah/ Total</b>                       | <b>1</b>                     | <b>4</b> | <b>4</b> | <b>6</b> | <b>10</b> | <b>12</b> | <b>6</b> | <b>1</b> | <b>1</b> | <b>45</b>         |

Sumber Data : Sekretariat DPRD Kabupaten Temanggung

Source : Sekretariat of Regional Hous of Representative of Temanggung Regency

**BAB III**  
**KEPENDUDUKAN DAN KETENAGAKERJAAN**  
*Population and Employment*

**1. Kependudukan**

Data kependudukan merupakan data pokok yang dibutuhkan oleh pemerintah maupun swasta sebagai bahan untuk perencanaan dan evaluasi hasil pembangunan. Hampir setiap aspek perencanaan pembangunan baik di bidang sosial, ekonomi maupun politik memerlukan data penduduk karena penduduk merupakan subjek sekaligus objek dari pembangunan.

Pada Tahun 2020 tercatat Jumlah penduduk Kabupaten Temanggung sebesar 795.556 jiwa, terdiri dari 400.320 laki-laki (50,32 persen) dan 395.236 perempuan (49,68 persen).

Dilihat dari penyebaran penduduk, maka 10,45 persen penduduk tinggal di Kecamatan Temanggung; 7,40 persen penduduk ada di Kecamatan Kedu dan 7,15 persen tinggal di Kecamatan Ngadirejo. Sedangkan kecamatan yang terkecil jumlah penduduknya adalah Kecamatan Selopampang sebesar 2,66 persen.

Kepadatan penduduk dalam kurun waktu lima tahun (2016 – 2020) cenderung mengalami kenaikan seiring dengan kenaikan jumlah penduduk. Pada 2020 kepadatan penduduk Kabupaten Temanggung tercatat sebesar 913 jiwa per kilo meter persegi. Kecamatan Temanggung merupakan kecamatan yang terpadat penduduknya yaitu 2.490 jiwa per km<sup>2</sup>. Sedangkan Kecamatan Bejen merupakan kecamatan dengan kepadatan penduduk paling rendah yaitu 315 jiwa per km<sup>2</sup>.

Jumlah rumah tangga pada 2020 sebanyak 262.643 rumah tangga, dengan rata-rata jumlah anggota rumah tangga sebesar 3,03.

Banyaknya kelahiran selama 2020 (data tahun 2019) karena pada tahun 2020 BPS tidak menghitung angka kelahiran dan kematian adalah 7.446 kelahiran dengan angka kelahiran kasar/*crude birth rate (CBR)* sebesar 9,72 artinya rata-rata terdapat 9 kelahiran per 1000 orang penduduk. Angka *CBR* tertinggi ada di Kecamatan Bansari sebesar 28.31

sedangkan yang terkecil di Kecamatan Kaloran (3.56) Banyaknya kematian selama 2018 sebanyak 6.197 jiwa dengan angka kematian kasar/*crude death rate* (CDR) sebesar 8,16. Angka CDR tertinggi di Kecamatan Bansari (19.39) dan terkecil di Kecamatan Kandangan (2.63).

### **Population**

*Population data is the basic data needed by the government and the private sector as material for planning and evaluating development results. Almost every aspect of development planning both in the social, economic and political fields requires population data because the population is both the subject and the object of development.*

*In 2020 the population of Temanggung Regency was recorded at 795.556 people, consisting of 400.320 men (50.32 percent) and 395.236 women (49,68 percent).*

*Reviewed from the population distribution, 10.45 percent of the population lives in Temanggung District; 7.40 percent of the population is in Kedu District and 7.15 live in Ngadirejo District. Whereas the smallest district population is Selopampang District at 2.66 percent.*

*Population density within five years (2016 - 2020) trends to increase along with the increase in population. In 2019 the population density of Temanggung Regency was recorded at 913 people per km<sup>2</sup>. Temanggung district is the most populous district of 2,490 people per km<sup>2</sup>. While Bejen District is a district with the lowest population density of 315 people per km<sup>2</sup>.*

*The number of households in 2020 was 262.643 households, with the average number of household members at 3.03.*

*The number of births in 2020 (Data at 2018 year), because BPS-statistics not measure data of birth, was 7,446 births with a crude birth rate (CBR) of 9.72, meaning that on average there were 9 births per 1,000 residents. The highest CBR figure is in Bansari District at 28.31 while the smallest is in Kaloran District (3.56). The number of deaths in 2018 was 6.197 with the crude death rate (CDR) of 8.16. The highest CDR figure is in Bansari District (19.39) and the smallest is in Kandangan District (2.63).*

## 2. Kepegawaian

Pada akhir 2020 jumlah Pegawai Negeri Sipil (PNS) di Kabupaten Temanggung sebanyak 6.327 orang terdiri dari laki-laki 3.026 orang dan perempuan 3.537 orang. PNS golongan III tercatat sebesar 3.394 orang (54.04 persen); sedangkan PNS golongan IV mencapai 1.691 (26.92 persen). Sementara PNS golongan I dan II masing-masing sebesar 292 (4.64 persen) dan 903 (14.37 persen).

Bila dilihat menurut pendidikan yang di tamatkan, sebagian besar PNS di lingkungan pemda Kabupaten Temanggung tamatan sarjana sebanyak 5.040 (80,24 %), sedangkan yang tamatan SD, SMP dan SMA masing-masing sebesar 179 (2,85 persen), 194 (3,08 persen) dan 867 (13.80 persen).

### ***Employment***

*At the end of 2020 the number of Civil Servants (PNS) in Temanggung District was 6.327 people consisting of 3.026 men and 3.537 women. PNS class III was recorded at 54.04 percent; while civil servant group IV reaches 26.92 percent. While civil servants in categories I and II were 4.64 percent and 14.37 percent respectively.*

*When viewed according to the education that was saved, most of the civil servants in the Temanggung Regency government were undergraduate students (80.24%), while those who graduated from elementary and junior high schools were 2.85 percent, 3.08 percent and 13.80 percent respectively.*

## 3. Tenaga Kerja

Tenaga kerja yang terampil merupakan potensi sumber daya manusia yang sangat dibutuhkan dalam proses pembangunan di era globalisasi. Berdasarkan data dari Dinas Perindustrian dan Tenaga Kerja Kabupaten Temanggung pada 2020 terdapat sebanyak 1.088 orang pencari kerja yang mendaftarkan diri, sebanyak 600 orang telah ditempatkan terdiri dari 242 laki-laki dan 358 perempuan. Yang telah dihapuskan sejumlah 970 orang sehingga sisa yang belum ditempatkan

sebanyak 736 orang. Bila dirinci menurut pendidikan yang ditamatkan, sebagian besar yang telah ditempatkan adalah tamatan SLTA/SMK 502 (83,67 persen) dan 11 orang (1,83 persen) tamatan S1.

### **Workforce**

*A skilled workforce is a potential human resource that is needed in the development process in the era of globalization. Based on data from Industry and Manpower Service of Temanggung Regency in 2020 there were 577 job seekers who registered themselves, as many as 600 people were placed consisting of 424 men and 358 women. There were 970 people who had written off so that the remaining 970 people had not been placed. When broken down according to the education completed, most job seekers are high school / vocational high school graduates (46,74 percent) and only 22.58 percent graduate from bachelor degree.*

#### **4. Transmigrasi**

Program Transmigrasi merupakan salah satu upaya untuk memperluas lapangan usaha dan kesempatan kerja. Padatnya penduduk di suatu wilayah dan semakin mengecilnya peluang kerja tentu akan mempunyai dampak sosial yang sangat luas. Untuk itu Pemda Kabupaten Temanggung melalui Disnaker pada 2019 kembali memberangkatkan transmigran sebanyak 5 keluarga, dengan jumlah jiwa sebanyak 20 orang. Transmigran yang diberangkatkan tersebut berasal dari beberapa kecamatan yaitu Kecamatan Parakan, Bansari, Bulu, Kranggan dan Pringsurat. Sedangkan untuk tahun 2020 tidak melakukan pemberangkatan Transmigrasi

### **Transmigration**

*The Transmigration Program is an effort to expand business fields and employment opportunities. The density of the population in an area and the diminishing employment opportunities will certainly have a very wide social impact. For this reason, the Temanggung Regency*

*Government through the Manpower Office in 2019 again sent transmigran to 5 families, with a total of 20 people. The departed transmigrants came from several districts, namely Parakan, Bansari, Bulu, Kranggan and Pringsurat. Whereas for 2020 there are no transmigration departures*

## **5. Catatan Sipil**

Banyaknya pelayanan akte oleh Dinas Kependudukan dan Pencatatan Sipil Kabupaten Temanggung pada 2020, tercatat untuk akte kelahiran sebanyak 15.853 akte dan akte kematian 5.439 akte. Penurunan jumlah akte kematian yang sangat besar ini dikarenakan pada 2020 akses untuk pembuatan akte dibatasi karena terdampak COVID 19 walaupun pemerintah telah melaksanakan penerbitan akte kematian masal yang melibatkan desa dan kelurahan.

Untuk kepengurusan akte perkawinan tercatat sebanyak 151 akte, sementara untuk akte perceraian sebanyak 37 kasus, terdapat 1 akte pengakuan/pengesahan anak sedangkan pengangkatan anak tercatat ada 6 kasus, selama tahun 2020 ada 144 kasus pengajuan ijin kawin.

Pada Tahun 2020 tercatat ada sebanyak 262.643 Kepala Keluarga Aktual dengan jumlah kepemilikan KK sebanyak 257.772 Kartu Keluarga. Kepala keluarga aktual adalah penduduk yang berstatus sebagai kepala keluarga di dalam kartu keluarga atau penduduk yang berstatus anak namun telah menikah. Anak yang telah menikah akan membentuk keluarga baru, sehingga idealnya memiliki kartu keluarga yang terpisah dari kartu keluarga orang tuanya. Jumlah kepala keluarga aktual kemudian dihitung dengan cara menjumlahkan jumlah kepala keluarga dan jumlah anak yang telah menikah, sebaliknya jumlah kepemilikan kartu keluarga hanya dihitung dari jumlah kepala keluarga saja.

Dari total jumlah penduduk usia 0-17 tahun (212.019 orang) sudah sekitar 57.21 persen yang sudah mempunyai Kartu Identitas Anak (132.497 orang). Kartu Identitas Anak (KIA) diterbitkan dengan dasar :1) Permendagri No. 2 Tahun 2016 Tentang Kartu Identitas Anak; 2) Kepmendagri RI No. : 471.1-88 tertanggal 28 Februari 2016 telah

ditetapkan 50 (lima puluh) Kota/Kabupaten pelaksana penerbitan KIA (Kartu Identitas Anak) pada tahun 2016.

### **Civil Registry**

*The number of services registered by the Temanggung Regency Population and Civil Registration Service in 2020 was recorded for birth certificates totaling 15.853 certificates and 5.439 death certificates. This very large decrease in the number of death certificates was due to the fact that in 2020 access to making certificates was limited due to the impact of COVID 19 though was issued which involved villages and villages.*

*For the management of marriage certificates, there were 151 certificates, while for divorce certificates there were 31 cases, 1 certificates of recognition / ratification of children while the appointment of children was 37 cases, during 2020 there were 144 cases of filing permission to marry.*

*In 2020 there were 262.643 Actual Family Heads with total Family Card ownership of 257.772 Family Cards. The actual family head is a resident who has the status of head of the family in a family card or a resident with a child status but is married. Children who are married will form a new family, so ideally they have a family card separate from their parents' family cards. The number of actual family heads is then calculated by adding up the number of family heads and the number of married children, whereas the number of family cards is only calculated from the number of family heads.*

*Of the total population aged 0-17 years (212.019 people) only around 57,21 percent already have a Child Identity Card (132.497 people). Child Identity Card (KIA) is issued on the basis of: 1) Permendagri No. 2 of 2016 concerning Child Identity Cards; 2) Kepmendagri RI No. : 471.1-88 dated 28 February 2016 50 (fifty) City / Regency implementing the issuance of KIA (Child Identity Card) has been established in 2016.*



**Tabel/Table 3.1.1**  
**Jumlah Penduduk Kabupaten Temanggung**  
**Menurut Kelompok Umur dan Jenis Kelamin, 2020**  
*Population of Temanggung Regency by Age and Gender, 2020*

| Kelompok Umur / Age<br>Groups | Laki-laki / Male | Perempuan /<br>Female | Jumlah / Total |
|-------------------------------|------------------|-----------------------|----------------|
| (1)                           | (2)              | (3)                   | (3)            |
| 0 - 4                         | 27 462           | 25 717                | 53 179         |
| 5 - 9                         | 31 907           | 30 047                | 61 954         |
| 10 - 14                       | 32 364           | 30 510                | 62 874         |
| 15 - 19                       | 28 192           | 28 045                | 56 237         |
| 20 - 24                       | 30 210           | 29 235                | 59 445         |
| 25 - 29                       | 29 773           | 29 156                | 58 929         |
| 30 - 34                       | 29 080           | 27 527                | 56 607         |
| 35 - 39                       | 29 013           | 28 393                | 57 406         |
| 40 - 44                       | 29 726           | 29 856                | 59 582         |
| 45 - 49                       | 28 428           | 28 588                | 57 016         |
| 50 - 54                       | 27 881           | 29 355                | 57 236         |
| 55 - 59                       | 24 042           | 25 103                | 49 145         |
| 60 - 64                       | 20 573           | 21 106                | 41 679         |
| 65 - 69                       | 14 820           | 13 653                | 28 473         |
| 70 - 74                       | 7 702            | 8 189                 | 15 891         |
| 75 +                          | 9 147            | 10 756                | 19 903         |
| Jumlah / Total 2020           | 400 320          | 395 236               | 795 556        |

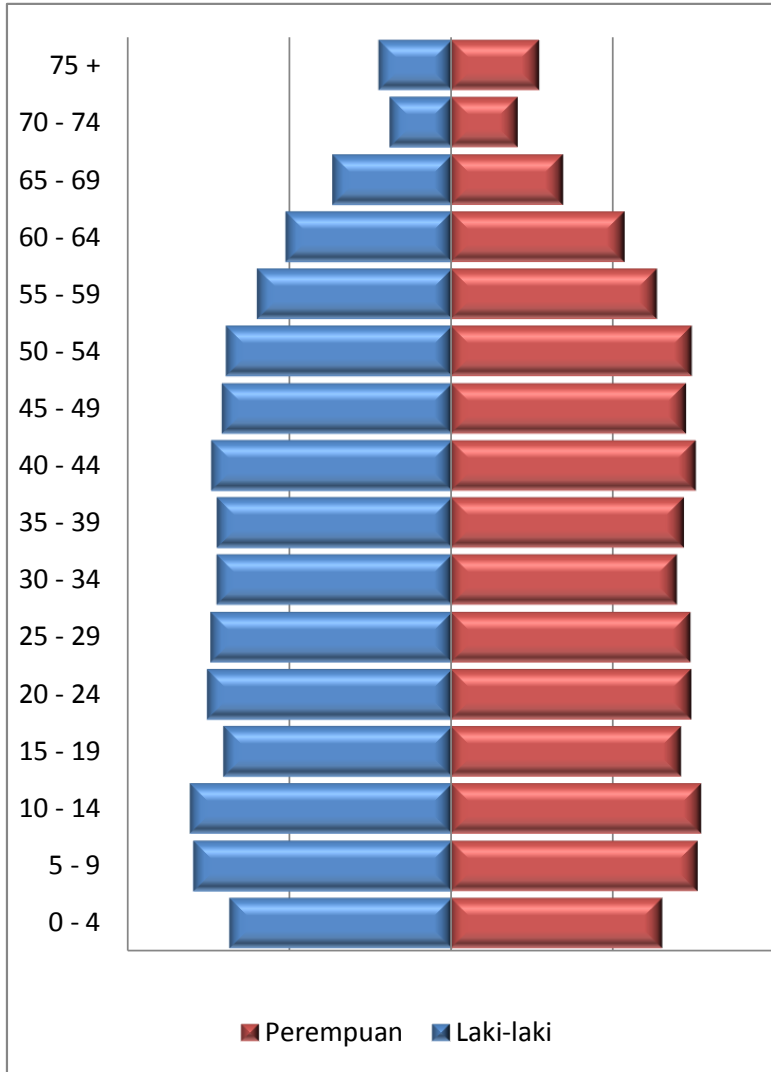
Sumber Data : Dinas Kependudukan dan Pencatatan Sipil Kabupaten Temanggung

*Data Source: Office of Population and Civil Registration of Temanggung Regency*

Keterangan : Data baru sehingga belum ada time seriesnya

*Note : New data so there is no time series yet*

**Piramida Penduduk Kabupaten Temanggung, 2020**  
*Population Pyramid of Temanggung Regency, 2020*



**Tabel/Table 3.1.2**  
**Jumlah Penduduk Menurut Kelompok Umur**  
**dan Jenis Kelamin Menurut Kecamatan**  
**di Kabupaten Temanggung, 2020**

*District Population by Age and Gender in Temanggung Regency, 2020*

| Kecamatan /<br><i>District</i> | 0 - 4                      |                              |                          | 5 - 9                      |                              |                          |
|--------------------------------|----------------------------|------------------------------|--------------------------|----------------------------|------------------------------|--------------------------|
|                                | Laki-laki /<br><i>Male</i> | Perempuan<br><i>/ Female</i> | Jumlah /<br><i>Total</i> | Laki-laki /<br><i>Male</i> | Perempuan<br><i>/ Female</i> | Jumlah /<br><i>Total</i> |
| (1)                            | (2)                        | (3)                          | (4)                      | (5)                        | (6)                          | (7)                      |
| 1. Parakan                     | 1 878                      | 1 713                        | 3 591                    | 2 188                      | 2 075                        | 4 263                    |
| 2. Kledung                     | 1 039                      | 946                          | 1 985                    | 1 161                      | 1 117                        | 2 278                    |
| 3. Bansari                     | 843                        | 757                          | 1 600                    | 953                        | 972                          | 1 925                    |
| 4. Bulu                        | 1 679                      | 1 647                        | 3 326                    | 2 018                      | 1 863                        | 3 881                    |
| 5. Temanggung                  | 2 650                      | 2 524                        | 5 174                    | 3 241                      | 3 055                        | 6 296                    |
| 6. Tlogomulyo                  | 874                        | 738                          | 1 612                    | 985                        | 865                          | 1 850                    |
| 7. Tembarak                    | 1 207                      | 1 095                        | 2 302                    | 1 311                      | 1 282                        | 2 593                    |
| 8. Selopampang                 | 695                        | 670                          | 1 365                    | 883                        | 843                          | 1 726                    |
| 9. Kranggan                    | 1 722                      | 1 564                        | 3 286                    | 1 985                      | 1 885                        | 3 870                    |
| 10. Pringsurat                 | 1 715                      | 1 671                        | 3 386                    | 1 979                      | 1 950                        | 3 929                    |
| 11. Kaloran                    | 1 503                      | 1 373                        | 2 876                    | 1 736                      | 1 663                        | 3 399                    |
| 12. Kandangan                  | 1 825                      | 1 784                        | 3 609                    | 2 278                      | 2 009                        | 4 287                    |
| 13. Kedu                       | 2 066                      | 1 962                        | 4 028                    | 2 370                      | 2 305                        | 4 675                    |
| 14. Ngadirejo                  | 2 080                      | 1 939                        | 4 019                    | 2 381                      | 2 184                        | 4 565                    |
| 15. Jumo                       | 1 018                      | 934                          | 1 952                    | 1 057                      | 1 060                        | 2 117                    |
| 16. Gemawang                   | 1 151                      | 1 041                        | 2 192                    | 1 334                      | 1 259                        | 2 593                    |
| 17. Candiroto                  | 1 141                      | 1 110                        | 2 251                    | 1 277                      | 1 120                        | 2 397                    |
| 18. Bejen                      | 721                        | 670                          | 1 391                    | 844                        | 736                          | 1 580                    |
| 19. Tretep                     | 723                        | 737                          | 1 460                    | 893                        | 814                          | 1 707                    |
| 20. Wonobojo                   | 932                        | 842                          | 1 774                    | 1 033                      | 990                          | 2 023                    |
| Jumlah/ <i>Total</i> 2020      | 27 462                     | 25 717                       | 53 179                   | 31 907                     | 30 047                       | 61 954                   |
| 2019                           | 27 581                     | 25 718                       | 53 299                   | 32 556                     | 30 527                       | 63 083                   |

Sumber Data : Dinas Kependudukan dan Pencatatan Sipil Kabupaten Temanggung

Source : *Office of Population and Civil Registration of Temanggung Regency*

**Tabel/Table 3.1.2**  
**Lanjutan/Continued**

| Kecamatan /<br><i>District</i> | 10 - 14                    |                              |                          | 15 - 19                    |                              |                          |
|--------------------------------|----------------------------|------------------------------|--------------------------|----------------------------|------------------------------|--------------------------|
|                                | Laki-laki /<br><i>Male</i> | Perempuan /<br><i>Female</i> | Jumlah /<br><i>Total</i> | Laki-laki /<br><i>Male</i> | Perempuan /<br><i>Female</i> | Jumlah /<br><i>Total</i> |
| (1)                            | (8)                        | (9)                          | (10)                     | (11)                       | (12)                         | (13)                     |
| 1. Parakan                     | 2 207                      | 2 090                        | 4 297                    | 2 054                      | 1 973                        | 4 027                    |
| 2. Kledung                     | 1 126                      | 1 072                        | 2 198                    | 907                        | 849                          | 1 756                    |
| 3. Bansari                     | 926                        | 913                          | 1 839                    | 844                        | 811                          | 1 655                    |
| 4. Bulu                        | 2 003                      | 1 829                        | 3 832                    | 1 634                      | 1 697                        | 3 331                    |
| 5. Temanggung                  | 3 498                      | 3 375                        | 6 873                    | 3 286                      | 3 140                        | 6 426                    |
| 6. Tlogomulyo                  | 980                        | 879                          | 1 859                    | 828                        | 842                          | 1 670                    |
| 7. Tembarak                    | 1 368                      | 1 298                        | 2 666                    | 1 119                      | 1 145                        | 2 264                    |
| 8. Selopampang                 | 837                        | 831                          | 1 668                    | 707                        | 695                          | 1 402                    |
| 9. Kranggan                    | 1 989                      | 1 868                        | 3 857                    | 1 685                      | 1 646                        | 3 331                    |
| 10. Pringsurat                 | 2 145                      | 1 954                        | 4 099                    | 1 832                      | 1 932                        | 3 764                    |
| 11. Kaloran                    | 1 711                      | 1 596                        | 3 307                    | 1 576                      | 1 534                        | 3 110                    |
| 12. Kandangan                  | 2 318                      | 2 125                        | 4 443                    | 1 981                      | 1 839                        | 3 820                    |
| 13. Kedu                       | 2 420                      | 2 254                        | 4 674                    | 2 137                      | 2 068                        | 4 205                    |
| 14. Ngadirejo                  | 2 305                      | 2 178                        | 4 483                    | 2 022                      | 2 071                        | 4 093                    |
| 15. Jumo                       | 1 184                      | 1 122                        | 2 306                    | 959                        | 1 056                        | 2 015                    |
| 16. Gemawang                   | 1 392                      | 1 356                        | 2 748                    | 1 136                      | 1 209                        | 2 345                    |
| 17. Candiroto                  | 1 218                      | 1 202                        | 2 420                    | 1 153                      | 1 122                        | 2 275                    |
| 18. Bejen                      | 877                        | 802                          | 1 679                    | 703                        | 775                          | 1 478                    |
| 19. Tretep                     | 855                        | 755                          | 1 610                    | 732                        | 682                          | 1 414                    |
| 20. Wonobojo                   | 1 005                      | 1 011                        | 2 016                    | 897                        | 959                          | 1 856                    |
| Jumlah/ <i>Total</i> 2020      | 32 364                     | 30 510                       | 62 874                   | 28 192                     | 28 045                       | 56 237                   |
| 2019                           | 30 900                     | 29 277                       | 60 177                   | 26 239                     | 26 023                       | 52 262                   |

Sumber Data : Dinas Kependudukan dan Pencatatan Sipil Kabupaten Temanggung  
Source : *Office of Population and Civil Registration of Temanggung Regency*

**Tabel/Table 3.1.2**  
**Lanjutan/Continued**

| Kecamatan /<br>District | 20 - 24             |                       |                   | 25 - 29             |                       |                   |
|-------------------------|---------------------|-----------------------|-------------------|---------------------|-----------------------|-------------------|
|                         | Laki-laki /<br>Male | Perempuan<br>/ Female | Jumlah /<br>Total | Laki-laki /<br>Male | Perempuan<br>/ Female | Jumlah /<br>Total |
| (1)                     | (14)                | (15)                  | (16)              | (17)                | (18)                  | (19)              |
| 1. Parakan              | 2 094               | 2 039                 | 4 133             | 2 064               | 1 928                 | 3 992             |
| 2. Kledung              | 916                 | 933                   | 1 849             | 911                 | 1 031                 | 1 942             |
| 3. Bansari              | 880                 | 853                   | 1 733             | 848                 | 806                   | 1 654             |
| 4. Bulu                 | 1 920               | 1 776                 | 3 696             | 1 790               | 1 791                 | 3 581             |
| 5. Temanggung           | 3 279               | 3 170                 | 6 449             | 3 095               | 2 997                 | 6 092             |
| 6. Tlogomulyo           | 825                 | 845                   | 1 670             | 830                 | 895                   | 1 725             |
| 7. Tembarak             | 1 184               | 1 130                 | 2 314             | 1 260               | 1 173                 | 2 433             |
| 8. Selopampang          | 790                 | 788                   | 1 578             | 768                 | 816                   | 1 584             |
| 9. Kranggan             | 1 856               | 1 748                 | 3 604             | 1 745               | 1 826                 | 3 571             |
| 10. Pringsurat          | 2 011               | 1 904                 | 3 915             | 1 968               | 1 946                 | 3 914             |
| 11. Kaloran             | 1 694               | 1 684                 | 3 378             | 1 777               | 1 733                 | 3 510             |
| 12. Kandangan           | 1 903               | 1 889                 | 3 792             | 1 947               | 1 884                 | 3 831             |
| 13. Kedu                | 2 265               | 2 123                 | 4 388             | 2 389               | 2 201                 | 4 590             |
| 14. Ngadirejo           | 2 140               | 2 131                 | 4 271             | 2 162               | 2 063                 | 4 225             |
| 15. Jumo                | 1 153               | 1 115                 | 2 268             | 1 114               | 1 118                 | 2 232             |
| 16. Gemawang            | 1 287               | 1 209                 | 2 496             | 1 239               | 1 193                 | 2 432             |
| 17. Candiroto           | 1 265               | 1 187                 | 2 452             | 1 243               | 1 182                 | 2 425             |
| 18. Bejen               | 845                 | 881                   | 1 726             | 857                 | 847                   | 1 704             |
| 19. Tretep              | 813                 | 835                   | 1 648             | 785                 | 789                   | 1 574             |
| 20. Wonobojo            | 1 090               | 995                   | 2 085             | 981                 | 937                   | 1 918             |
| Jumlah/Total 2020       | 30 210              | 29 235                | 59 445            | 29 773              | 29 156                | 58 929            |
| 2019                    | 30 049              | 29 020                | 59 069            | 29 262              | 28 568                | 57 830            |

Sumber Data : Dinas Kependudukan dan Pencatatan Sipil Kabupaten Temanggung  
Source : Office of Population and Civil Registration of Temanggung Regency

**Tabel/Table 3.1.2**  
**Lanjutan/Continued**

| Kecamatan /<br>District | 30 - 34             |                       |                   | 35 - 39             |                       |                   |
|-------------------------|---------------------|-----------------------|-------------------|---------------------|-----------------------|-------------------|
|                         | Laki-laki /<br>Male | Perempuan<br>/ Female | Jumlah /<br>Total | Laki-laki /<br>Male | Perempuan<br>/ Female | Jumlah /<br>Total |
| (1)                     | (20)                | (21)                  | (22)              | (23)                | (24)                  | (25)              |
| 1. Parakan              | 1 937               | 1 759                 | 3 696             | 2 007               | 1 997                 | 4 004             |
| 2. Kledung              | 1 047               | 1 000                 | 2 047             | 1 216               | 1 117                 | 2 333             |
| 3. Bansari              | 863                 | 776                   | 1 639             | 931                 | 920                   | 1 851             |
| 4. Bulu                 | 1 901               | 1 658                 | 3 559             | 1 685               | 1 672                 | 3 357             |
| 5. Temanggung           | 2 902               | 2 865                 | 5 767             | 2 971               | 2 984                 | 5 955             |
| 6. Tlogomulyo           | 890                 | 879                   | 1 769             | 881                 | 806                   | 1 687             |
| 7. Tembarak             | 1 235               | 1 123                 | 2 358             | 1 110               | 1 054                 | 2 164             |
| 8. Selopampang          | 812                 | 704                   | 1 516             | 693                 | 703                   | 1 396             |
| 9. Kranggan             | 1 792               | 1 857                 | 3 649             | 1 900               | 1 844                 | 3 744             |
| 10. Pringsurat          | 1 807               | 1 889                 | 3 696             | 1 848               | 1 877                 | 3 725             |
| 11. Kaloran             | 1 662               | 1 608                 | 3 270             | 1 645               | 1 639                 | 3 284             |
| 12. Kandangan           | 2 026               | 1 869                 | 3 895             | 1 988               | 1 959                 | 3 947             |
| 13. Kedu                | 2 181               | 2 041                 | 4 222             | 2 111               | 2 060                 | 4 171             |
| 14. Ngadirejo           | 2 046               | 1 866                 | 3 912             | 2 132               | 2 068                 | 4 200             |
| 15. Jumo                | 1 090               | 1 044                 | 2 134             | 1 032               | 977                   | 2 009             |
| 16. Gemawang            | 1 267               | 1 228                 | 2 495             | 1 196               | 1 242                 | 2 438             |
| 17. Candiroto           | 1 125               | 1 096                 | 2 221             | 1 164               | 1 047                 | 2 211             |
| 18. Bejen               | 815                 | 738                   | 1 553             | 727                 | 715                   | 1 442             |
| 19. Tretep              | 795                 | 681                   | 1 476             | 835                 | 823                   | 1 658             |
| 20. Wonobojo            | 887                 | 846                   | 1 733             | 941                 | 889                   | 1 830             |
| Jumlah/Total 2020       | 29 080              | 27 527                | 56 607            | 29 013              | 28 393                | 57 406            |
| 2019                    | 29 033              | 27 414                | 56 447            | 29 561              | 29 224                | 58 785            |

Sumber Data : Dinas Kependudukan dan Pencatatan Sipil Kabupaten Temanggung  
Source : Office of Population and Civil Registration of Temanggung Regency

**Tabel/Table 3.1.2**  
**Lanjutan/Continued**

| Kecamatan /<br>District | 40 - 44             |                       |                   | 45 - 49             |                       |                   |
|-------------------------|---------------------|-----------------------|-------------------|---------------------|-----------------------|-------------------|
|                         | Laki-laki /<br>Male | Perempuan<br>/ Female | Jumlah /<br>Total | Laki-laki /<br>Male | Perempuan<br>/ Female | Jumlah /<br>Total |
| (1)                     | (26)                | (27)                  | (28)              | (29)                | (30)                  | (31)              |
| 1. Parakan              | 2 083               | 2 084                 | 4 167             | 1 895               | 1 934                 | 3 829             |
| 2. Kledung              | 1 277               | 1 207                 | 2 484             | 1 053               | 941                   | 1 994             |
| 3. Bansari              | 982                 | 928                   | 1 910             | 840                 | 823                   | 1 663             |
| 4. Bulu                 | 1 787               | 1 853                 | 3 640             | 1 911               | 1 875                 | 3 786             |
| 5. Temanggung           | 2 844               | 3 004                 | 5 848             | 2 660               | 2 934                 | 5 594             |
| 6. Tlogomulyo           | 864                 | 839                   | 1 703             | 851                 | 776                   | 1 627             |
| 7. Tembarak             | 1 135               | 1 144                 | 2 279             | 1 116               | 1 027                 | 2 143             |
| 8. Selopampang          | 728                 | 763                   | 1 491             | 749                 | 700                   | 1 449             |
| 9. Kranggan             | 1 750               | 1 848                 | 3 598             | 1 716               | 1 884                 | 3 600             |
| 10. Pringsurat          | 1 945               | 1 998                 | 3 943             | 1 914               | 1 946                 | 3 860             |
| 11. Kaloran             | 1 725               | 1 755                 | 3 480             | 1 679               | 1 738                 | 3 417             |
| 12. Kandangan           | 2 003               | 1 887                 | 3 890             | 1 730               | 1 795                 | 3 525             |
| 13. Kedu                | 2 171               | 2 139                 | 4 310             | 2 042               | 2 157                 | 4 199             |
| 14. Ngadirejo           | 2 122               | 2 119                 | 4 241             | 1 995               | 1 931                 | 3 926             |
| 15. Jumo                | 1 032               | 1 038                 | 2 070             | 1 156               | 1 109                 | 2 265             |
| 16. Gemawang            | 1 422               | 1 348                 | 2 770             | 1 321               | 1 282                 | 2 603             |
| 17. Candiroto           | 1 183               | 1 209                 | 2 392             | 1 213               | 1 223                 | 2 436             |
| 18. Bejen               | 804                 | 807                   | 1 611             | 777                 | 805                   | 1 582             |
| 19. Tretep              | 885                 | 894                   | 1 779             | 813                 | 725                   | 1 538             |
| 20. Wonobojo            | 984                 | 992                   | 1 976             | 997                 | 983                   | 1 980             |
| Jumlah/Total 2020       | 29 726              | 29 856                | 59 582            | 28 428              | 28 588                | 57 016            |
| 2019                    | 29 439              | 29 601                | 59 040            | 28 916              | 29 519                | 58 435            |

Sumber Data : Dinas Kependudukan dan Pencatatan Sipil Kabupaten Temanggung  
Source : Office of Population and Civil Registration of Temanggung Regency

**Tabel/Table 3.1.2**  
**Lanjutan/Continued**

| Kecamatan /<br>District | 50 - 54             |                       |                   | 55 - 59             |                       |                   |
|-------------------------|---------------------|-----------------------|-------------------|---------------------|-----------------------|-------------------|
|                         | Laki-laki /<br>Male | Perempuan<br>/ Female | Jumlah /<br>Total | Laki-laki /<br>Male | Perempuan<br>/ Female | Jumlah /<br>Total |
| (1)                     | (32)                | (33)                  | (34)              | (35)                | (36)                  | (37)              |
| 1. Parakan              | 1 845               | 1 990                 | 3 835             | 1 605               | 1 687                 | 3 292             |
| 2. Kledung              | 895                 | 857                   | 1 752             | 739                 | 806                   | 1 545             |
| 3. Bansari              | 851                 | 864                   | 1 715             | 768                 | 821                   | 1 589             |
| 4. Bulu                 | 1 825               | 1 732                 | 3 557             | 1 477               | 1 459                 | 2 936             |
| 5. Temanggung           | 2 882               | 3 181                 | 6 063             | 2 553               | 2 860                 | 5 413             |
| 6. Tlogomulyo           | 767                 | 822                   | 1 589             | 672                 | 715                   | 1 387             |
| 7. Tembarak             | 1 061               | 1 102                 | 2 163             | 816                 | 898                   | 1 714             |
| 8. Selopampang          | 623                 | 706                   | 1 329             | 541                 | 591                   | 1 132             |
| 9. Kranggan             | 1 763               | 1 926                 | 3 689             | 1 486               | 1 570                 | 3 056             |
| 10. Pringsurat          | 1 977               | 2 119                 | 4 096             | 1 741               | 1 663                 | 3 404             |
| 11. Kaloran             | 1 679               | 1 793                 | 3 472             | 1 432               | 1 568                 | 3 000             |
| 12. Kandangan           | 1 731               | 1 876                 | 3 607             | 1 492               | 1 691                 | 3 183             |
| 13. Kedu                | 2 035               | 2 144                 | 4 179             | 1 755               | 1 831                 | 3 586             |
| 14. Ngadirejo           | 1 980               | 2 053                 | 4 033             | 1 783               | 1 809                 | 3 592             |
| 15. Jumo                | 1 145               | 1 201                 | 2 346             | 1 003               | 1 026                 | 2 029             |
| 16. Gemawang            | 1 178               | 1 172                 | 2 350             | 953                 | 879                   | 1 832             |
| 17. Candiroto           | 1 195               | 1 315                 | 2 510             | 1 101               | 1 102                 | 2 203             |
| 18. Bejen               | 775                 | 790                   | 1 565             | 684                 | 741                   | 1 425             |
| 19. Tretep              | 710                 | 751                   | 1 461             | 626                 | 584                   | 1 210             |
| 20. Wonobojo            | 964                 | 961                   | 1 925             | 815                 | 802                   | 1 617             |
| Jumlah/Total 2020       | 27 881              | 29 355                | 57 236            | 24 042              | 25 103                | 49 145            |
| 2019                    | 28 169              | 29 882                | 58 051            | 24 018              | 25 111                | 49 129            |

Sumber Data : Dinas Kependudukan dan Pencatatan Sipil Kabupaten Temanggung  
Source : Office of Population and Civil Registration of Temanggung Regency



**Tabel/Table 3.1.2**  
**Lanjutan/Continued**

| Kecamatan /<br>District | 60 - 64             |                       |                   | 65 - 69             |                       |                   |
|-------------------------|---------------------|-----------------------|-------------------|---------------------|-----------------------|-------------------|
|                         | Laki-laki /<br>Male | Perempuan<br>/ Female | Jumlah /<br>Total | Laki-laki /<br>Male | Perempuan<br>/ Female | Jumlah /<br>Total |
| (1)                     | (38)                | (39)                  | (40)              | (41)                | (42)                  | (43)              |
| 1. Parakan              | 1 308               | 1 386                 | 2 694             | 957                 | 909                   | 1 866             |
| 2. Kledung              | 705                 | 749                   | 1 454             | 541                 | 458                   | 999               |
| 3. Bansari              | 725                 | 672                   | 1 397             | 495                 | 428                   | 923               |
| 4. Bulu                 | 1 243               | 1 230                 | 2 473             | 954                 | 811                   | 1 765             |
| 5. Temanggung           | 2 239               | 2 264                 | 4 503             | 1 564               | 1 548                 | 3 112             |
| 6. Tlogomulyo           | 630                 | 574                   | 1 204             | 430                 | 365                   | 795               |
| 7. Tembarak             | 816                 | 728                   | 1 544             | 563                 | 488                   | 1 051             |
| 8. Selopampang          | 500                 | 565                   | 1 065             | 363                 | 412                   | 775               |
| 9. Kranggan             | 1 238               | 1 365                 | 2 603             | 846                 | 783                   | 1 629             |
| 10. Pringsurat          | 1 357               | 1 335                 | 2 692             | 886                 | 798                   | 1 684             |
| 11. Kaloran             | 1 240               | 1 231                 | 2 471             | 873                 | 846                   | 1 719             |
| 12. Kandangan           | 1 323               | 1 399                 | 2 722             | 950                 | 836                   | 1 786             |
| 13. Kedu                | 1 562               | 1 500                 | 3 062             | 1 079               | 981                   | 2 060             |
| 14. Ngadirejo           | 1 392               | 1 497                 | 2 889             | 1 092               | 977                   | 2 069             |
| 15. Jumo                | 853                 | 884                   | 1 737             | 610                 | 587                   | 1 197             |
| 16. Gemawang            | 832                 | 876                   | 1 708             | 609                 | 580                   | 1 189             |
| 17. Candiroto           | 831                 | 931                   | 1 762             | 650                 | 651                   | 1 301             |
| 18. Bejen               | 574                 | 581                   | 1 155             | 419                 | 376                   | 795               |
| 19. Tretep              | 514                 | 580                   | 1 094             | 407                 | 340                   | 747               |
| 20. Wonobojo            | 691                 | 759                   | 1 450             | 532                 | 479                   | 1 011             |
| Jumlah/Total 2020       | 20 573              | 21 106                | 41 679            | 14 820              | 13 653                | 28 473            |
| 2019                    | 19 844              | 19 633                | 39 477            | 14 899              | 13 494                | 28 393            |

Sumber Data : Dinas Kependudukan dan Pencatatan Sipil Kabupaten Temanggung  
Source : Office of Population and Civil Registration of Temanggung Regency

**Tabel/Table 3.1.2**  
**Lanjutan/Continued**

| Kecamatan /<br>District | 70 - 74             |                       |                   | 75 +                |                       |                   |
|-------------------------|---------------------|-----------------------|-------------------|---------------------|-----------------------|-------------------|
|                         | Laki-laki /<br>Male | Perempuan<br>/ Female | Jumlah /<br>Total | Laki-laki /<br>Male | Perempuan<br>/ Female | Jumlah /<br>Total |
| 1                       | (44)                | (45)                  | (46)              | (47)                | (48)                  | (49)              |
| 1. Parakan              | 451                 | 522                   | 973               | 521                 | 717                   | 1 238             |
| 2. Kledung              | 352                 | 334                   | 686               | 339                 | 368                   | 707               |
| 3. Bansari              | 257                 | 286                   | 543               | 305                 | 357                   | 662               |
| 4. Bulu                 | 472                 | 487                   | 959               | 545                 | 616                   | 1 161             |
| 5. Temanggung           | 711                 | 861                   | 1 572             | 838                 | 1 163                 | 2 001             |
| 6. Tlogomulyo           | 243                 | 193                   | 436               | 234                 | 270                   | 504               |
| 7. Tembarak             | 296                 | 289                   | 585               | 334                 | 367                   | 701               |
| 8. Selopampang          | 202                 | 225                   | 427               | 247                 | 315                   | 562               |
| 9. Kranggan             | 427                 | 497                   | 924               | 539                 | 704                   | 1 243             |
| 10. Pringsurat          | 485                 | 510                   | 995               | 642                 | 714                   | 1 356             |
| 11. Kaloran             | 488                 | 522                   | 1 010             | 630                 | 732                   | 1 362             |
| 12. Kandangan           | 458                 | 527                   | 985               | 633                 | 693                   | 1 326             |
| 13. Kedu                | 581                 | 598                   | 1 179             | 638                 | 769                   | 1 407             |
| 14. Ngadirejo           | 494                 | 566                   | 1 060             | 580                 | 763                   | 1 343             |
| 15. Jumo                | 358                 | 375                   | 733               | 378                 | 384                   | 762               |
| 16. Gemawang            | 338                 | 352                   | 690               | 432                 | 454                   | 886               |
| 17. Candiroto           | 340                 | 394                   | 734               | 406                 | 461                   | 867               |
| 18. Bejen               | 199                 | 200                   | 399               | 275                 | 333                   | 608               |
| 19. Tretep              | 228                 | 183                   | 411               | 239                 | 212                   | 451               |
| 20. Wonobojo            | 322                 | 268                   | 590               | 392                 | 364                   | 756               |
| Jumlah/Total 2020       | 7 702               | 8 189                 | 15 891            | 9 147               | 10 756                | 19 903            |
| 2019                    | 7 521               | 8 012                 | 15 533            | 10 700              | 11 554                | 22 254            |

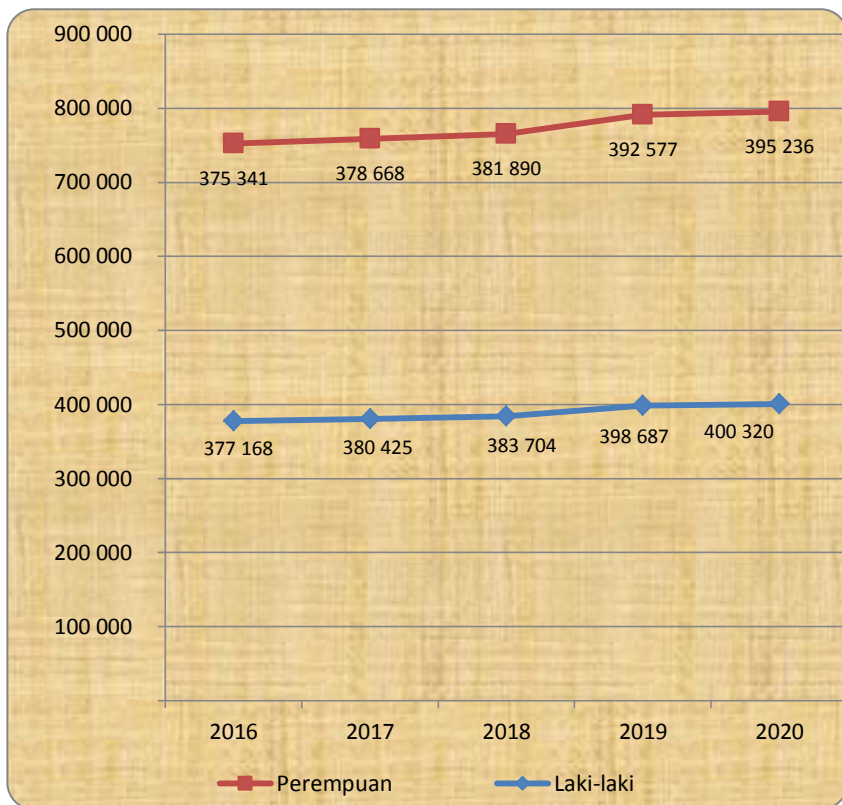
Sumber Data : Dinas Kependudukan dan Pencatatan Sipil Kabupaten Temanggung  
Source : Office of Population and Civil Registration of Temanggung Regency

**Tabel/Table 3.1.2**  
**Lanjutan/Continued**

| Kecamatan /<br>District | Jumlah / Total   |                    |                |         |
|-------------------------|------------------|--------------------|----------------|---------|
|                         | Laki-laki / Male | Perempuan / Female | Jumlah / Total |         |
| (1)                     | (50)             | (51)               | (52)           |         |
| 1. Parakan              | 27 094           | 26 803             | 53 897         |         |
| 2. Kledung              | 14 224           | 13 785             | 28 009         |         |
| 3. Bansari              | 12 311           | 11 987             | 24 298         |         |
| 4. Bulu                 | 24 844           | 23 996             | 48 840         |         |
| 5. Temanggung           | 41 213           | 41 925             | 83 138         |         |
| 6. Tlogomulyo           | 11 784           | 11 303             | 23 087         |         |
| 7. Tembarak             | 15 931           | 15 343             | 31 274         |         |
| 8. Selopampang          | 10 138           | 10 327             | 20 465         |         |
| 9. Kranggan             | 24 439           | 24 815             | 49 254         |         |
| 10. Pringsurat          | 26 252           | 26 206             | 52 458         |         |
| 11. Kaloran             | 23 050           | 23 015             | 46 065         |         |
| 12. Kandangan           | 26 586           | 26 062             | 52 648         |         |
| 13. Kedu                | 29 802           | 29 133             | 58 935         |         |
| 14. Ngadirejo           | 28 706           | 28 215             | 56 921         |         |
| 15. Jumo                | 15 142           | 15 030             | 30 172         |         |
| 16. Gemawang            | 17 087           | 16 680             | 33 767         |         |
| 17. Candiroto           | 16 505           | 16 352             | 32 857         |         |
| 18. Bejen               | 10 896           | 10 797             | 21 693         |         |
| 19. Tretep              | 10 853           | 10 385             | 21 238         |         |
| 20. Wonobojo            | 13 463           | 13 077             | 26 540         |         |
| Jumlah/Total            | 2020             | 400 320            | 395 236        | 795 556 |
|                         | 2019             | 398 687            | 392 577        | 793 264 |

Sumber Data : Dinas Kependudukan dan Pencatatan Sipil Kabupaten Temanggung  
Source : Office of Population and Civil Registration of Temanggung Regency

**Grafik/figure 3.1.**  
 Perkembangan Jumlah Penduduk Menurut Jenis Kelamin  
 di Kabupaten Temanggung, 2019 - 2020  
*Temanggung Regency Population Growth by Gender, 2019 - 2020*



Keterangan : Data tahun 2016-2018 menggunakan data BPS Kabupaten Temanggung sedangkan tahun 2019 dan 2020 menggunakan data dari Dinas Kependudukan dan Pencatatan Sipil Kabupaten Temanggung

**Tabel/Table 3.3.1**  
**Jumlah Penduduk Usia 0 - 17 Tahun dan Kepemilikan Akte Kelahiran**  
**di Kab Temanggung, 2020**  
*Total Population Age 0-17 Years and Ownership of Birth Certificate*  
*in Temanggung Regency, 2020*

| <b>Kecamatan /<br/>District</b> | <b>Jumlah Anak Usia 0-17/<br/>Population Age 0-17 Years</b> |         | <b>Kepemilikan Akte Kelahiran<br/>Usia 0-17</b> |         |
|---------------------------------|-------------------------------------------------------------|---------|-------------------------------------------------|---------|
| (1)                             | (2)                                                         | (3)     | (4)                                             | (5)     |
| 1. Parakan                      |                                                             | 14 553  |                                                 | 14 049  |
| 2. Kledung                      |                                                             | 7 488   |                                                 | 7 188   |
| 3. Bansari                      |                                                             | 6 332   |                                                 | 6 162   |
| 4. Bulu                         |                                                             | 13 016  |                                                 | 12 710  |
| 5. Temanggung                   |                                                             | 22 250  |                                                 | 21 944  |
| 6. Tlogomulyo                   |                                                             | 6 305   |                                                 | 6 136   |
| 7. Tembarak                     |                                                             | 8 979   |                                                 | 8 747   |
| 8. Selopampang                  |                                                             | 5 644   |                                                 | 5 469   |
| 9. Kranggan                     |                                                             | 13 028  |                                                 | 12 596  |
| 10. Pringsurat                  |                                                             | 13 721  |                                                 | 13 447  |
| 11. Kaloran                     |                                                             | 11 421  |                                                 | 10 986  |
| 12. Kandangan                   |                                                             | 14 672  |                                                 | 14 177  |
| 13. Kedu                        |                                                             | 16 012  |                                                 | 15 183  |
| 14. Ngadirejo                   |                                                             | 15 492  |                                                 | 14 892  |
| 15. Jumo                        |                                                             | 7 581   |                                                 | 7 306   |
| 16. Gemawang                    |                                                             | 8 985   |                                                 | 8 492   |
| 17. Candiroto                   |                                                             | 8 403   |                                                 | 8 108   |
| 18. Bejen                       |                                                             | 5 545   |                                                 | 5 398   |
| 19. Tretep                      |                                                             | 5 613   |                                                 | 5 404   |
| 20. Wonoboyo                    |                                                             | 6 979   |                                                 | 6 726   |
| Jumlah/Total 2020               |                                                             | 212 019 |                                                 | 205 120 |
|                                 | 2019                                                        |         | 204 901                                         | 197 743 |
|                                 | 2018                                                        |         | 194 308                                         | 185 856 |

Sumber Data : Dinas Kependudukan dan Pencatatan Sipil Kabupaten Temanggung  
*Data Source: Office of Population and Civil Registration of Temanggung Regency*

**Tabel/Table 3.3.2**  
**Jumlah Anak Usia 0-17 dan Belum memiliki Akta Kelahiran**  
**di Kabupaten Temanggung 2020**

*Number of Children Ages 0-17 and not yet have a Birth Certificate  
and not yet have a Birth Certificate in Temanggung Regency, 2020*

| Kecamatan /<br>District | Jumlah Anak Usia 0-17/<br>Population Age 0-17 Years | Belum Berakta<br>Usia 0-17 |
|-------------------------|-----------------------------------------------------|----------------------------|
| (1)                     | (2)                                                 | (3)                        |
| 1. Parakan              | 14 553                                              | 504                        |
| 2. Kledung              | 7 488                                               | 300                        |
| 3. Bansari              | 6 332                                               | 170                        |
| 4. Bulu                 | 13 016                                              | 306                        |
| 5. Temanggung           | 22 250                                              | 306                        |
| 6. Tlogomulyo           | 6 305                                               | 169                        |
| 7. Tembarak             | 8 979                                               | 232                        |
| 8. Selopampang          | 5 644                                               | 175                        |
| 9. Kranggan             | 13 028                                              | 432                        |
| 10. Pringsurat          | 13 721                                              | 274                        |
| 11. Kaloran             | 11 421                                              | 435                        |
| 12. Kandangan           | 14 672                                              | 495                        |
| 13. Kedu                | 16 012                                              | 829                        |
| 14. Ngadirejo           | 15 492                                              | 600                        |
| 15. Jumo                | 7 581                                               | 275                        |
| 16. Gemawang            | 8 985                                               | 493                        |
| 17. Candiroto           | 8 403                                               | 295                        |
| 18. Bejen               | 5 545                                               | 147                        |
| 19. Tretep              | 5 613                                               | 209                        |
| 20. Wonobojo            | 6 979                                               | 253                        |
| <hr/>                   |                                                     |                            |
| Jumlah/Total 2020       | 212 019                                             | 6 899                      |
| 2019                    | 204 901                                             | 7 158                      |
| 2018                    | 194 308                                             | 8 452                      |

Sumber Data : Dinas Kependudukan dan Pencatatan Sipil Kabupaten Temanggung  
Data Source: Office of Population and Civil Registration of Temanggung Regency

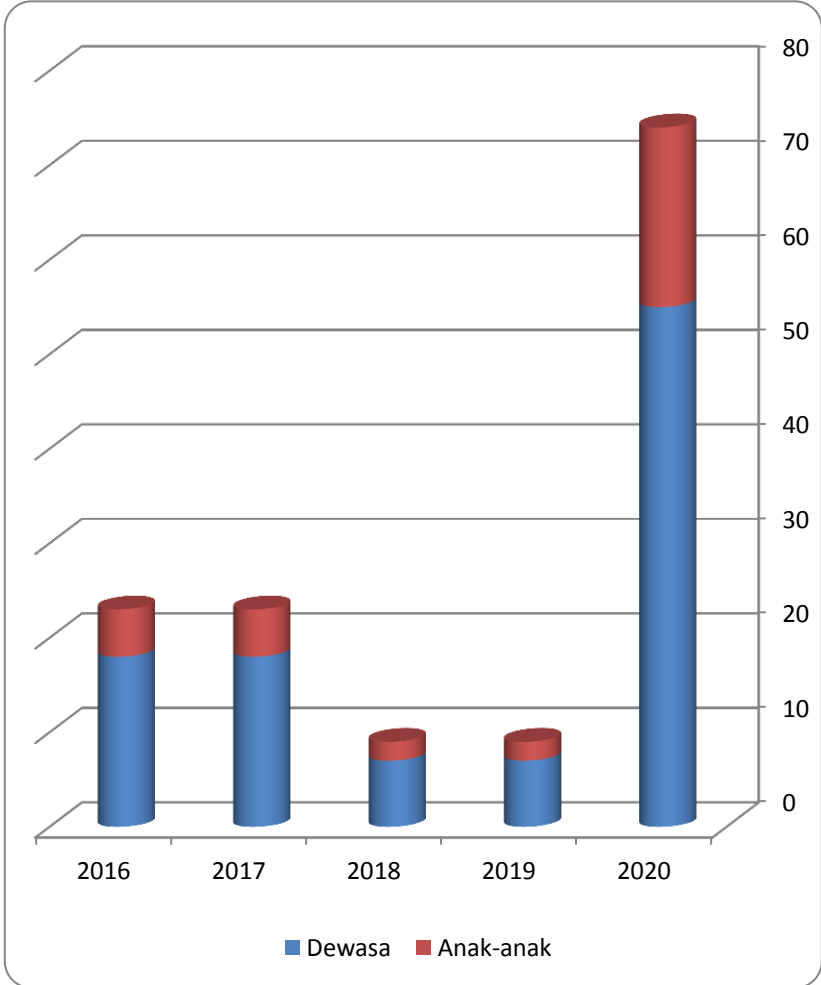
**Tabel / Table 3.3.3**  
**Jumlah Penduduk WNA Menurut Jenis Kelamin,**  
**Dewasa dan Anak-anak dan Kecamatan**  
**di Kabupaten Temanggung, 2020**

*Composition of Foreign Population by Age Groups in Temanggung Regency, 2020*

| Kecamatan /<br>District | Dewasa / Adult      |                       | Anak-anak / Child   |                       | Jumlah<br>Total |
|-------------------------|---------------------|-----------------------|---------------------|-----------------------|-----------------|
|                         | Laki-laki /<br>Male | Perempuan<br>/ Female | Laki-laki /<br>Male | Perempuan<br>/ Female |                 |
|                         | (1)                 | (2)                   | (3)                 | (4)                   |                 |
| 1. Parakan              | 2                   | 1                     | 0                   | 0                     | 3               |
| 2. Kledung              | 0                   | 0                     | 0                   | 0                     | 0               |
| 3. Bansari              | 0                   | 0                     | 0                   | 0                     | 0               |
| 4. Bulu                 | 0                   | 0                     | 0                   | 0                     | 0               |
| 5. Temanggung           | 20                  | 4                     | 0                   | 0                     | 24              |
| 6. Tlogomulyo           | 0                   | 0                     | 0                   | 0                     | 0               |
| 7. Tembarak             | 0                   | 0                     | 0                   | 0                     | 0               |
| 8. Selopampang          | 0                   | 0                     | 0                   | 0                     | 0               |
| 9. Kranggan             | 23                  | 11                    | 0                   | 0                     | 34              |
| 10. Pringsurat          | 3                   | 2                     | 0                   | 0                     | 5               |
| 11. Kaloran             | 1                   | 0                     | 0                   | 0                     | 1               |
| 12. Kandangan           | 0                   | 0                     | 0                   | 0                     | 0               |
| 13. Kedu                | 0                   | 0                     | 0                   | 0                     | 0               |
| 14. Ngadirejo           | 2                   | 0                     | 0                   | 0                     | 2               |
| 15. Jumo                | 0                   | 0                     | 0                   | 0                     | 0               |
| 16. Gemawang            | 1                   | 0                     | 0                   | 0                     | 1               |
| 17. Candiroto           | 2                   | 1                     | 0                   | 0                     | 3               |
| 18. Bejen               | 1                   | 0                     | 0                   | 0                     | 1               |
| 19. Tretep              | 0                   | 0                     | 0                   | 0                     | 0               |
| 20. Wonobojo            | 0                   | 0                     | 0                   | 0                     | 0               |
| Jumlah/Total 2020       | 55                  | 19                    | 0                   | 0                     | 74              |
| 2019                    | 7                   | 3                     | 0                   | 0                     | 10              |
| 2018                    | 7                   | 2                     | 0                   | 0                     | 9               |
| 2017                    | 18                  | 5                     | 0                   | 0                     | 23              |
| 2016                    | 18                  | 5                     | 0                   | 0                     | 23              |

Sumber Data : Dinas Kependudukan dan Pencatatan Sipil Kabupaten Temanggung  
 Data Source: Office of Population and Civil Registration of Temanggung Regency

**Grafik/figure 3.2.**  
**Perkembangan Jumlah WNA Dewasa**  
**di Kabupaten Temanggung, 2016 - 2020**  
*The gross of Adult Foreign in Temanggung Regency, 2016 - 2020*





Tabel/Table 3.4.1  
 Angka Kelahiran Kasar (CBR) per 1000 Penduduk  
 Menurut Kecamatan di Kabupaten Temanggung, 2020  
*Gross Birth of Rate by 1000 Population in Temanggung Regency, 2020*

| Kecamatan / District | Penduduk                                 |         | Kelahiran / Birth | CBR *) |
|----------------------|------------------------------------------|---------|-------------------|--------|
|                      | Pertengahan Tahun/<br>Population midyear |         |                   |        |
| (1)                  | (2)                                      | (3)     | (4)               |        |
| 1. Parakan           | 53 897                                   | 404     | 7,66              |        |
| 2. Kledung           | 28 009                                   | 229     | 9,24              |        |
| 3. Bansari           | 24 298                                   | 636     | 28,31             |        |
| 4. Bulu              | 48 840                                   | 840     | 17,33             |        |
| 5. Temanggung        | 83 138                                   | 338     | 4,07              |        |
| 6. Tlogomulyo        | 23 087                                   | 514     | 21,93             |        |
| 7. Tembarak          | 31 274                                   | 436     | 14,47             |        |
| 8. Selopampang       | 20 465                                   | 360     | 19,00             |        |
| 9. Kranggan          | 49 254                                   | 429     | 8,91              |        |
| 10. Pringsurat       | 52 458                                   | 453     | 8,89              |        |
| 11. Kaloran          | 46 065                                   | 147     | 3,56              |        |
| 12. Kandangan        | 52 648                                   | 217     | 4,35              |        |
| 13. Kedu             | 58 935                                   | 416     | 7,06              |        |
| 14. Ngadirejo        | 56 921                                   | 254     | 4,74              |        |
| 15. Jumo             | 30 172                                   | 761     | 25,96             |        |
| 16. Gemawang         | 33 767                                   | 164     | 4,96              |        |
| 17. Candiroto        | 32 857                                   | 223     | 7,22              |        |
| 18. Bejen            | 21 693                                   | 237     | 11,73             |        |
| 19. Tretep           | 21 238                                   | 176     | 8,71              |        |
| 20. Wonobojo         | 26 540                                   | 212     | 8,45              |        |
| Jumlah/Total         | 2020                                     | 795 556 | 7 446             | 9,72   |
|                      | 2018                                     | 791 264 | 7 446             | 9,72   |
|                      | 2017                                     | 759 128 | 7 133             | 9,4    |
|                      | 2016                                     | 752 509 | 4 826             | 6,41   |
|                      | 2015                                     | 745 778 | 7 022             | 9,42   |

Sumber Data : Dinas Kependudukan dan Pencatatan Sipil Kabupaten Temanggung

Data Source: Office of Population and Civil Registration of Temanggung Regency

Keterangan: Data CBR dari data BPS menggunakan angka tahun 2019

**Tabel/Table 3.5.1**  
**Angka Kematian Kasar (CDR) per 1000 Penduduk**  
**Menurut Kecamatan di Kabupaten Temanggung, 2020**  
**Gross Death of Rate by 1000 Population in Temanggung Regency, 2020**

| Kecamatan / District | Penduduk Pertengahan Tahun/ Population mid year | Kematian/ Death | CDR   |
|----------------------|-------------------------------------------------|-----------------|-------|
| (1)                  | (2)                                             | (3)             | (4)   |
| 1. Parakan           | 53 588                                          | 207             | 3,95  |
| 2. Kledung           | 27 902                                          | 432             | 17,45 |
| 3. Bansari           | 24 203                                          | 434             | 19,39 |
| 4. Bulu              | 48 785                                          | 488             | 10,17 |
| 5. Temanggung        | 83 157                                          | 446             | 5,42  |
| 6. Tlogomulyo        | 22 832                                          | 329             | 14,20 |
| 7. Tembarak          | 31 107                                          | 317             | 10,62 |
| 8. Selopampang       | 20 175                                          | 328             | 17,44 |
| 9. Kranggan          | 49 021                                          | 668             | 14,05 |
| 10. Pringsurat       | 52 122                                          | 502             | 9,96  |
| 11. Kaloran          | 45 631                                          | 155             | 3,77  |
| 12. Kandangan        | 52 160                                          | 130             | 2,63  |
| 13. Kedu             | 58 889                                          | 495             | 8,50  |
| 14. Ngadirejo        | 56 233                                          | 356             | 6,69  |
| 15. Jumo             | 30 002                                          | 158             | 5,43  |
| 16. Gemawang         | 33 612                                          | 133             | 4,06  |
| 17. Candiroto        | 32 956                                          | 85              | 2,77  |
| 18. Bejen            | 21 482                                          | 128             | 6,38  |
| 19. Tretep           | 21 113                                          | 293             | 14,58 |
| 20. Wonoboyo         | 26 294                                          | 113             | 4,53  |
| Jumlah/Total 2020    | 791 264                                         | 6 197           | 8,16  |

Sumber Data : Dinas Kependudukan dan Pencatatan Sipil Kabupaten Temanggung

Data Source: Office of Population and Civil Registration of Temanggung Regency

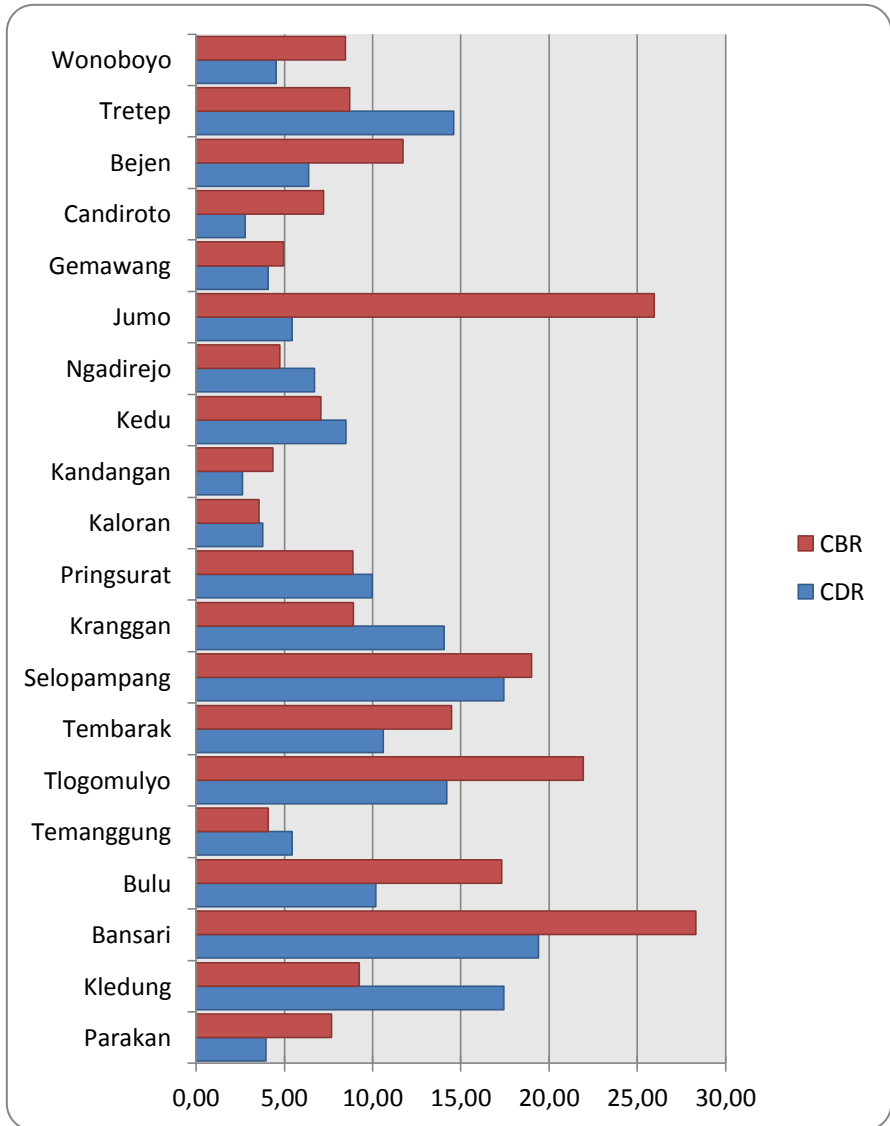
Keterangan: Data CDR dari data BPS menggunakan angka tahun sebelumnya

Grafik/figure : 3.3

Angka Kelahiran Kasar (GBR) dan Angka Kematian Kasar (GDR)

Menurut Kecamatan di Kabupaten Temanggung, 2020\*

Comparison of Gross Birth Rate an Gross Death Rate in Temanggung Regency, 2020\*



Keterangan: \*) Data CDR dari data BPS menggunakan angka tahun sebelumnya

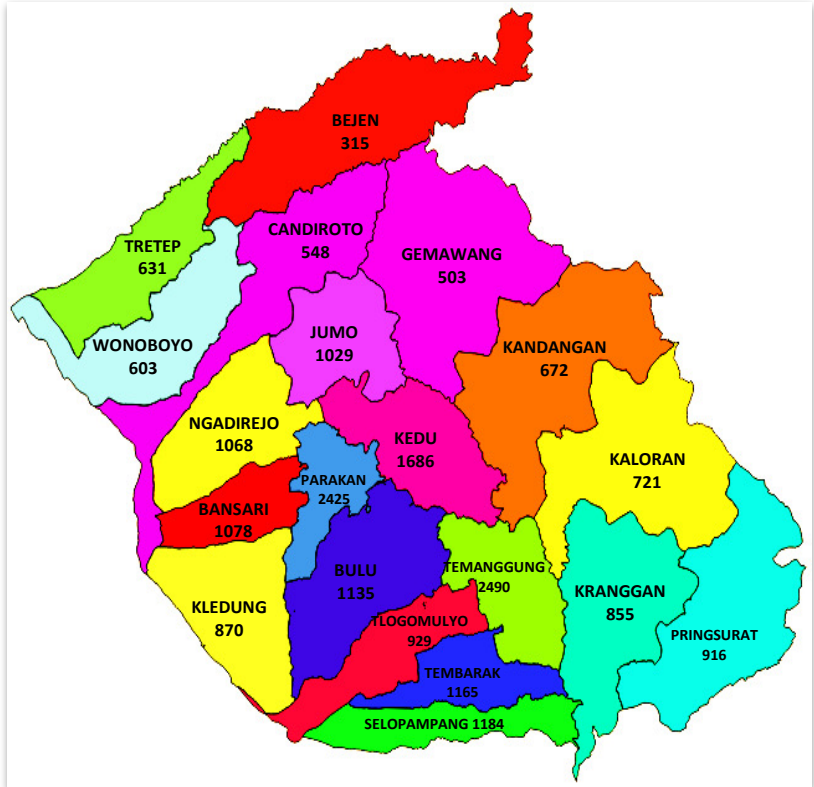
**Tabel/Table 3.6.1**  
**Distribusi dan kepadatan Penduduk**  
**Menurut Kecamatan di Kabupaten Temanggung, 2020**  
*Population Density in Temanggung Regency, 2020*

| Kecamatan         | Luas Wilayah<br>(Km2) | Jumlah<br>Penduduk | Distribusi<br>Penduduk (%) | Penduduk per<br>Km2 |
|-------------------|-----------------------|--------------------|----------------------------|---------------------|
| (1)               | (2)                   | (3)                | (4)                        | (5)                 |
| 1. Parakan        | 22,23                 | 53 897             | 6,77                       | 2 425               |
| 2. Kledung        | 32,21                 | 28 009             | 3,52                       | 870                 |
| 3. Bansari        | 22,53                 | 24 298             | 3,05                       | 1 078               |
| 4. Bulu           | 43,04                 | 48 840             | 6,14                       | 1 135               |
| 5. Temanggung     | 33,39                 | 83 138             | 10,45                      | 2 490               |
| 6. Tlogomulyo     | 24,84                 | 23 087             | 2,90                       | 929                 |
| 7. Tembarak       | 26,84                 | 31 274             | 3,93                       | 1 165               |
| 8. Selopampang    | 17,29                 | 20 465             | 2,57                       | 1 184               |
| 9. Kranggan       | 57,61                 | 49 254             | 6,19                       | 855                 |
| 10. Pringsurat    | 57,27                 | 52 458             | 6,59                       | 916                 |
| 11. Kaloran       | 63,92                 | 46 065             | 5,79                       | 721                 |
| 12. Kandangan     | 78,36                 | 52 648             | 6,62                       | 672                 |
| 13. Kedu          | 34,96                 | 58 935             | 7,41                       | 1 686               |
| 14. Ngadirejo     | 53,31                 | 56 921             | 7,15                       | 1 068               |
| 15. Jumo          | 29,32                 | 30 172             | 3,79                       | 1 029               |
| 16. Gemawang      | 67,11                 | 33 767             | 4,24                       | 503                 |
| 17. Candiroto     | 59,94                 | 32 857             | 4,13                       | 548                 |
| 18. Bejen         | 68,84                 | 21 693             | 2,73                       | 315                 |
| 19. Tretep        | 33,65                 | 21 238             | 2,67                       | 631                 |
| 20. Wonobojo      | 43,98                 | 26 540             | 3,34                       | 603                 |
| Jumlah/Total 2020 | 871                   | 795 556            |                            | 913                 |
| 2019              | 871                   | 791 264            |                            | 908                 |

Sumber Data : Dinas Kependudukan dan Pencatatan Sipil Kabupaten Temanggung  
*Source : Office of Population and Civil Registration of Temanggung Regency*

**Peta Kepadatan Penduduk Menurut Kecamatan  
di Kabupaten Temanggung, 2020 (jiwa/km<sup>2</sup>)**

*Population Density Map by District of Temanggung Regency, 2020 (people/km<sup>2</sup>)*



**Peta Distribusi Penduduk Menurut Kecamatan  
di Kabupaten Temanggung, 2020 (persen)**  
*Population Distribution Map of Temanggung Regency, 2020 (people/km<sup>2</sup>)*



**Tabel/Table 3.7.1**  
**Banyaknya Penduduk dan Rumah Tangga**  
**Menurut Kecamatan di Kabupaten Temanggung, 2020**

*The Number of Residents and Households of Temanggung Districts, 2020*

| Kecamatan/<br><i>District</i> | Penduduk /<br><i>Population</i>                                    | Rumah Tangga /<br><i>Household</i> | Rata-rata<br>Penduduk Per<br>Rumah Tangga/<br><i>The Average<br/>Population per<br/>Household</i> |
|-------------------------------|--------------------------------------------------------------------|------------------------------------|---------------------------------------------------------------------------------------------------|
| (1)                           | (2)                                                                | (3)                                | (4)                                                                                               |
| 1. Parakan                    | 53 897                                                             | 17 471                             | 3,08                                                                                              |
| 2. Kledung                    | 28 009                                                             | 9 430                              | 2,97                                                                                              |
| 3. Bansari                    | 24 298                                                             | 8 035                              | 3,02                                                                                              |
| 4. Bulu                       | 48 840                                                             | 16 193                             | 3,02                                                                                              |
| 5. Temanggung                 | 83 138                                                             | 26 896                             | 3,09                                                                                              |
| 6. Tlogomulyo                 | 23 087                                                             | 7 647                              | 3,02                                                                                              |
| 7. Tembarak                   | 31 274                                                             | 9 774                              | 3,20                                                                                              |
| 8. Selopampang                | 20 465                                                             | 6 488                              | 3,15                                                                                              |
| 9. Kranggan                   | 49 254                                                             | 16 536                             | 2,98                                                                                              |
| 10. Pringsurat                | 52 458                                                             | 17 489                             | 3,00                                                                                              |
| 11. Kaloran                   | 46 065                                                             | 15 658                             | 2,94                                                                                              |
| 12. Kandangan                 | 52 648                                                             | 17 117                             | 3,08                                                                                              |
| 13. Kedu                      | 58 935                                                             | 19 573                             | 3,01                                                                                              |
| 14. Ngadirejo                 | 56 921                                                             | 18 693                             | 3,05                                                                                              |
| 15. Jumo                      | 30 172                                                             | 10 341                             | 2,92                                                                                              |
| 16. Gemawang                  | 33 767                                                             | 11 353                             | 2,97                                                                                              |
| 17. Candiroto                 | 32 857                                                             | 11 001                             | 2,99                                                                                              |
| 18. Bejen                     | 21 693                                                             | 7 282                              | 2,98                                                                                              |
| 19. Tretep                    | 21 238                                                             | 7 067                              | 3,01                                                                                              |
| 20. Wonobojo                  | 26 540                                                             | 8 599                              | 3,09                                                                                              |
| Jumlah / Total                | 795 556                                                            | 262 643                            | 3,03                                                                                              |
| 2019                          | 791 264                                                            | 257 391                            | 3,07                                                                                              |
| Sumber Data                   | : Dinas Kependudukan dan Pencatatan Sipil Kab. Temanggung          |                                    |                                                                                                   |
| Source                        | : <i>Office of Population and Civil Registration of Temanggung</i> |                                    |                                                                                                   |

**Tabel/ Table 3.8.1**  
**Penduduk Usia 5 Tahun Keatas Menurut Pendidikan**  
**per Kecamatan di Kabupaten Temanggung, 2020**

*Highest level of Education by District of Temanggung Population 5 years and over, 2020*

| <b>Kecamatan/<br/>District</b> | <b>D IV/<br/>Sarjana<br/>Bachelor<br/>/S II/ S III</b> | <b>DI / DII /<br/>DIII<br/>Diploma</b> | <b>SLTA<br/>High<br/>School</b> | <b>SLTP<br/>Junior<br/>High<br/>School</b> | <b>SD<br/>Elemen-<br/>tary<br/>School</b> | <b>Tidak/<br/>Belum<br/>Tamat SD<br/>Not/<br/>have not<br/>complete</b> | <b>Jumlah<br/>Total</b> |         |
|--------------------------------|--------------------------------------------------------|----------------------------------------|---------------------------------|--------------------------------------------|-------------------------------------------|-------------------------------------------------------------------------|-------------------------|---------|
| (1)                            | (2)                                                    | (3)                                    | (4)                             | (5)                                        | (6)                                       | (7)                                                                     | (8)                     |         |
| 1. Parakan                     | 1 880                                                  | 1 062                                  | 8 070                           | 6 726                                      | 9 094                                     | 9 732                                                                   | 36 564                  |         |
| 2. Kledung                     | 187                                                    | 121                                    | 1 591                           | 3 485                                      | 6 830                                     | 4 540                                                                   | 16 754                  |         |
| 3. Bansari                     | 365                                                    | 194                                    | 1 723                           | 3 355                                      | 5 139                                     | 9 841                                                                   | 20 617                  |         |
| 4. Bulu                        | 963                                                    | 515                                    | 4 452                           | 5 790                                      | 9 788                                     | 15 763                                                                  | 37 271                  |         |
| 5. Temanggung                  | 5 526                                                  | 2 551                                  | 16 718                          | 10 601                                     | 16 235                                    | 12 252                                                                  | 63 883                  |         |
| 6. Tlogomulyo                  | 273                                                    | 154                                    | 1 761                           | 3 445                                      | 5 870                                     | 4 823                                                                   | 16 326                  |         |
| 7. Tembarak                    | 606                                                    | 288                                    | 3 296                           | 4 796                                      | 6 752                                     | 5 574                                                                   | 21 312                  |         |
| 8. Selopampang                 | 427                                                    | 208                                    | 2 413                           | 3 167                                      | 5 794                                     | 3 621                                                                   | 15 630                  |         |
| 9. Kranggan                    | 1 183                                                  | 591                                    | 6 752                           | 8 693                                      | 8 648                                     | 8 191                                                                   | 34 058                  |         |
| 10. Pringsurat                 | 900                                                    | 456                                    | 6 477                           | 9 519                                      | 12 459                                    | 4 498                                                                   | 34 309                  |         |
| 11. Kaloran                    | 717                                                    | 416                                    | 4 237                           | 6 931                                      | 10 245                                    | 5 466                                                                   | 28 012                  |         |
| 12. Kandangan                  | 866                                                    | 512                                    | 4 427                           | 6 676                                      | 10 197                                    | 7 024                                                                   | 29 702                  |         |
| 13. Kedu                       | 1 454                                                  | 820                                    | 6 128                           | 7 018                                      | 12 182                                    | 14 755                                                                  | 42 357                  |         |
| 14. Ngadirejo                  | 1 224                                                  | 748                                    | 6 199                           | 9 736                                      | 15 904                                    | 10 431                                                                  | 44 242                  |         |
| 15. Jumo                       | 567                                                    | 371                                    | 2 680                           | 4 165                                      | 6 987                                     | 5 733                                                                   | 20 503                  |         |
| 16. Gemawang                   | 281                                                    | 208                                    | 1 712                           | 3 896                                      | 7 871                                     | 7 727                                                                   | 21 695                  |         |
| 17. Candiroto                  | 699                                                    | 501                                    | 2 992                           | 4 176                                      | 8 176                                     | 10 073                                                                  | 26 617                  |         |
| 18. Bejen                      | 275                                                    | 208                                    | 1 900                           | 3 534                                      | 6 221                                     | 2 823                                                                   | 14 961                  |         |
| 19. Tretep                     | 108                                                    | 89                                     | 631                             | 2 726                                      | 5 912                                     | 4 796                                                                   | 14 262                  |         |
| 20. Wonoboyo                   | 251                                                    | 201                                    | 1 588                           | 4 102                                      | 8 172                                     | 4 116                                                                   | 18 430                  |         |
| umlah / Total                  | 2020                                                   | 18 752                                 | 10 214                          | 85 747                                     | 112 537                                   | 178 476                                                                 | 151 779                 | 557 505 |
|                                | 2019                                                   | 18 626                                 | 10 167                          | 82 747                                     | 110 103                                   | 180 409                                                                 | 389 212                 | 791 264 |

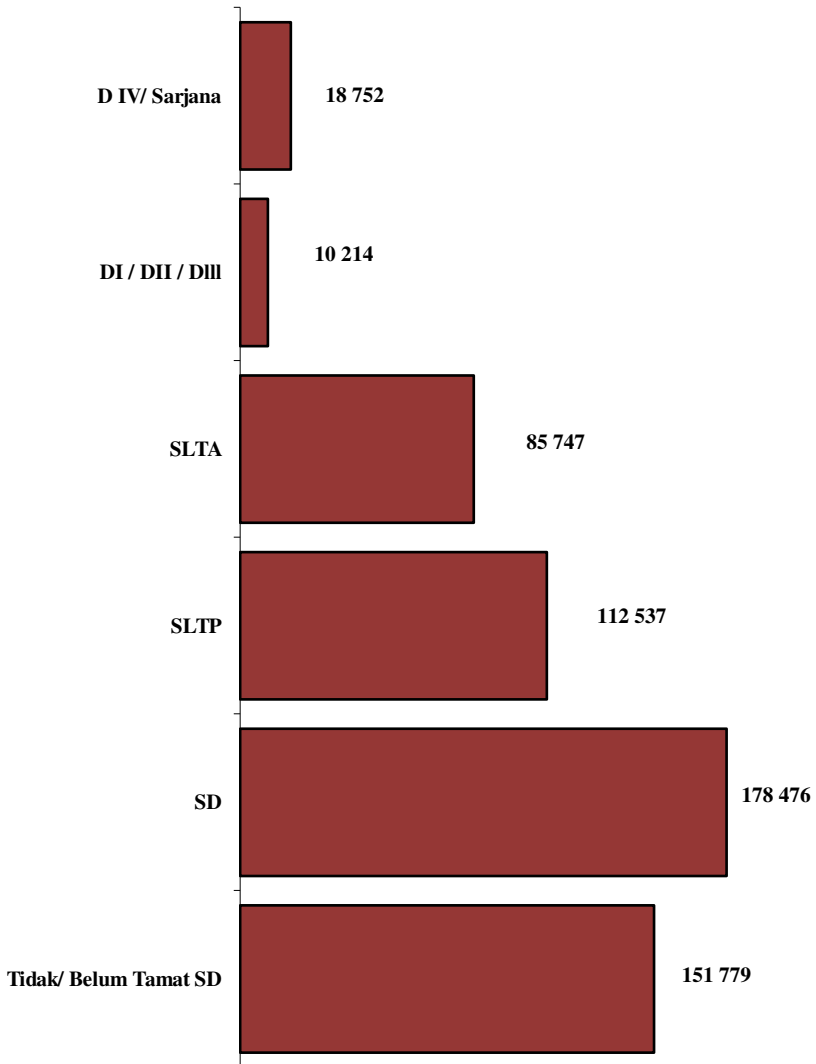
Sumber Data : Dinas Kependudukan dan Pencatatan Sipil Kabupaten Temanggung  
Source : *Office of Population and Civil Registration of Temanggung Regency*



**Grafik / Figure : 3.4.**

Penduduk Usia 5 Tahun Keatas Menurut Pendidikan  
di Kabupaten Temanggung, 2020

*Number of Population Aged 5 Years and Over by Education in Temanggung Regency, 2020*



**Tabel/ Table : 3.9.1**  
**Penduduk Usia 10 Tahun Keatas yang Bekerja**  
**Menurut Mata Pencaharian per Kecamatan**  
**di Kabupaten Temanggung, 2020**  
*Occupation of People Aged 10 years and Over By Sector, 2020*

| Kecamatan /<br><i>District</i> | Mata Pencaharian <i>Livelihood</i> |                              |                              |                              |        |
|--------------------------------|------------------------------------|------------------------------|------------------------------|------------------------------|--------|
|                                | Pertanian<br><i>/ Agriculture</i>  | Industri/<br><i>Industry</i> | Bangunan/<br><i>Building</i> | Perdagangan/<br><i>Trade</i> |        |
| (1)                            | (2)                                | (3)                          | (4)                          | (5)                          |        |
| 1. Parakan                     | 12 199                             | 4 463                        | 325                          | 4 067                        |        |
| 2. Kledung                     | 13 190                             | 1 722                        | 58                           | 768                          |        |
| 3. Bansari                     | 10 983                             | 3 549                        | 71                           | 432                          |        |
| 4. Bulu                        | 21 167                             | 3 569                        | 171                          | 1 127                        |        |
| 5. Temanggung                  | 13 045                             | 10 548                       | 372                          | 4 231                        |        |
| 6. Tlogomulyo                  | 9 790                              | 1 029                        | 128                          | 454                          |        |
| 7. Tembarak                    | 10 501                             | 2 536                        | 195                          | 883                          |        |
| 8. Selopampang                 | 7 104                              | 1 824                        | 83                           | 483                          |        |
| 9. Kranggan                    | 12 338                             | 6 885                        | 235                          | 1 702                        |        |
| 10. Pringsurat                 | 13 637                             | 7 093                        | 255                          | 1 471                        |        |
| 11. Kaloran                    | 14 557                             | 5 999                        | 184                          | 1 131                        |        |
| 12. Kandangan                  | 16 562                             | 3 970                        | 258                          | 1 482                        |        |
| 13. Kedu                       | 17 089                             | 6 212                        | 528                          | 1 796                        |        |
| 14. Ngadirejo                  | 19 588                             | 4 282                        | 293                          | 4 030                        |        |
| 15. Jumo                       | 11 008                             | 2 359                        | 293                          | 1 078                        |        |
| 16. Gemawang                   | 14 890                             | 1 970                        | 142                          | 496                          |        |
| 17. Candiroto                  | 12 181                             | 2 195                        | 143                          | 1 053                        |        |
| 18. Bejen                      | 7 053                              | 1 845                        | 117                          | 362                          |        |
| 19. Tretep                     | 11 854                             | 430                          | 32                           | 157                          |        |
| 20. Wonobojo                   | 12 217                             | 1 358                        | 118                          | 487                          |        |
| <hr/>                          |                                    |                              |                              |                              |        |
| Jumlah / Total                 | 2020                               | 260 953                      | 73 838                       | 4 001                        | 27 690 |
|                                | 2019                               | 251 669                      | 71 213                       | 3 859                        | 26 706 |

Sumber Data : Dinas Kependudukan dan Pencatatan Sipil Kabupaten Temanggung  
Source : *Office of Population and Civil Registration of Temanggung Regency*

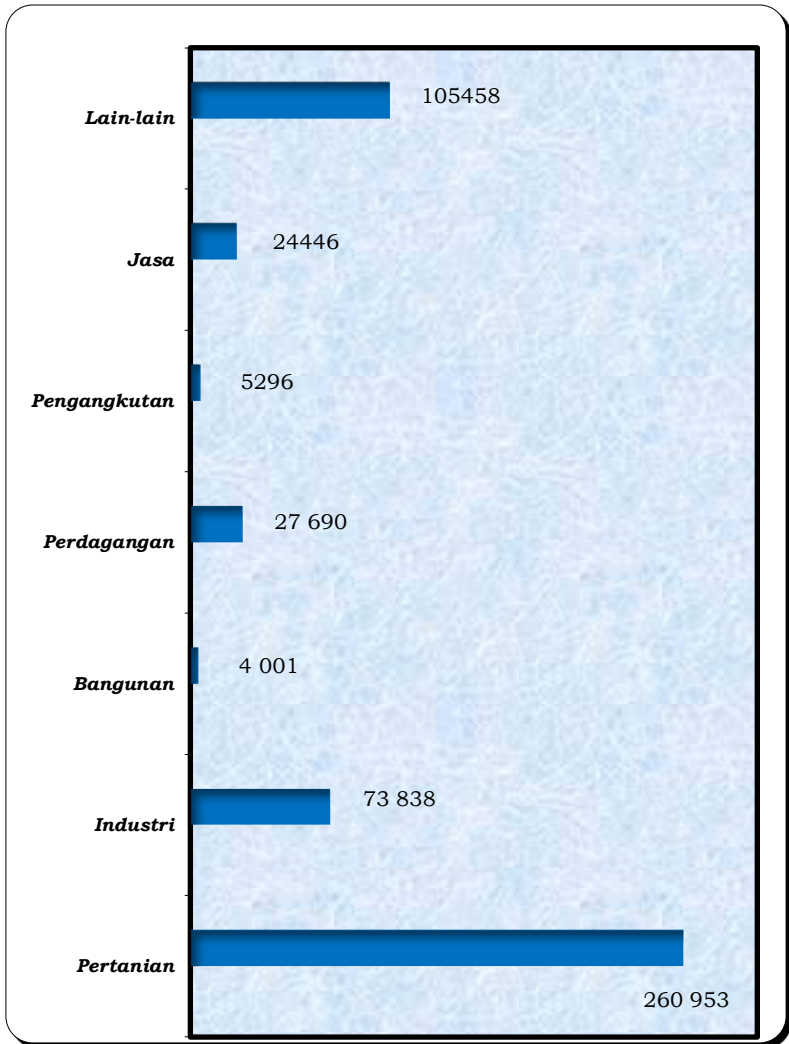
**Tabel/Table 3.9.1**  
**Lanjutan/ Continued**

| Kecamatan /<br>District | Mata Pencaharian / Livelihood |                    |                        | Jumlah /<br>Total |
|-------------------------|-------------------------------|--------------------|------------------------|-------------------|
|                         | Pengangkutan/<br>Transportasi | Jasa /<br>Services | Lain-lain /<br>Another |                   |
| (1)                     | (6)                           | (7)                | (8)                    | (9)               |
| 1. Parakan              | 514                           | 1 910              | 7 707                  | 31 185            |
| 2. Kledung              | 123                           | 431                | 2 423                  | 18 715            |
| 3. Bansari              | 41                            | 475                | 3 947                  | 19 498            |
| 4. Bulu                 | 187                           | 1 159              | 1 783                  | 29 163            |
| 5. Temanggung           | 528                           | 5 231              | 16 556                 | 50 511            |
| 6. Tlogomulyo           | 101                           | 497                | 1 295                  | 13 294            |
| 7. Tembarak             | 202                           | 884                | 3 367                  | 18 568            |
| 8. Selopampang          | 80                            | 518                | 2 812                  | 12 904            |
| 9. Kranggan             | 423                           | 1 730              | 8 464                  | 31 777            |
| 10. Pringsurat          | 483                           | 1 333              | 8 592                  | 32 864            |
| 11. Kaloran             | 345                           | 1 285              | 6 981                  | 30 482            |
| 12. Kandangan           | 478                           | 1 258              | 6 179                  | 30 187            |
| 13. Kedu                | 506                           | 1 834              | 9 069                  | 37 034            |
| 14. Ngadirejo           | 425                           | 1 658              | 7 608                  | 37 884            |
| 15. Jumo                | 213                           | 959                | 3 595                  | 19 505            |
| 16. Gemawang            | 164                           | 807                | 3 120                  | 21 589            |
| 17. Candiroto           | 208                           | 1 067              | 5 153                  | 22 000            |
| 18. Bejen               | 120                           | 497                | 2 418                  | 12 412            |
| 19. Tretep              | 32                            | 376                | 699                    | 13 580            |
| 20. Wonobojo            | 123                           | 537                | 3 690                  | 18 530            |
| Jumlah / Total          | 2020                          | 24 446             | 105 458                | 501 682           |
|                         | 2019                          | 23 577             | 101 707                | 483 840           |

Sumber Data : Dinas Kependudukan dan Pencatatan Sipil Kabupaten Temanggung  
Source : *Office of Population and Civil Registration of Temanggung Regency*

**Grafik/ figure : 3.5.**  
**Penduduk Usia 10 Tahun Keatas Menurut Pencapaian Utama**  
**di Kabupaten Temanggung, 2020**

*Occupation of People Aged 10 Years and Over by Sector, 2020*



**Tabel/Table 3.10.1**  
**Banyaknya Pegawai Negeri Sipil (PNS) Daerah Otonom**  
**di Lingkungan Pemerintahan Kabupaten Temanggung**  
**Menurut Unit Kerja dan Jenis Kelamin, 2020**

*Number of Civil Servant in Temanggung Regency by Gender, 2020*

| Unit Kerja /<br>Unit Departement          | Jenis Kelamin / Gender |                      | Jumlah/<br>Total |
|-------------------------------------------|------------------------|----------------------|------------------|
|                                           | Laki-laki/<br>Male     | Perempuan/<br>Female |                  |
| (1)                                       | (2)                    | (3)                  | (4)              |
| 1. Sekretariat Daerah                     | 89                     | 36                   | 125              |
| 2. Sekretariat DPRD                       | 16                     | 9                    | 25               |
| 3. Bappeda                                | 16                     | 21                   | 37               |
| 4. BKPSDM                                 | 23                     | 14                   | 37               |
| 5. Dinpermades                            | 18                     | 12                   | 30               |
| 6. Inspektorat                            | 16                     | 15                   | 31               |
| 7. Dinas Lingkungan Hidup                 | 90                     | 33                   | 123              |
| 8. RSUD                                   | 114                    | 245                  | 359              |
| 9. Dinas PPKBPPPA                         | 16                     | 14                   | 30               |
| 10. BPBD                                  | 6                      | 3                    | 9                |
| 11. Dinas Kependudukan & Pencatatan Sipil | 12                     | 13                   | 25               |
| 12. Dinas Kesehatan                       | 181                    | 687                  | 868              |
| 13. BPPKAD                                | 29                     | 21                   | 50               |
| 14. Dinas Pendidikan Pemuda dan Olahraga  | 1 259                  | 2 067                | 3 326            |
| 15. Dinas Perhubungan                     | 45                     | 2                    | 47               |
| 16. Dinas Kominfo                         | 20                     | 5                    | 25               |
| 17. Dinas Perindangkop dan UMKM           | 91                     | 21                   | 112              |
| 18. Dinas Pertanian dan Ketahanan Pangan  | 65                     | 64                   | 129              |
| 19. Dinas Sosial                          | 14                     | 14                   | 28               |
| 20. Dinas Tenaga Kerja                    | 25                     | 15                   | 40               |
| 21. DPUPKP                                | 133                    | 25                   | 158              |
| 22. Dinas Peternakan dan Perikanan        | 30                     | 22                   | 52               |
| 23. Dinas Kebudayaan dan Pariwisata       | 18                     | 10                   | 28               |
| 24. Dinas Kearsipan dan Perustakaan       | 11                     | 18                   | 29               |
| 25. Kantor Kesatuan Bangsa dan Politik    | 10                     | 5                    | 15               |
| 26. Dinas Satuan Polisi Pamong Praja      | 44                     | 7                    | 51               |
| 27. Sekretariat KPU                       | 1                      | 0                    | 1                |
| 28. DPMPSTP                               | 12                     | 14                   | 26               |
| <b>Sub Jumlah/ Sub Total (1 s.d.28)</b>   | <b>2 404</b>           | <b>3 412</b>         | <b>5 816</b>     |

Sumber Data : Badan Kepegawaian dan Pengembangan SDM Kabupaten Temanggung  
Source : Regional Civil Service and Human resource Develoment Agency of Temanggung Regency

**Tabel/ Table 3.10.1**  
**Lanjutan/ Continued**

| Unit Kerja / Unit Departement    | Jenis Kelamin / Gender |                      | Jumlah/<br>Total |
|----------------------------------|------------------------|----------------------|------------------|
|                                  | Laki-laki/ Male        | Perempuan/<br>Female |                  |
| (1)                              | (2)                    | (3)                  | (4)              |
| Sub Jumlah/ Sub Total (1 s.d.28) | 2 404                  | 3 412                | 5 816            |
| 29. Kecamatan Bansari            | 14                     | 5                    | 19               |
| 30. Kecamatan Bejan              | 13                     | 3                    | 17               |
| 31. Kecamatan Bulu               | 10                     | 5                    | 14               |
| 32. Kecamatan Candiroto          | 12                     | 7                    | 18               |
| 33. Kecamatan Gemawang           | 16                     | 1                    | 17               |
| 34. Kecamatan Jumo               | 10                     | 5                    | 17               |
| 35. Kecamatan Kaloran            | 8                      | 6                    | 14               |
| 36. Kecamatan Kandangan          | 11                     | 4                    | 17               |
| 37. Kecamatan Kedu               | 8                      | 8                    | 18               |
| 38. Kecamatan Kledung            | 14                     | 4                    | 19               |
| 39. Kecamatan Kranggan*)         | 17                     | 6                    | 23               |
| 40. Kecamatan Ngadirejo*)        | 21                     | 4                    | 30               |
| 41. Kecamatan Parakan*)          | 24                     | 7                    | 37               |
| 42. Kecamatan Pringsurat         | 13                     | 6                    | 18               |
| 43. Kecamatan Selopampang        | 17                     | 2                    | 18               |
| 44. Kecamatan Temanggung *)      | 88                     | 39                   | 150              |
| 45. Kecamatan Tembarak           | 9                      | 3                    | 15               |
| 46. Kecamatan Tlogomulyo         | 10                     | 5                    | 19               |
| 47. Kecamatan Tretjep            | 13                     |                      | 15               |
| 48. Kecamatan Wonobojo           | 11                     | 5                    | 16               |
| Jumlah / Total 2020              | 2 743                  | 3 537                | 6 327            |

Sumber Data : Badan Kepegawaian Pengembangan SDM Kabupaten Temanggung

Ket : \*) Termasuk PNS yang di Kelurahan

Source : Regional Civil Service and Human resource Development Agency of Temanggung Regency

Note\*) Include Regional Civil Service In Sub District

**Tabel / Table 3.10.2**  
**Banyaknya Pegawai Negeri Sipil (PNS) Daerah Otonom**  
**di Lingkungan Pemerintahan Kabupaten Temanggung**  
**Menurut Golongan dan Jenis Kelamin, 2020**

*Number of Civil Servant by Grade or Level and Sex in Temanggung Regency, 2020*

| Golongan /<br>Grade/Level | Jenis Kelamin / Sex |                      | Jumlah/<br>Total |       |
|---------------------------|---------------------|----------------------|------------------|-------|
|                           | Laki-laki/<br>Male  | Perempuan/<br>Female |                  |       |
| (1)                       | (2)                 | (3)                  | (4)              |       |
| I                         | 259                 | 33                   | 292              |       |
| II                        | 548                 | 355                  | 903              |       |
| III                       | 1230                | 2164                 | 3 394            |       |
| IV                        | 706                 | 985                  | 1 691            |       |
| Jumlah/ Total             |                     |                      |                  |       |
|                           | 2020                | 2 743                | 3 537            | 6 280 |
|                           | 2019                | 2 959                | 3 711            | 6 670 |
|                           | 2018                | 3 073                | 3 683            | 6 756 |
|                           | 2017                | 3 336                | 3 887            | 7 223 |
|                           | 2016                | 3 454                | 3 850            | 7 304 |

Sumber Data : Badan Kepegawaian dan Pengembangan SDM Kabupaten Temanggung

Source : Regional Civil Service and Human Resource Development Agency of Temanggung Regency

**Tabel / Table 3.10.3**  
**Banyaknya Pegawai Negeri Sipil (PNS) Daerah Otonom**  
**di Lingkungan Pemerintahan Kabupaten Temanggung**  
**Menurut Pendidikan yang Ditamatkan, 2020**  
*Number of Civil Servant by Education in Temanggung Regency, 2020*

| Golongan <i>Grade/Level</i>     | Jenis Kelamin/ <i>Gender</i> |                          | Jumlah/ <i>Total</i> |
|---------------------------------|------------------------------|--------------------------|----------------------|
|                                 | Laki-laki/ <i>Male</i>       | Perempuan/ <i>Female</i> |                      |
| (1)                             | (2)                          | (3)                      | (4)                  |
| <i>SD/ Elementary School</i>    | 158                          | 21                       | 179                  |
| <i>SLTP/ Junior High School</i> | 177                          | 17                       | 194                  |
| <i>SLTA/ Senior High School</i> | 588                          | 279                      | 867                  |
| <i>Diploma/ Diploma</i>         | 264                          | 740                      | 1 004                |
| <i>Sarjana/ Bachelor *)</i>     | 1 556                        | 2 480                    | 4 036                |
| <i>Jumlah/ Total</i> 2020       | 2 743                        | 3 537                    | 6 280                |
|                                 | 2 970                        | 3 700                    | 6 670                |
|                                 | 3 073                        | 3 683                    | 6 756                |
|                                 | 3 336                        | 3 877                    | 7 213                |
|                                 | 3 454                        | 3 850                    | 7 304                |

Sumber Data : Badan Kepegawaian Dan Pengembangan SDM Kabupaten Temanggung  
Source : *Regional Civil Service and HumanResource Development Agency of Temanggung Regency*  
Catatan : \*) Termasuk S1 dan S2



**Tabel/table 3.11.1.**  
**Pencari Kerja yang Mendaftarkan Diri**  
**Menurut Tingkat Pendidikan, 2020**

*Number of Registered Job Seekers by level of Education in Temanggung Regency, 2020*

| Tingkat Pendidikan yang<br>ditamatkan/<br>Level of Education | Sisa Akhir Tahun<br>2019/ <i>Remain in 2019</i> |      |                | Terdaftar Tahun<br>2020/ <i>Registered in<br/>2020</i> |       |               | Yang Telah<br>Ditempatkan/ <i>Place in<br/>Work</i> |      |                |       |
|--------------------------------------------------------------|-------------------------------------------------|------|----------------|--------------------------------------------------------|-------|---------------|-----------------------------------------------------|------|----------------|-------|
|                                                              | Lk/M                                            | Pr/F | Jml /<br>Total | Lk/M                                                   | Pr/F  | Jml/<br>total | Lk/M                                                | PR/F | Jml /<br>Total |       |
| (1)                                                          | (2)                                             | (3)  | (4)            | (5)                                                    | (6)   | (7)           | (8)                                                 | (9)  | (10)           |       |
| S D<br><i>Elementary School</i>                              | 11                                              | 3    | 14             | 8                                                      | 13    | 21            | 1                                                   | 9    | 10             |       |
| SLTP<br><i>Junior High School</i>                            | 43                                              | 16   | 59             | 41                                                     | 50    | 91            | 12                                                  | 41   | 53             |       |
| SLTA/SMK*<br><i>Senior/Vacation High School</i>              | 485                                             | 110  | 595            | 408                                                    | 387   | 795           | 220                                                 | 282  | 502            |       |
| DI/DII/DIII<br><i>Diploma</i>                                | 41                                              | 119  | 160            | 8                                                      | 45    | 53            | 6                                                   | 18   | 24             |       |
| S1<br><i>Bachelor</i>                                        | 53                                              | 148  | 201            | 45                                                     | 82    | 127           | 3                                                   | 8    | 11             |       |
| S2<br><i>Postgraduated</i>                                   | 5                                               | 3    | 8              | 1                                                      | 0     | 1             | 0                                                   | 0    | 0              |       |
| Jumlah / Total                                               | 2020                                            | 638  | 399            | 1 037                                                  | 511   | 577           | 1 088                                               | 242  | 358            | 600   |
|                                                              | 2019                                            | 606  | 352            | 958                                                    | 1 386 | 2 020         | 606                                                 | 801  | 1 556          | 2 357 |
|                                                              | 2018                                            | 841  | 631            | 1 472                                                  | 1 161 | 1 357         | 2 518                                               | 278  | 756            | 1 034 |
|                                                              | 2017                                            | 789  | 947            | 1 736                                                  | 874   | 1 107         | 1 981                                               | 277  | 940            | 1 217 |
|                                                              | 2016                                            | 339  | 258            | 597                                                    | 1 195 | 1 674         | 2 869                                               | 260  | 740            | 1 000 |

Sumber Data : Dinas Perindustrian dan Tenaga Kerja Kabupaten Temanggung

Source: *Industry and Man Power Services of Temanggung Regency*

Keterangan : \*) Termasuk STM dan SMK

**Tabel/Table 3.11.1**  
**Lanjutan/ Continued**

| Tingkat Pendidikan yang ditamatkan/ <i>Level of Education</i> | Yang Telah Dihapuskan/ <i>Being Dismissed</i> |                           |                      | Sisa Akhir Tahun 2020 (Belum Ditempatkan) <i>Remain in 2020</i> |                           |                      |       |
|---------------------------------------------------------------|-----------------------------------------------|---------------------------|----------------------|-----------------------------------------------------------------|---------------------------|----------------------|-------|
|                                                               | Laki-laki/ <i>Male</i>                        | Perempuan / <i>Female</i> | Jumlah/ <i>Total</i> | Laki-laki/ <i>Male</i>                                          | Perempuan / <i>Female</i> | Jumlah/ <i>Total</i> |       |
| (1)                                                           | (11)                                          | (12)                      | (13)                 | (14)                                                            | (15)                      | (16)                 |       |
| SD<br><i>Elementary School</i>                                | 11                                            | 4                         | 13                   | 7                                                               | 3                         | 10                   |       |
| SLTP<br><i>Junior High School</i>                             | 63                                            | 11                        | 116                  | 9                                                               | 14                        | 23                   |       |
| SLTA/SMK*<br><i>Senior/ Vocational High School</i>            | 294                                           | 176                       | 413                  | 379                                                             | 39                        | 418                  |       |
| DI/DII/DIII<br><i>Diploma</i>                                 | 18                                            | 60                        | 166                  | 25                                                              | 82                        | 107                  |       |
| S1<br><i>Bachelor</i>                                         | 32                                            | 113                       | 257                  | 63                                                              | 109                       | 172                  |       |
| S2<br><i>Postgraduated</i>                                    | 1                                             | 2                         | 5                    | 5                                                               | 1                         | 6                    |       |
| Jumlah / Total                                                | 2020                                          | 419                       | 366                  | 970                                                             | 488                       | 248                  | 736   |
|                                                               | 2019                                          | 553                       | 417                  | 970                                                             | 599                       | 369                  | 890   |
|                                                               | 2018                                          | 1 120                     | 878                  | 1 998                                                           | 606                       | 252                  | 858   |
|                                                               | 2017                                          | 545                       | 483                  | 1 028                                                           | 841                       | 631                  | 1 442 |
|                                                               | 2016                                          | 485                       | 245                  | 730                                                             | 789                       | 947                  | 1736  |

Sumber Data : Dinas Perindustrian dan Tenaga Kerja Kabupaten Temanggung  
Source : Industry and Man Power Services of Temanggung regency

**Tabel/Table 3.11.2**  
**Penempatan Tenaga Kerja Asal Kabupaten Temanggung**  
**Menurut Antar Kerja, 2020**  
*Placement of Labour from Temanggung Regency Inter Region of Work, 2020*

| <b>Jenis Antar Kerja/<br/>Level of Inter Region of Work</b> | <b>Laki-laki /<br/>Male</b> | <b>Perempuan /<br/>Female</b> | <b>Jumlah /<br/>Total</b> |       |
|-------------------------------------------------------------|-----------------------------|-------------------------------|---------------------------|-------|
| (1)                                                         | (2)                         | (3)                           | (4)                       |       |
| Antar Kerja Lokal (AKL)<br><i>Inter Local</i>               | 225                         | 256                           | 481                       |       |
| Antar Kerja Daerah (AKAD)<br><i>Inter Region</i>            | 0                           | 4                             | 4                         |       |
| Antar Kerja antar Negara (AKAN)<br><i>Inter Nation</i>      | 17                          | 100                           | 117                       |       |
| Jumlah/ Total                                               |                             |                               |                           |       |
|                                                             | 2020                        | 242                           | 360                       | 602   |
|                                                             | 2019                        | 616                           | 1 389                     | 2 005 |
|                                                             | 2018                        | 278                           | 756                       | 934   |
|                                                             | 2017                        | 277                           | 940                       | 1 217 |
|                                                             | 2016                        | 235                           | 735                       | 1 000 |

Sumber data : Dinas Perindustrian dan Tenaga Kerja kabupaten Temanggung  
Source : *Industry and Man Power Services of Temanggung Regency*

**Tabel / Table 3.12.1.**  
**Banyaknya Transmigrasi Asal Kabupaten Temanggung**  
**Menurut Provinsi Penempatan, 2020**  
*Number of Transmigrant by Destination in Other Provinces, 2020*

| <b>Jenis Transmigrasi /</b><br><i>Type of Transmigration</i> | <b>J u m l a h / Total</b>      |                         |                           |
|--------------------------------------------------------------|---------------------------------|-------------------------|---------------------------|
|                                                              | <b>KK /</b><br><i>Household</i> | <b>Jiwa / Person</b>    |                           |
|                                                              |                                 | <b>Laki-laki / Male</b> | <b>Perempuan / Female</b> |
| (1)                                                          | (2)                             | (3)                     | (4)                       |

|                                                      |   |   |   |
|------------------------------------------------------|---|---|---|
| 1. Transmigrasi Umum<br><i>Public Transmigration</i> | - | - | - |
|------------------------------------------------------|---|---|---|

|  |        |      |    |    |    |
|--|--------|------|----|----|----|
|  | Jumlah | 2020 | -  | -  | -  |
|  |        | 2019 | 5  | 12 | 8  |
|  |        | 2018 | 4  | 9  | 5  |
|  |        | 2017 | 5  | 9  | 8  |
|  |        | 2016 | 15 | 32 | 30 |

Sumber Data : Dinas Perindustrian dan Tenaga Kerja Kabupaten Temanggung  
*Source: Industry and Man Power Services of Temanggung Regency*

**Tabel / Table 3.12.2.**  
**Realisasi Pemberangkatan Transmigran**  
**Menurut Kecamatan di Kabupaten Temanggung, 2020**  
*Departure of Transmigrant by District in Temanggung Regency, 2020*

| Kecamatan / District | Realisasi / Realization |                  |                    |                |    |
|----------------------|-------------------------|------------------|--------------------|----------------|----|
|                      | KK / Household          | Jiwa / Person    |                    |                |    |
|                      |                         | Laki-laki / Male | Perempuan / Female | Jumlah / Total |    |
| (1)                  | (2)                     | (3)              | (4)                | (5)            |    |
| 1. Parakan           | 0                       | 0                | 0                  | 0              |    |
| 2. Kledung           | 0                       | 0                | 0                  | 0              |    |
| 3. Bansari           | 0                       | 0                | 0                  | 0              |    |
| 4. Bulu              | 0                       | 0                | 0                  | 0              |    |
| 5. Temanggung        | 0                       | 0                | 0                  | 0              |    |
| 6. Tlogomulyo        | 0                       | 0                | 0                  | 0              |    |
| 7. Tembarak          | 0                       | 0                | 0                  | 0              |    |
| 8. Selopampang       | 0                       | 0                | 0                  | 0              |    |
| 9. Kranggan          | 0                       | 0                | 0                  | 0              |    |
| 10. Pringsurat       | 0                       | 0                | 0                  | 0              |    |
| 11. Kaloran          | 0                       | 0                | 0                  | 0              |    |
| 12. Kandangan        | 0                       | 0                | 0                  | 0              |    |
| 13. Kedu             | 0                       | 0                | 0                  | 0              |    |
| 14. Ngadirejo        | 0                       | 0                | 0                  | 0              |    |
| 15. Jumo             | 0                       | 0                | 0                  | 0              |    |
| 16. Gemawang         | 0                       | 0                | 0                  | 0              |    |
| 17. Candiroto        | 0                       | 0                | 0                  | 0              |    |
| 18. Bejen            | 0                       | 0                | 0                  | 0              |    |
| 19. Tretep           | 0                       | 0                | 0                  | 0              |    |
| 20. Wonobojo         | 0                       | 0                | 0                  | 0              |    |
| <hr/>                |                         |                  |                    |                |    |
| Jumlah               | 2020                    | 0                | 0                  | 0              | 0  |
|                      | 2019                    | 5                | 12                 | 8              | 20 |
|                      | 2018                    | 4                | 9                  | 5              | 14 |
|                      | 2017                    | 5                | 9                  | 8              | 17 |
|                      | 2016                    | 15               | 32                 | 30             | 62 |

Sumber Data : Dinas Perindustrian dan Tenaga Kerja Kabupaten Temanggung  
Source: Industry and Man Power Services of Temanggung Regency

**Tabel/Table 3.12.3**  
**Animo Transmigrasi Menurut Daerah Asal dan Jenis Transmigrasi**  
**Menurut Kecamatan di Kabupaten Temanggung, 2020**  
*Interest for Transmigration by District in Temanggung Regency, 2020*

| Kecamatan /<br>District | Jenis Transmigrasi Umum |               |        |                |
|-------------------------|-------------------------|---------------|--------|----------------|
|                         | KK /<br>Household       | Jiwa / Person |        |                |
|                         |                         | Lk / M        | Pr / F | Jumlah / Total |
| (1)                     | (2)                     | (3)           | (4)    | (5)            |
| 1. Parakan              | 0                       | 0             | 0      | 0              |
| 2. Kledung              | 0                       | 0             | 0      | 0              |
| 3. Bansari              | 0                       | 0             | 0      | 0              |
| 4. Bulu                 | 0                       | 0             | 0      | 0              |
| 5. Temanggung           | 0                       | 0             | 0      | 0              |
| 6. Tlogomulyo           | 0                       | 0             | 0      | 0              |
| 7. Tembarak             | 0                       | 0             | 0      | 0              |
| 8. Selopampang          | 0                       | 0             | 0      | 0              |
| 9. Kranggan             | 0                       | 0             | 0      | 0              |
| 10. Pringsurat          | 0                       | 0             | 0      | 0              |
| 11. Kaloran             | 0                       | 0             | 0      | 0              |
| 12. Kandangan           | 0                       | 0             | 0      | 0              |
| 13. Kedu                | 0                       | 0             | 0      | 0              |
| 14. Ngadirejo           | 0                       | 0             | 0      | 0              |
| 15. Jumo                | 0                       | 0             | 0      | 0              |
| 16. Gemawang            | 0                       | 0             | 0      | 0              |
| 17. Candirotto          | 0                       | 0             | 0      | 0              |
| 18. Bejen               | 0                       | 0             | 0      | 0              |
| 19. Tretep              | 0                       | 0             | 0      | 0              |
| 20. Wonoboyo            | 0                       | 0             | 0      | 0              |
| Jumlah / Total 2020     | 0                       | 0             | 0      | 0              |
| 2019                    | 11                      | 0             | 0      | 0              |
| 2018                    | 35                      | 0             | 0      | 0              |
| 2017                    | 36                      | 51            | 49     | 100            |
| 2016                    | 46                      | 63            | 69     | 132            |
| 2015                    | 29                      | 54            | 52     | 106            |

Sumber Data : Dinas Perindustrian dan Tenaga Kerja Kabupaten Temanggung

Source: Industry and Man Power Services of Temanggung Regency

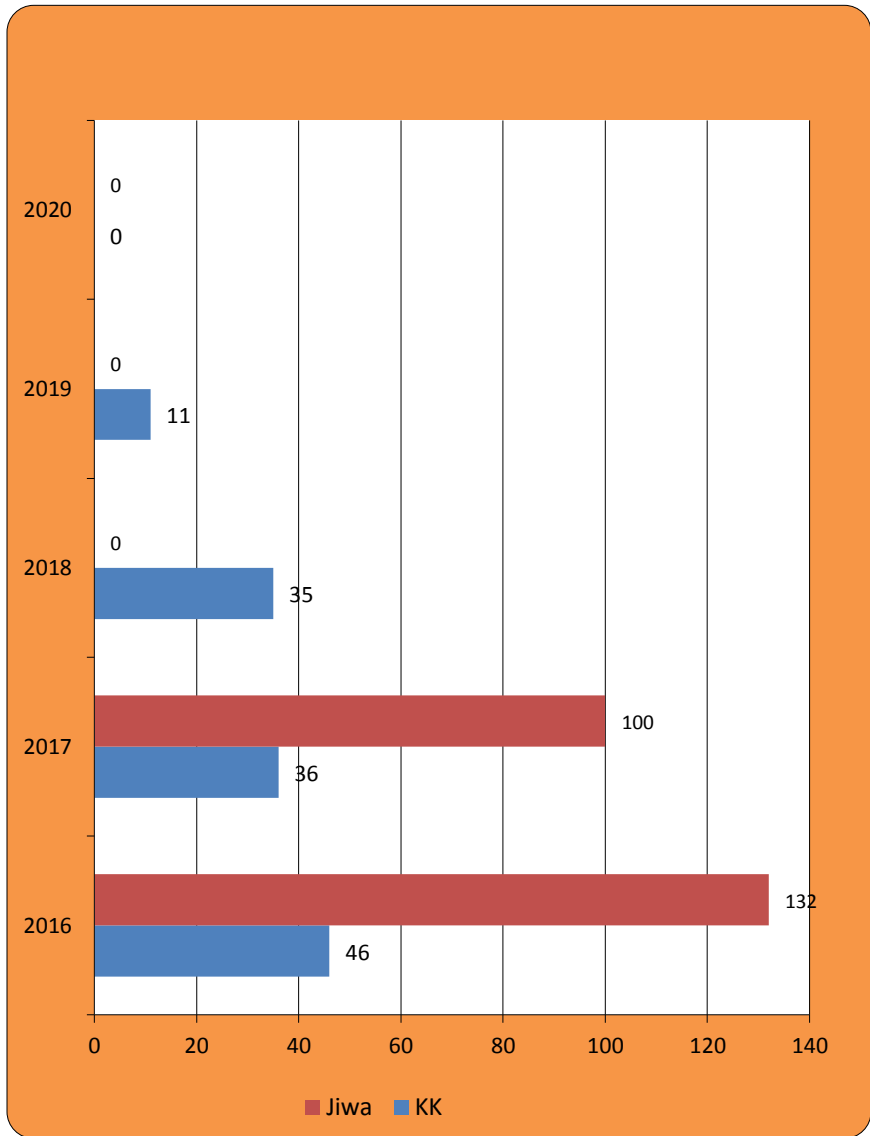
Keterangan: Pendaftaran tidak ada data jumlah anggota keluarganya, hanya dicatat data kepala keluarganya saja sesuai KTP

Grafik/ Figure 3.6.

Animo Transmigrasi Menurut Daerah Asal,

Jenis Transmigrasi dan Kecamatan di Kabupaten Temanggung, 2016-2020

Interest for Transmigration by District in Temanggung Regency, 2016-2020



**Tabel/ Table 3.13.1**  
**Bayaknya Pelayanan Akte Pada**  
**Dinas Kependudukan dan Pencatatan Sipil Kabupaten Temanggung, 2016-2020**  
*Number of Certificate Issued by Population and Civil in Temanggung Regency, 2016-2020*

| Uraian /<br>Type of Certificate                                                                    | Tahun / Year |        |        |        |        |
|----------------------------------------------------------------------------------------------------|--------------|--------|--------|--------|--------|
|                                                                                                    | 2016         | 2017   | 2018   | 2019   | 2020   |
| (1)                                                                                                | (2)          | (3)    | (4)    | (5)    | (6)    |
| 1. Kelahiran/ <i>Brith</i>                                                                         | 18 000       | 17 020 | 21 272 | 17 721 | 15 853 |
| 2. Kematian/ <i>Death</i> *)                                                                       | 10 797       | 2 289  | 5 772  | 8 689  | 5 439  |
| 3. Perkawinan/ <i>Marriage</i>                                                                     | 130          | 171    | 166    | 177    | 151    |
| 4. Perceraian/ <i>Divorce</i>                                                                      | 28           | 43     | 24     | 31     | 37     |
| 5. Pengakuan Anak dan<br>Pengesahan Anak /<br><i>Child Acknowledgment and<br/>Child Validation</i> | 2            | 6      | 4      | 0      | 1      |
| 6. Pengangkatan Anak /<br><i>Adoption</i>                                                          | 10           | 47     | 14     | 14     | 6      |
| 7. Ijin Kawin /<br><i>Married Permission</i>                                                       | 16           | 0      | 25     | 31     | 144    |

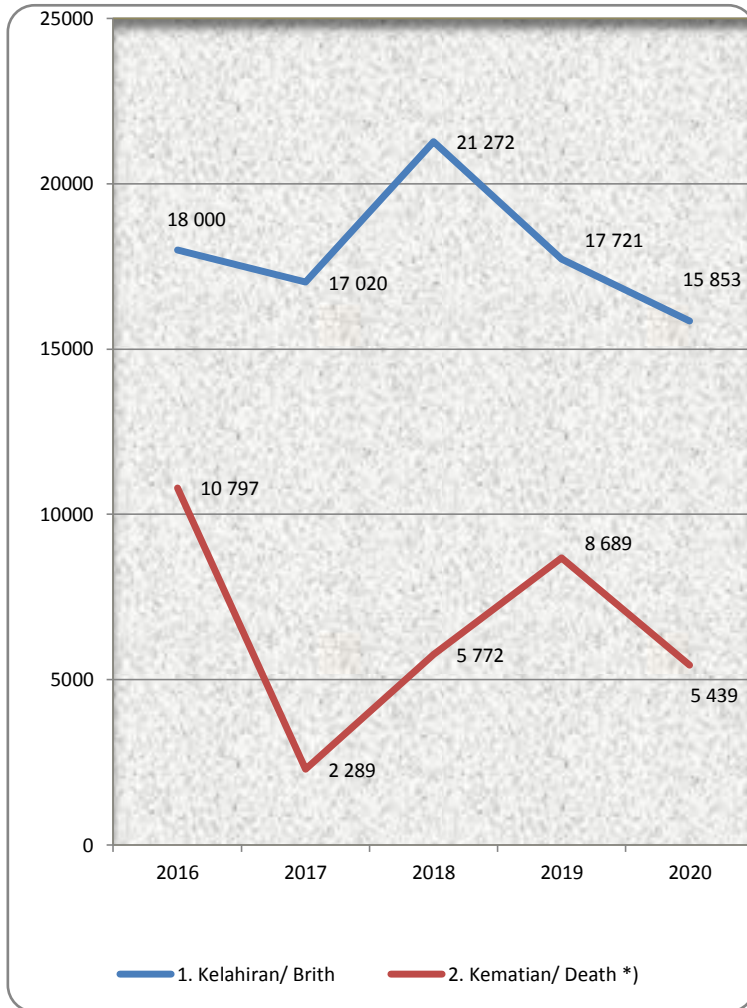
Sumber Dat : Dinas Kependudukan Dan Pencatatan Sipil Kabupaten Temanggung  
*Source : Depaterment of Population and Civil Registration of Temanggung Regency*



Grafik / Figure : 3.7.

**Banyaknya Pelayanan Akte Kelahiran dan Akte Kematian  
Pada Dinas Kependudukan dan Pencatatan Sipil  
Kabupaten Temanggung, 2020**

*Number of Birth Certificate and Death Certificate Issued in Departement op Population  
and Civil Registration of Temanggung Regency, 2020*



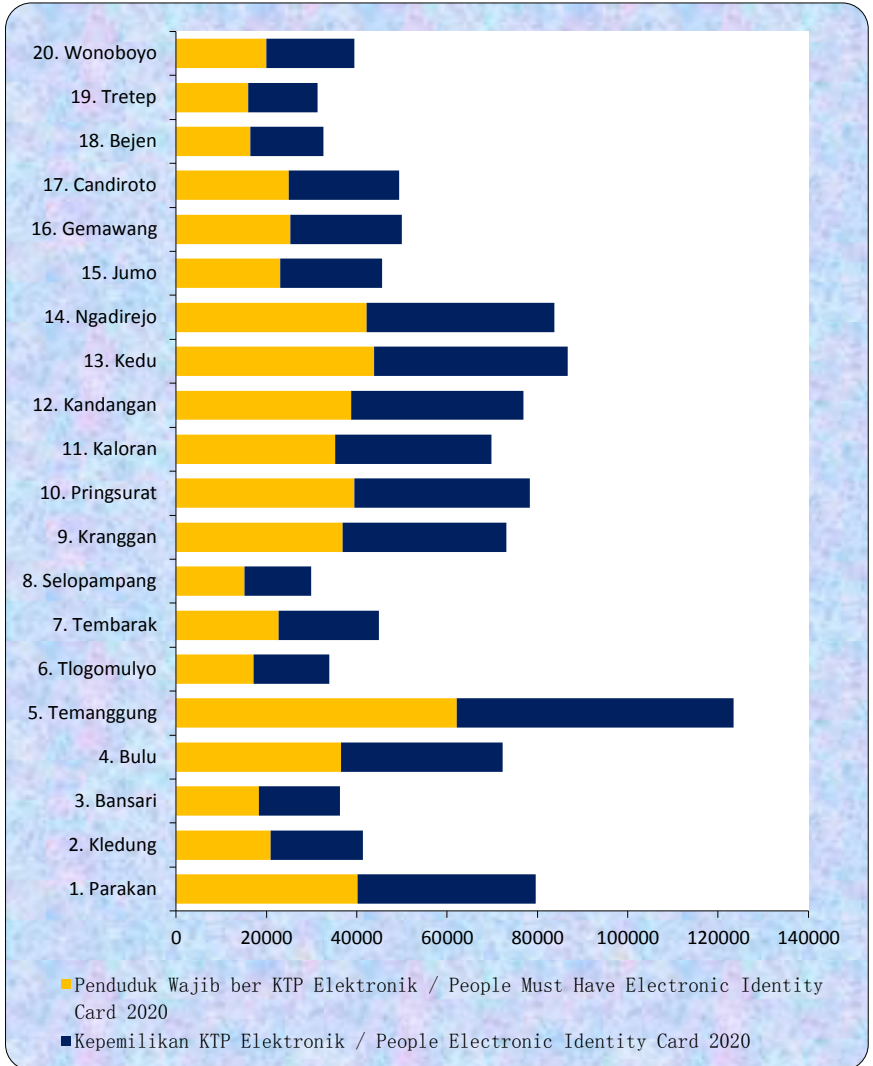
**Tabel/ Table 3.13.2**  
**Banyaknya Penduduk, Penduduk Wajib ber-KTP Elektronik dan**  
**Kepemilikan KTP Elektronik Menurut Kecamatan di Kabupaten Temanggung, 2020**  
*Number of People, People Must Have Electronic Identity Card and People Not Registered With*  
*Electronic Identity Card by District in Temanggung Regency, 2020*

| Kecamatan /<br>District | Jumlah Penduduk /<br>Total Population | Penduduk Wajib ber KTP<br>Elektronik / People Must<br>Have Electronic Identity<br>Card | Kepemilikan KTP<br>Elektronik / People<br>Electronic Identity<br>Card |
|-------------------------|---------------------------------------|----------------------------------------------------------------------------------------|-----------------------------------------------------------------------|
| (1)                     | (2)                                   | (3)                                                                                    | (4)                                                                   |
| 1. Parakan              | 53 897                                | 40 157                                                                                 | 39 479                                                                |
| 2. Kledung              | 28 009                                | 20 875                                                                                 | 20 471                                                                |
| 3. Bansari              | 24 298                                | 18 287                                                                                 | 17 990                                                                |
| 4. Bulu                 | 48 840                                | 36 495                                                                                 | 35 859                                                                |
| 5. Temanggung           | 83 138                                | 62 157                                                                                 | 61 237                                                                |
| 6. Tlogomulyo           | 23 087                                | 17 089                                                                                 | 16 779                                                                |
| 7. Tembarak             | 31 274                                | 22 744                                                                                 | 22 199                                                                |
| 8. Selopampang          | 20 465                                | 15 141                                                                                 | 14 821                                                                |
| 9. Kranggan             | 49 254                                | 36 874                                                                                 | 36 312                                                                |
| 10. Pringsurat          | 52 458                                | 39 488                                                                                 | 38 856                                                                |
| 11. Kaloran             | 46 065                                | 35 246                                                                                 | 34 581                                                                |
| 12. Kandangan           | 52 648                                | 38 747                                                                                 | 38 117                                                                |
| 13. Kedu                | 58 935                                | 43 852                                                                                 | 42 922                                                                |
| 14. Ngadirejo           | 56 921                                | 42 207                                                                                 | 41 513                                                                |
| 15. Jumo                | 30 172                                | 23 008                                                                                 | 22 564                                                                |
| 16. Gemawang            | 33 767                                | 25 260                                                                                 | 24 669                                                                |
| 17. Candiroto           | 32 857                                | 24 907                                                                                 | 24 462                                                                |
| 18. Bejen               | 21 693                                | 16 432                                                                                 | 16 157                                                                |
| 19. Tretep              | 21 238                                | 15 915                                                                                 | 15 457                                                                |
| 20. Wonoboyo            | 26 540                                | 19 971                                                                                 | 19 479                                                                |
| Jumlah / Total 2020     | 795 556                               | 594 852                                                                                | 583 924                                                               |
| 2019                    | 791 264                               | 591 955                                                                                | 589 079                                                               |

Sumber Data : Dinas Kependudukan Dan Pencatatan Sipil Kabupaten Temanggung

Source : *Depaterment of Population and Civil Regisration of Temanggung Regency*

**Grafik / Figure 3.8.**  
**Banyaknya Penduduk, Penduduk Wajib ber-KTP Elektronik dan**  
**Penduduk Belum ber-KTP Elektronik Menurut Kecamatan di Kabupaten Temanggung, 2020**  
*People Must Have Electronic Identity Card and People Not Registered With Electronic Identity Card by District in Temanggung Regency, 2020*



**Tabel/Table 3.13.3**  
**Jumlah Kepala keluarga Aktual dan Jumlah Kepemilikan Kartu Keluarga**  
**Menurut Kecamatan di Kabupaten Temanggung, 2020**  
*Number of Actual Family Head and Number of Family Card Ownership by District in Temanggung Regency, 2020*

| <b>Kecamatan / District</b> | <b>Jumlah KK Aktual/ Number of Actual Family Head</b> | <b>Jumlah Kepemilikan KK/ Number of Family Card Ownership</b> |
|-----------------------------|-------------------------------------------------------|---------------------------------------------------------------|
| (1)                         | (2)                                                   | (3)                                                           |
| 1. Parakan                  | 17 471                                                | 17 092                                                        |
| 2. Kledung                  | 9 430                                                 | 9 265                                                         |
| 3. Bansari                  | 8 035                                                 | 7 933                                                         |
| 4. Bulu                     | 16 193                                                | 15 932                                                        |
| 5. Temanggung               | 26 896                                                | 26 457                                                        |
| 6. Tlogomulyo               | 7 647                                                 | 7 537                                                         |
| 7. Tembarak                 | 9 774                                                 | 9 472                                                         |
| 8. Selopampang              | 6 488                                                 | 6 370                                                         |
| 9. Kranggan                 | 16 536                                                | 16 232                                                        |
| 10. Pringsurat              | 17 489                                                | 17 022                                                        |
| 11. Kaloran                 | 15 658                                                | 15 344                                                        |
| 12. Kandangan               | 17 117                                                | 16 915                                                        |
| 13. Kedu                    | 19 573                                                | 19 034                                                        |
| 14. Ngadirejo               | 18 693                                                | 18 505                                                        |
| 15. Jumo                    | 10 341                                                | 10 163                                                        |
| 16. Gemawang                | 11 353                                                | 11 266                                                        |
| 17. Candiroto               | 11 001                                                | 10 834                                                        |
| 18. Bejen                   | 7 282                                                 | 7 163                                                         |
| 19. Tretep                  | 7 067                                                 | 6 976                                                         |
| 20. Wonoboyo                | 8 599                                                 | 8 260                                                         |
| Jumlah / Total 2020         | 262 643                                               | 257 772                                                       |
| 2019                        | 263 885                                               | 249 240                                                       |

Sumber Data: Dinas Kependudukan dan Pencatatan Sipil Kabupaten Temanggung  
Source : *Departement of Population and Civil Registration of Temanggung Regency*

Tabel / Table : 3.13.4.

**Jumlah Anak Usia 0 - 17 Tahun dan Jumlah Kepemilikan KIA (Kartu Identitas Anak)****Menurut Kecamatan di Kabupaten Temanggung, 2020***Number of Children 0-17 Years and Number of KIA (Child Identity Card) Ownership by District in Temanggung Regency, 2020*

| Kecamatan / District      | Jumlah Anak Usia 0 - 17 Tahun/<br>Number of Children 0-17 Years | Jumlah Kepemilikan KIA /<br>Number of KIA (Children Identity Card) Ownership |
|---------------------------|-----------------------------------------------------------------|------------------------------------------------------------------------------|
| (1)                       | (2)                                                             | (3)                                                                          |
| 1. Parakan                | 14 553                                                          | 9 360                                                                        |
| 2. Kledung                | 7 488                                                           | 4 337                                                                        |
| 3. Bansari                | 6 332                                                           | 2 730                                                                        |
| 4. B u l u                | 13 016                                                          | 16 113                                                                       |
| 5. Temanggung             | 22 250                                                          | 19 584                                                                       |
| 6. Tlogomulyo             | 6 305                                                           | 3 417                                                                        |
| 7. Tembarak               | 8 979                                                           | 6 310                                                                        |
| 8. Selopampang            | 5 644                                                           | 2 555                                                                        |
| 9. Kranggan               | 13 028                                                          | 7 332                                                                        |
| 10. Pringsurat            | 13 721                                                          | 9 899                                                                        |
| 11. Kaloran               | 11 421                                                          | 7 268                                                                        |
| 12. Kandangan             | 14 672                                                          | 6 124                                                                        |
| 13. K e d u               | 16 012                                                          | 7 916                                                                        |
| 14. Ngadirejo             | 15 492                                                          | 7 866                                                                        |
| 15. J u m o               | 7 581                                                           | 3 744                                                                        |
| 16. Gemawang              | 8 985                                                           | 3 441                                                                        |
| 17. Candiroto             | 8 403                                                           | 4 766                                                                        |
| 18. Bejen                 | 5 545                                                           | 3 972                                                                        |
| 19. Tretep                | 5 613                                                           | 2 831                                                                        |
| 20. Wonoboyo              | 6 979                                                           | 2 932                                                                        |
| <b>Jumlah/ Total 2020</b> | <b>212 019</b>                                                  | <b>132 497</b>                                                               |
| <b>2019</b>               | <b>204 901</b>                                                  | <b>117 231</b>                                                               |

Sumber Data: Dinas Kependudukan dan Pencatatan Sipil Kabupaten Temanggung

Source : *Departement of Population and Civil Registration of Temanggung Regency*

**Tabel / Table 3.13.5.**  
**Jumlah Penduduk Berdasarkan Status Kawin Menurut Kecamatan**  
**di Kabupaten Temanggung, 2020**

*Population Based on Marital Status by District in Temanggung Regency, 2020*

| <b>Kecamatan / District</b> | <b>Belum Kawin /<br/>Single</b> | <b>Kawin /<br/>Married</b> | <b>Cerai Hidup /<br/>Divorced</b> | <b>Cerai Mati /<br/>Die Divorce</b> |
|-----------------------------|---------------------------------|----------------------------|-----------------------------------|-------------------------------------|
| (1)                         | (2)                             | (3)                        | (4)                               | (5)                                 |
| 1. Parakan                  | 23 064                          | 27 246                     | 1 098                             | 2 489                               |
| 2. Kledung                  | 10 668                          | 15 787                     | 457                               | 1 097                               |
| 3. Bansari                  | 9 364                           | 13 525                     | 412                               | 997                                 |
| 4. B u l u                  | 19 074                          | 26 959                     | 840                               | 1 967                               |
| 5. Temanggung               | 36 057                          | 41 086                     | 1 847                             | 4 148                               |
| 6. Tlogomulyo               | 8 927                           | 12 910                     | 417                               | 833                                 |
| 7. Tembarak                 | 13 247                          | 16 358                     | 429                               | 1 240                               |
| 8. Selopampang              | 8 372                           | 10 932                     | 295                               | 866                                 |
| 9. Kranggan                 | 18 912                          | 27 383                     | 874                               | 2 085                               |
| 10. Pringsurat              | 20 055                          | 29 080                     | 1 015                             | 2 308                               |
| 11. Kaloran                 | 16 869                          | 26 505                     | 744                               | 1 947                               |
| 12. Kandangan               | 20 925                          | 28 871                     | 820                               | 2 032                               |
| 13. K e d u                 | 23 350                          | 32 194                     | 971                               | 2 420                               |
| 14. Ngadirejo               | 23 042                          | 30 574                     | 980                               | 2 325                               |
| 15. J u m o                 | 11 137                          | 17 455                     | 436                               | 1 144                               |
| 16. Gemawang                | 12 597                          | 19 365                     | 566                               | 1 239                               |
| 17. Candiroto               | 12 469                          | 18 272                     | 600                               | 1 516                               |
| 18. Bejen                   | 8 219                           | 12 148                     | 426                               | 900                                 |
| 19. Tretep                  | 7 733                           | 12 516                     | 286                               | 703                                 |
| 20. Wonobojo                | 9 911                           | 15 316                     | 400                               | 913                                 |
| <b>Jumlah / Total</b> 2020  | 313 992                         | 434 482                    | 13 913                            | 33 169                              |
| 2019                        | 304 925                         | 433 963                    | 12 461                            | 32 198                              |

Sumber Data : Dinas Kependudukan dan Pencatatan Sipil Kabupaten Temanggung  
 Source : *Departement of Population and Civil Registration of Temanggung Regency*

**Tabel / Table : 3.13.6.**  
**Jumlah Penduduk Berdasarkan Agama Menurut Kecamatan**  
**di Kabupaten Temanggung, 2020**

*Population Based on Religion by District in Temanggung Regency, 2020*

| Kecamatan /<br>District | Islam /<br>Moslem | Kristen /<br>Christian | Katholik /<br>Catholic | Hindu | Budha /<br>Buddha | Konghuc<br>u | Kepercayaan /<br>Belief |
|-------------------------|-------------------|------------------------|------------------------|-------|-------------------|--------------|-------------------------|
| (1)                     | (2)               | (3)                    | (4)                    | (5)   | (6)               | (7)          | (8)                     |
| 1. Parakan              | 51 022            | 2 102                  | 549                    | -     | 217               | 7            | -                       |
| 2. Kledung              | 27 538            | 428                    | 37                     | 1     | 3                 | 1            | 1                       |
| 3. Bansari              | 23 756            | 463                    | 17                     | -     | 62                | -            | -                       |
| 4. B u l u              | 48 411            | 268                    | 102                    | -     | 59                | -            | -                       |
| 5. Temanggung           | 76 368            | 4 262                  | 2 354                  | 6     | 145               | 1            | 2                       |
| 6. Tlogomulyo           | 22 946            | 41                     | 36                     | -     | 45                | -            | 19                      |
| 7. Tembarak             | 31 249            | 23                     | 2                      | -     | -                 | -            | -                       |
| 8. Selopampang          | 20 421            | 5                      | -                      | -     | -                 | 2            | 37                      |
| 9. Kranggan             | 47 921            | 1 126                  | 190                    | 7     | 8                 | 1            | 1                       |
| 10. Pringsurat          | 51 142            | 675                    | 238                    | -     | 382               | -            | 21                      |
| 11. Kaloran             | 38 332            | 2 010                  | 292                    | 5     | 5 255             | -            | 171                     |
| 12. Kandangan           | 50 993            | 946                    | 708                    | -     | 1                 | -            | -                       |
| 13. K e d u             | 58 405            | 271                    | 184                    | -     | 7                 | 3            | 65                      |
| 14. Ngadirejo           | 55 669            | 787                    | 427                    | 7     | 25                | 1            | 5                       |
| 15. J u m o             | 28 562            | 641                    | 51                     | -     | 898               | -            | 20                      |
| 16. Gemawang            | 32 982            | 681                    | 37                     | -     | 46                | -            | 21                      |
| 17. Candiroto           | 32 309            | 330                    | 134                    | -     | 84                | -            | -                       |
| 18. Bejen               | 20 534            | 203                    | 735                    | 22    | 194               | -            | 5                       |
| 19. Tretep              | 21 222            | 12                     | 2                      | 2     | -                 | -            | -                       |
| 20. Wonobojo            | 26 108            | 66                     | 320                    | -     | 46                | -            | -                       |
| Jumlah 2020             | 765 890           | 15 340                 | 6 415                  | 50    | 7 477             | 16           | 368                     |
| 2019                    | 761 342           | 15 397                 | 6 529                  | 49    | 7 567             | 19           | 361                     |

Sumber Data : Dinas Kependudukan dan Pencatatan Sipil Kabupaten Temanggung

Source : *Department of population and Civil Registration of Temanggung Regency*

Keterangan : Diambil dari DKB (Data Konsolidasi Bersih) Semester II Tahun 2020 Kemendag

Note : *Taken from DKB(Consolidated Net Data) Semster II Year 2020 Kemendagri*

**Tabel / Table : 3.13.7.**  
**Jumlah Penduduk Berdasarkan Penyandang Cacat Menurut Kecamatan**  
**di Kabupaten Temanggung, 2020**

*Population Based on Persons With Disabilities by District in Temanggung Regency, 2020*

| Kecamatan / District | Cacat Fisik /<br>Physical<br>Disability | Cacat Netra/<br>Buta / Blind<br>Defect | Cacat<br>Rungu/<br>Wicara /<br>Deafnes | Cacat<br>Mental/Jiwa<br>/ Mental<br>Disability | Cacat Fisik<br>dan Mental /<br>Physical and<br>Mental<br>Disability | Cacat<br>Lainnya /<br>Other<br>Disability |
|----------------------|-----------------------------------------|----------------------------------------|----------------------------------------|------------------------------------------------|---------------------------------------------------------------------|-------------------------------------------|
| (1)                  | (2)                                     | (3)                                    | (4)                                    | (5)                                            | (6)                                                                 | (7)                                       |
| 1. Parakan           | 17                                      | 8                                      | 12                                     | 11                                             | 3                                                                   | 5                                         |
| 2. Kledung           | 7                                       | 3                                      | 1                                      | 6                                              | 1                                                                   | 4                                         |
| 3. Bansari           | 7                                       | 2                                      | 11                                     | 9                                              | 2                                                                   | 5                                         |
| 4. B u l u           | 16                                      | 6                                      | 8                                      | 18                                             | 3                                                                   | 7                                         |
| 5. Temanggung        | 43                                      | 15                                     | 27                                     | 49                                             | 6                                                                   | 22                                        |
| 6. Tlogomulyo        | 23                                      | 19                                     | 13                                     | 4                                              | -                                                                   | 3                                         |
| 7. Tembarak          | 15                                      | 8                                      | 19                                     | 18                                             | 5                                                                   | 2                                         |
| 8. Selopampang       | 7                                       | 3                                      | 4                                      | 8                                              | 1                                                                   | 1                                         |
| 9. Kranggan          | 28                                      | 18                                     | 24                                     | 13                                             | 5                                                                   | 15                                        |
| 10. Pringsurat       | 59                                      | 13                                     | 37                                     | 53                                             | 12                                                                  | 11                                        |
| 11. Kaloran          | 34                                      | 16                                     | 10                                     | 26                                             | 3                                                                   | 7                                         |
| 12. Kandangan        | 35                                      | 18                                     | 22                                     | 30                                             | 1                                                                   | 7                                         |
| 13. K e d u          | 15                                      | 8                                      | 12                                     | 13                                             | 2                                                                   | 5                                         |
| 14. Ngadirejo        | 15                                      | 7                                      | 17                                     | 17                                             | 3                                                                   | 7                                         |
| 15. J u m o          | 16                                      | 6                                      | 5                                      | 7                                              | 3                                                                   | 5                                         |
| 16. Gemawang         | 3                                       | 2                                      | 6                                      | 3                                              | -                                                                   | 1                                         |
| 17. Candiroto        | 19                                      | 2                                      | 9                                      | 7                                              | 3                                                                   | 7                                         |
| 18. Bejen            | 16                                      | 3                                      | 4                                      | 3                                              | -                                                                   | 6                                         |
| 19. Tretep           | 3                                       | 3                                      | 2                                      | 3                                              | 1                                                                   | -                                         |
| 20. Wonobojo         | 7                                       | 11                                     | 6                                      | 3                                              | -                                                                   | 2                                         |
| mlah / Total 2020    | 385                                     | 171                                    | 249                                    | 301                                            | 54                                                                  | 122                                       |
| 2019                 | 408                                     | 180                                    | 253                                    | 307                                            | 57                                                                  | 127                                       |

Sumber Data : Dinas Kependudukan dan Pencatatan Sipil Kabupaten Temanggung

Source : *Departement of population and Civil Registration of Temanggung Regency*

Keterangan : Diambil dari DKB (Data Konsolidasi Bersih) Semester II Tahun 2020 Kemendagri

Note : *Taken from DKB(Consolidated Net Data) Semester II Year 2020 Kemendagri*



**Tabel / Table : 3.14.**  
**Banyaknya Pasar Desa dan Pasar Daerah Menurut Jenisnya**  
**Dirinci Menurut Kecamatan di Kabupaten Temanggung, 2020**  
*Number of District and Village Market in Temanggung Regency, 2020*

| Kecamatan / District | Pasar Umum /<br>General Market |                   | Pasar<br>Hewan /<br>Animal | Pasar<br>Buah /<br>Fruit | Pasar<br>Ikan /<br>Fish | Kios<br>Terminal<br>atau<br>lainnya | Per-<br>tokoan/<br>Shopping |
|----------------------|--------------------------------|-------------------|----------------------------|--------------------------|-------------------------|-------------------------------------|-----------------------------|
|                      | Daerah /<br>District           | Desa /<br>Village | Market                     | Market                   | Market                  |                                     |                             |
| (1)                  | (2)                            | (3)               | (4)                        | (6)                      | (7)                     | (8)                                 | (9)                         |
| 1. Parakan           | 1                              | 1                 | 0                          | 0                        | 1                       | 0                                   | 0                           |
| 2. Kledung           | 0                              | 0                 | 0                          | 0                        | 0                       | 0                                   | 0                           |
| 3. Bansari           | 0                              | 1                 | 0                          | 0                        | 0                       | 0                                   | 0                           |
| 4. B u l u           | 0                              | 1                 | 0                          | 0                        | 0                       | 0                                   | 0                           |
| 5. Temanggung        | 1                              | 1                 | 1                          | 0                        | 0                       | 1                                   | 3                           |
| 6. Tlogomulyo        | 0                              | 1                 | 0                          | 0                        | 0                       | 0                                   | 0                           |
| 7. Tembarak          | 0                              | 1                 | 0                          | 0                        | 0                       | 0                                   | 0                           |
| 8. Selopampang       | 0                              | 1                 | 0                          | 0                        | 0                       | 0                                   | 0                           |
| 9. Kranggan          | 1                              | 1                 | 2                          | 0                        | 0                       | 1                                   | 0                           |
| 10. Pringsurat       | 1                              | 1                 | 1                          | 1                        | 0                       | 1                                   | 0                           |
| 11. Kaloran          | 0                              | 4                 | 1                          | 0                        | 0                       | 1                                   | 0                           |
| 12. Kandangan        | 0                              | 4                 | 0                          | 0                        | 0                       | 0                                   | 0                           |
| 13. K e d u          | 0                              | 1                 | 0                          | 0                        | 0                       | 0                                   | 0                           |
| 14. Ngadirejo        | 2                              | 0                 | 1                          | 0                        | 0                       | 0                                   | 0                           |
| 15. J u m o          | 0                              | 1                 | 0                          | 0                        | 0                       | 0                                   | 0                           |
| 16. Gemawang         | 0                              | 2                 | 0                          | 0                        | 0                       | 0                                   | 0                           |
| 17. Candiroto        | 1                              | 0                 | 0                          | 0                        | 0                       | 1                                   | 0                           |
| 18. Bejen            | 0                              | 1                 | 0                          | 0                        | 0                       | 0                                   | 0                           |
| 19. Tretep           | 0                              | 1                 | 0                          | 0                        | 0                       | 0                                   | 0                           |
| 20. Wonobojo         | 0                              | 2                 | 0                          | 0                        | 0                       | 0                                   | 0                           |
| Jumlah / Total 2020  | 7                              | 25                | 6                          | 1                        | 1                       | 5                                   | 3                           |
| 2019                 | 6                              | 24                | 9                          | 1                        | 1                       | 5                                   | 3                           |
| 2018                 | 7                              | 24                | 9                          | 1                        | 1                       | 5                                   | 3                           |
| 2017                 | 7                              | 19                | 4                          | 1                        | 0                       | 0                                   | 0                           |
| 2016                 | 8                              | 23                | 3                          | 1                        | 0                       | 0                                   | 0                           |

Sumber Data : Dinas Koperasi, Usaha Kecil Menengah, dan Perdagangan Kabupaten Temanggung  
Source : Source : Cooperative, small Medium Enterprice, and trade office of Temanggung Regency



## **BAB IV**

### **SOSIAL**

#### *Social*

#### **1. Pendidikan**

Penduduk yang bersekolah secara umum mengalami kenaikan selama periode tahun ajaran 2015/2016 – 2020/2021 hal ini dapat dilihat dari banyaknya murid di beberapa jenjang pendidikan yang mengalami peningkatan. Pada tingkat pendidikan dasar yaitu SD baik SD Negeri maupun Swasta, mengalami sedikit penurunan dibanding tahun ajaran sebelumnya. Banyaknya murid SMP Negeri mengalami kenaikan, sedangkan untuk murid SMP Swasta sedikit mengalami penurunan dibanding tahun ajaran 2019/2020 jumlah murid yang bersekolah mengalami peningkatan dibandingkan dengan tahun ajaran sebelumnya. Banyaknya murid SMA/SMK baik negeri maupun tidak bisa kami tampilkan disebabkan mulai tahun 2017 kemarin merupakan kewenangan provinsi.

Pada tahun ajaran 2020/2021, banyaknya SD Negeri sebanyak 409 unit dan SD Swasta sebanyak 25 unit, SMP Negeri dan Swasta masing-masing sebanyak 42 dan 32 unit.

Banyaknya Taman Kanak-Kanak (TK) di Kabupaten Temanggung tahun 2020 mencapai 326 sekolah, dengan jumlah murid sebanyak 6056 siswa. Mengalami penurunan dibanding tahun ajaran 2019 yang mencapai 6210 siswa atau mengalami penurunan sebesar 0,9 persen. Nilai APK Pendidikan Anak Usia Dini (PAUD) umur 0-6 tahun tercatat 37,53 dan umur 4-6 tahun tercatat 73,99.

#### ***Education***

*The population who attend school in general has increased during the 2015/2016 - 2020/2021 academic year period, this can be seen from the large number of students at several levels of education who have increased. At the primary education level, namely elementary schools, both public and private elementary schools, experienced a slight increase compared to the previous school year. The number of public junior high school students increased, while for private junior high school students slightly decreased compared to the 2019/2020 school year. the number of students*

*attending school has increased compared to the previous school year. The number of high school / vocational high school students public or private, non-showable due to starting 2017 last year was the authority of the province.*

*In the 2020/2021 school year, there were 409 public elementary schools and 25 private elementary schools, 42 and 32 units of public and private junior high schools respectively.*

*The number of kindergartens (TK) in Temanggung Regency in 2020 reached 326 units, with 6.056 students. This academic year decreased then 2018 academic year by the value of 6.210 students or 0.9 percent. The APK value of Early Childhood Education (PAUD) ages 0-6 years was 37,53 and ages 4-6 years were 73,99.*

## **2. Kesehatan**

Meningkatnya kualitas dan kuantitas sarana dan prasarana kesehatan sangat di perlukan sebagai upaya dalam peningkatan kesejahteraan masyarakat. Jumlah dokter umum 40 orang (14 laki-laki dan 25 perempuan), dokter spesialis tidak ada dan dokter gigi 31 orang (4 laki-laki dan 27 perempuan). Sedangkan jumlah bidan tercatat sebanyak 341 orang. Dukun bayi pada 2020 ini tercatat sebanyak 172 orang.

Pada 2020 jumlah Rumah Sakit Umum Daerah (RSUD) sebanyak 1 unit, sementara Rumah Sakit Umum Swasta ada sebanyak 3 unit dengan kapasitas keseluruhan 722 pasien. Sarana kesehatan yang lain adalah Pusat Kesehatan Masyarakat (Puskesmas), yang merupakan sarana kesehatan yang terjangkau dan dapat menunjang kesehatan masyarakat hingga pedesaan. Banyaknya puskesmas 26 buah yang tersebar diseluruh kecamatan di Kabupaten Temanggung. Banyaknya pengunjung yang berobat ke puskesmas menggunakan BPJS sebanyak 249.289 pasien dan yang menggunakan biaya sendiri sebanyak 217.596 pasien. Pasien anak sebanyak 124.877 pasien dan pengunjung puskesmas dengan SKTM sebanyak 3.148 pasien.

Selain Rumah sakit dan puskesmas, masih terdapat beberapa sarana kesehatan lainnya, seperti Klinik Bersalin, Balai Pengobatan, Puskesmas Pembantu, Puskesmas Keliling, Polindes, serta PKD.

Pada 2020 15,80 persen gizi kurang; 0,19 persen berstatus gizi buruk dan 15,53 balita berstatus gizi lebih.

### **Health**

*The increasing quality and quantity of health facilities and infrastructure is needed as an effort to improve the welfare of the community. The number of general practitioners was 30 people (10men and 20 women), there were no specialist doctors and 25 dentists (4 men and 27 women). While the number of midwives there were 341 people. The TBAs (dukun bayi) in 2020 was 172 people.*

*In 2020 the number of Regional General Hospitals (RSUD) was 1 unit, while there were 3 Public Private Hospitals with a total capacity of 722 patients. Other health facilities are Community Health Centers (Puskesmas), which are affordable health facilities and can support the health of the community to the countryside. The number of health centers is 26 units spread throughout the sub-districts in Temanggung Regency. The large number of visitors seeking treatment at the puskesmas used BPJS as many as 249,289 patients and 217,596 patients used their own fees. Child patients as many as 124,877 patients and visitors to health centers with SKTM as many as 579 patients.*

*In addition to hospitals and health centers, there are still several other health facilities, such as maternity clinics, medical centers, sub-health centers, mobile health centers, polindes, and PKD.*

*In 2020 15.80 percent of malnutrition; 0.19 percent are malnourished and 15.53 under five are overnourished*

### **3. Keluarga Berencana**

Peserta KB aktif pada 2020 mencapai 97.427 peserta (74,71 persen dari jumlah pasangan usia subur yang ada). Dari seluruh peserta KB aktif, sebanyak 43.37 persen menggunakan metode kontrasepsi jangka panjang (MKJP) dan 54.62 persen menggunakan metode kontrasepsi Non MKJP. Sebagian besar yang menggunakan MKJP memakai implant sebagai metode kontrasepsi (57,84 persen), sementara untuk non MKJP sebagian besar menggunakan suntik sebagai sarana kontrasepsinya (80,55 persen).

Pada tahun 2020 jumlah pencapaian akseptor baru sejumlah 8.485 akseptor dengan metode kontrasepsi yang paling banyak digunakan adalah metode implant yaitu sejumlah 3.134 akseptor atau sebesar 36,93 persen.

#### **Family Planning**

*Active family planning participants in 2020 reached 97.427 participants (77.71 percent of the number of existing fertile couples). Of all active family planning participants, 43,37 percent used long-term contraceptive methods (MKJP) and 54.62 percent used Non MKJP contraceptive methods. Most of those who use MKJP use implants as a contraceptive method (57.84 percent), while for non MKJP most use injection as a means of contraception (80,55percent).*

*In 2020 the number of new acceptors reached 8,485 acceptors with the most widely used contraceptive method is the implant method, which is 3,134 acceptors or 36.93 percent.*

#### **4. Agama**

Suasana kerukunan hidup antar umat beragama dan kepercayaan terhadap Tuhan Yang Maha Esa terwujud dengan sangat harmonis di Kabupaten Temanggung. Beragam tempat peribadatan dan saling hidup berdampingan antar umat beragama, merupakan salah satu bukti kerukunan antar umat beragama.

Banyaknya pemeluk agama Islam di Kabupaten Temanggung 2020 sebanyak 762.380 orang atau 95,77 persen dari total jumlah penduduk. Sedangkan pemeluk agama Kristen Protestan 15.945 orang, Kristen Katolik 7.910 orang, Budha 9.181 orang, pemeluk Hindhu 189 orang dan pemeluk kepercayaan lainnya sejumlah 365orang.

Jumlah tempat peribadatan di Kabupaten Temanggung pada 2020 dirinci sebagai berikut : 1.999 Masjid, 1.587 Mushola/Langgar, Gereja Protestan 92 buah, Gereja Katolik 2 buah, Kapel 14 buah, Vihara 81 buah dan Cetia 5 buah.

Pada 2019 jumlah TPQ di Kabupaten Temanggung sebanyak 1.656 unit dengan jumlah santri sebanyak 77.510. Jumlah majelis taklim 2.476 unit dengan jumlah muallim sebanyak 3.399 orang. Sedangkan jumlah pondok pesantren sebanyak 179 unit dengan jumlah santri 20.515 orang (11.196 laki-laki dan 9.319 perempuan).

## **Religion**

*The atmosphere of inter-religious harmony and trust in God Almighty manifested in a very harmonious manner in Temanggung District. Various places of worship and coexistence among religious people, is one proof of inter-religious harmony.*

*The number of followers of Islam in Temanggung Regency 2020 is 762.380 people or 95.77 percent of the total population. Whereas Protestant Christians were 15,945 people, Catholic Christians 7,910 people, Buddhists 9,181 people and Hindus 189 people and other 365 people.*

*The number of places of worship in Temanggung Regency in 2019 is detailed as follows: 1,999 Mosques, 1,587 Mushola/ Langgar, 92 Protestant Churches, 2 Catholic Churches, 14 Chapel Chapel, 81 Monasteries and 5 Cetias.*

*In 2020 the number of TPQ in Temanggung Regency was 1,656 units with a total of 77,510 santri. The number of taklim assemblies is 2,47 units with a total of 3,399 converts. While the number of boarding schools is 173 units with the number of santri 20,515 people (11.196 men and 9,319 women).*

## **5. Kamtibmas**

Perkara pidana yang diselesaikan di Pengadilan Negeri Kabupaten Temanggung 2020 dirinci menurut jenis acara meliputi 194

perkara biasa, dan 9 perkara khusus. Perkara pidana ringan yang masuk dan diputus di Pengadilan Negeri Temanggung sebanyak 174 kasus, sedangkan perkara pidana lalu lintas mencapai 14.304 kasus.

Banyaknya kamar di Rumah Tahanan Negara Kabupaten Temanggung sebanyak 15 Kamar, dengan kapasitas tempat sebanyak 152 narapidana (rata-rata per kamar ada 10 tempat). Jumlah Narapidana tercatat sebanyak 142 orang, sehingga satu kamar dihuni oleh sekitar 9 orang.

Data dari Polres Temanggung menunjukkan hampir setiap tahun selalu terjadi kecelakaan lalu lintas. Pada 2020 jumlah kecelakaan ada 309 kasus, dengan jumlah korban kecelakaan lalu lintas sebanyak 59 orang meninggal dunia, luka berat 1 orang dan

372 orang luka ringan. Kerugian materi sejumlah Rp. 369.900.000,-. Secara umum kejadian kecelakaan dan nilai kerugian yang ditimbulkan mengalami penurunan dibanding tahun sebelumnya.

### ***Kamtibmas/Security of Public Order***

*The criminal case resolved in the Temanggung District District Court 2020 was broken down by type of event including 194 ordinary cases, 3 special cases, and 9 brief cases. The minor criminal case entered and decided in the Temanggung District Court was 1714 cases, while the traffic criminal case reached 14.304 cases.*

*The number of rooms in the Temanggung Regency State Detention House was 15 rooms, with a place capacity of 152 inmate (an average of 10 rooms per room). The number of inmates is 142 people, so that one room is occupied by around 9 people.*

*Data from the Temanggung Police Station shows that traffic accidents occur almost every year. In 2020 the number of accidents was 309 cases, with the number of traffic accident victims as many as 59 people dead, 1 people serious injuries and 372 minor injuries. Material loss of Rp. 369,900,000,-. In general, the incidence of accidents and the value of losses incurred decreased compared to the previous year.*

## **6. Sosial**

Anak penyandang masalah kesejahteraan sosial di Kabupaten Temanggung tersebar di 20 kecamatan, terdiri dari 188 disabilitas tubuh, 94 disabilitas rungu wicara, 40 disabilitas netra, 118 disabilitas mental reterdasi, 19 disabilitas mental eks psikotik, 40 disabilitas ganda. Sedangkan untuk anak balita terlantar tercatat sebanyak 75 balita, jumlah anak terlantar 609 orang, anak yang menjadi korban tindak kekerasan atau diperlakukan salah 5 orang, anak yang berhadapan dengan hukum 11 orang, dan anak jalanan 4 orang. Jumlah masalah kesejahteraan sosial cenderung turun dibanding tahun sebelumnya.

### ***Social***

*Children with social welfare problems in Temanggung Regency are spread in 20 districts, consisting of 94 body disabilities, 94 speech impairments, 40 net disabilities, 118 mental retardation disabilities, 19 ex psychotic mental disabilities, 40 multiple*



*disabilities. Whereas for neglected children under five there were 75 children under five, number of abandoned children 609 children, children who were victims of violence or were mistreated 5 people, children who faced the law of 11 people, and street children 4 people with people. The number of social welfare problems tends to decrease compared to the previous year.*

## **7. Sampah**

Pengelolaan sampah di suatu daerah sangatlah penting, jika tidak ditangani dengan baik dapat menimbulkan penyakit dan mengganggu keindahan kota.

Berdasarkan data dari Dinas Pekerjaan Umum Perumahan dan Kawasan Pemukiman Kabupaten Temanggung pada 2020 ada 13 jenis alat/sarana pengumpulan dan pengelolaan sampah. Jenis sarana pengumpulan/pengelolaan sampah tersebut antara lain 9 dump truk sampah, 28 container, 49 gerobak sampah, 618 tempat pembuangan sementara, 16 transfer depo. Pada 2020 ini produksi sampah mencapai 1.602,70 m<sup>3</sup> per hari dan yang terangkut baru 282,04 m<sup>3</sup> per hari atau 14,48 persen. Hal ini tentu harus menjadi perhatian instansi terkait untuk mengatasinya.

### ***Garbage***

*Waste management in an area is very important, if it is not handled properly it can cause disease and disrupt the beauty of the city.*

*Based on data from the Public Works Office in 2020 there are 13 types of waste collection and management tools / facilities. The types of waste collection / management facilities include 12 dump truck dumps, 28 containers, 49 garbage carts, 618 temporary dumping stations, 16 depot transfers. In 2020, waste production reached 1,602.70 m<sup>3</sup> per day and only 282.04 m<sup>3</sup> per day or 14.48% transported. This of course must be the concern of the relevant agencies to overcome it.*

**Tabel / Table : 4.1.1**  
**Banyaknya Sekolah dan Murid SD**  
**Menurut Kecamatan di Kabupaten Temanggung Tahun Pelajaran 2020/2021**  
*Number of Elementary School and Student in School Period of 2020/2021*

| Kecamatan /<br>District | Negeri / State               |                     |                       | Swasta / Private             |                     |                       |
|-------------------------|------------------------------|---------------------|-----------------------|------------------------------|---------------------|-----------------------|
|                         | SD /<br>Elementary<br>School | Murid / Student     |                       | SD /<br>Elementary<br>School | Murid / Student     |                       |
|                         |                              | Laki-laki /<br>Male | Perempuan /<br>Female |                              | Laki-laki /<br>Male | Perempuan /<br>Female |
| (1)                     | (2)                          | (3)                 | (4)                   | (5)                          | (6)                 | (7)                   |
| 1. Parakan              | 22                           | 1 725               | 1 515                 | 3                            | 314                 | 302                   |
| 2. Kledung              | 14                           | 1 090               | 1 054                 | 0                            | 0                   | 0                     |
| 3. Bansari              | 14                           | 878                 | 815                   | 0                            | 0                   | 0                     |
| 4. B u l u              | 25                           | 1 625               | 1 409                 | 2                            | 384                 | 340                   |
| 5. Temanggung           | 36                           | 2 797               | 2 771                 | 9                            | 1 331               | 1 196                 |
| 6. Tlogomulyo           | 13                           | 981                 | 856                   | 0                            | 0                   | 0                     |
| 7. Tembarak             | 13                           | 771                 | 736                   | 2                            | 179                 | 112                   |
| 8. Selopampang          | 12                           | 730                 | 676                   | 0                            | 0                   | 0                     |
| 9. Kranggan             | 26                           | 1 818               | 1 631                 | 3                            | 217                 | 176                   |
| 10. Pringsurat          | 33                           | 1 537               | 1 418                 | 1                            | 50                  | 49                    |
| 11. Kaloran             | 27                           | 1 337               | 1 192                 | 1                            | 92                  | 63                    |
| 12. Kandangan           | 22                           | 1 468               | 1 333                 | 1                            | 27                  | 33                    |
| 13. K e d u             | 26                           | 1 788               | 1 650                 | 0                            | 0                   | 0                     |
| 14. Ngadirejo           | 28                           | 2 435               | 2 077                 | 3                            | 512                 | 484                   |
| 15. J u m o             | 17                           | 921                 | 887                   | 0                            | 0                   | 0                     |
| 16. Gemawang            | 19                           | 1 258               | 1 143                 | 0                            | 0                   | 0                     |
| 17. Candiroto           | 20                           | 1 116               | 1 029                 | 0                            | 0                   | 0                     |
| 18. Bejen               | 15                           | 761                 | 641                   | 0                            | 0                   | 0                     |
| 19. Tretep              | 11                           | 815                 | 696                   | 0                            | 0                   | 0                     |
| 20. Wonobojo            | 16                           | 993                 | 926                   | 0                            | 0                   | 0                     |
| Jumlah 2020/2021        | 409                          | 26 844              | 24 455                | 25                           | 3 106               | 2 755                 |
| 2019/2020               | 409                          | 26 972              | 25 053                | 25                           | 2 456               | 2 286                 |
| 2018/2019               | 409                          | 27 773              | 25 260                | 25                           | 2 865               | 2 564                 |
| 2017/2018               | 409                          | 28 344              | 25 733                | 23                           | 2 815               | 2 501                 |
| 2016/2017               | 409                          | 28 372              | 25 787                | 23                           | 2 773               | 2 471                 |

Sumber Data : Dinas Pendidikan, Kepemudaan, dan Olahraga Kabupaten Temanggung  
Source : The Education, Youth and Sports Office of Temanggung Regency

**Tabel / Table : 4.1.2**  
**Banyaknya Guru Sekolah Dasar\*)**  
**Menurut Kecamatan di Kabupaten Temanggung Tahun Pelajaran 2020/2021**  
*Number of Elementary School Teacher in School Period of 2020/2021*

| Kecamatan /<br>District | SD Negeri / State Elementary School |                       |                     |                       | SD Swasta / Private Elementary School |                       |                     |                       |
|-------------------------|-------------------------------------|-----------------------|---------------------|-----------------------|---------------------------------------|-----------------------|---------------------|-----------------------|
|                         | PNS / Government                    |                       | Non PNS / Non Gov   |                       | PNS / Government                      |                       | Non PNS / Non Gov   |                       |
|                         | Laki-laki /<br>Male                 | Perempuan<br>/ Female | Laki-laki /<br>Male | Perempuan<br>/ Female | Laki-laki /<br>Male                   | Perempuan<br>/ Female | Laki-laki /<br>Male | Perempuan<br>/ Female |
| (1)                     | (2)                                 | (3)                   | (4)                 | (5)                   | (6)                                   | (7)                   | (8)                 | (9)                   |
| 1. Parakan              | 28                                  | 91                    | 21                  | 65                    | 0                                     | 2                     | 12                  | 31                    |
| 2. Kledung              | 28                                  | 55                    | 13                  | 51                    | 0                                     | 0                     | 0                   | 0                     |
| 3. Bansari              | 27                                  | 55                    | 20                  | 49                    | 0                                     | 0                     | 0                   | 0                     |
| 4. B u l u              | 32                                  | 53                    | 17                  | 50                    | 0                                     | 0                     | 19                  | 31                    |
| 5. Temanggung           | 40                                  | 129                   | 64                  | 158                   | 0                                     | 0                     | 69                  | 127                   |
| 6. Tlogomulyo           | 17                                  | 52                    | 14                  | 38                    | 0                                     | 0                     | 0                   | 0                     |
| 7. Tembarak             | 21                                  | 48                    | 11                  | 34                    | 0                                     | 0                     | 10                  | 21                    |
| 8. Selopampang          | 26                                  | 39                    | 11                  | 27                    | 0                                     | 0                     | 0                   | 0                     |
| 9. Kranggan             | 39                                  | 95                    | 25                  | 78                    | 0                                     | 0                     | 12                  | 22                    |
| 10. Pringsurat          | 40                                  | 78                    | 26                  | 73                    | 0                                     | 0                     | 3                   | 7                     |
| 11. Kaloran             | 69                                  | 72                    | 36                  | 83                    | 0                                     | 0                     | 2                   | 8                     |
| 12. Kandangan           | 46                                  | 60                    | 26                  | 61                    | 0                                     | 0                     | 2                   | 5                     |
| 13. K e d u             | 39                                  | 78                    | 28                  | 89                    | 0                                     | 0                     | 0                   | 0                     |
| 14. Ngadirejo           | 53                                  | 113                   | 28                  | 78                    | 0                                     | 0                     | 11                  | 32                    |
| 15. J u m o             | 28                                  | 62                    | 14                  | 48                    | 0                                     | 0                     | 0                   | 0                     |
| 16. Gemawang            | 58                                  | 56                    | 45                  | 54                    | 0                                     | 0                     | 0                   | 0                     |
| 17. Candiroto           | 33                                  | 78                    | 31                  | 57                    | 0                                     | 0                     | 0                   | 0                     |
| 18. Bejen               | 41                                  | 44                    | 12                  | 39                    | 0                                     | 0                     | 0                   | 0                     |
| 19. Tretep              | 41                                  | 30                    | 6                   | 18                    | 0                                     | 0                     | 0                   | 0                     |
| 20. Wonobojo            | 53                                  | 52                    | 9                   | 37                    | 0                                     | 0                     | 0                   | 0                     |
| <hr/>                   |                                     |                       |                     |                       |                                       |                       |                     |                       |
| Jumlah 2020/2021        | 759                                 | 1 340                 | 457                 | 1 187                 | 0                                     | 2                     | 140                 | 284                   |
| 2019/2020               | 770                                 | 1 305                 | 511                 | 1 339                 | 13                                    | 6                     | 70                  | 167                   |
| 2018/2019               | 821                                 | 1 416                 | 446                 | 1 198                 | 10                                    | 5                     | 65                  | 158                   |
| 2017/2018               | 946                                 | 1 619                 | 383                 | 968                   | 0                                     | 2                     | 114                 | 256                   |

Sumber Data : Dinas Pendidikan, Kepemudaan, dan Olahraga Kabupaten Temanggung

Source : *The Education, Youth and Sports Office of Temanggung Regency*

Keterangan : \*) Guru Termasuk Kepala SD

Note : *Include Head Master*

Tabel / Table : 4.1.2

Lanjutan / Continued

| Kecamatan / District | Jumlah / Total   |                    |                          |                    |
|----------------------|------------------|--------------------|--------------------------|--------------------|
|                      | PNS / Government |                    | Non PNS / Non Government |                    |
|                      | Laki-laki / Male | Perempuan / Female | Laki-laki / Male         | Perempuan / Female |
| (1)                  | (10)             | (11)               | (12)                     | (13)               |
| 1. Parakan           | 28               | 93                 | 33                       | 96                 |
| 2. Kledung           | 28               | 55                 | 13                       | 51                 |
| 3. Bansari           | 27               | 55                 | 20                       | 49                 |
| 4. B u l u           | 32               | 53                 | 36                       | 81                 |
| 5. Temanggung        | 40               | 129                | 133                      | 285                |
| 6. Tlogomulyo        | 17               | 52                 | 14                       | 38                 |
| 7. Tembarak          | 21               | 48                 | 21                       | 55                 |
| 8. Selopampang       | 26               | 39                 | 11                       | 27                 |
| 9. Kranggan          | 39               | 95                 | 37                       | 100                |
| 10. Pringsurat       | 40               | 78                 | 29                       | 80                 |
| 11. Kaloran          | 69               | 72                 | 38                       | 91                 |
| 12. Kandangan        | 46               | 60                 | 28                       | 66                 |
| 13. K e d u          | 39               | 78                 | 28                       | 89                 |
| 14. Ngadirejo        | 53               | 113                | 39                       | 110                |
| 15. J u m o          | 28               | 62                 | 14                       | 48                 |
| 16. Gemawang         | 58               | 56                 | 45                       | 54                 |
| 17. Candiroto        | 33               | 78                 | 31                       | 57                 |
| 18. Bejen            | 41               | 44                 | 12                       | 39                 |
| 19. Tretep           | 41               | 30                 | 6                        | 18                 |
| 20. Wonobojo         | 53               | 52                 | 9                        | 37                 |
| Jumlah 2020/2021     | 759              | 1 342              | 597                      | 1 471              |
| 2019/2020            | 783              | 1 311              | 581                      | 1 506              |
| 2018/2019            | 832              | 1 421              | 511                      | 1 356              |
| 2017/2018            | 903              | 1 549              | 422                      | 1 246              |
| 2016/2017            | 946              | 1 621              | 497                      | 1 224              |

Sumber Data : Dinas Pendidikan, Kepemudaan, dan Olahraga Kabupaten Temanggung

Source : The Education, Youth and Sports Office of Temanggung Regency

Keterangan : \*) Guru Termasuk Kepala SD

Note : Include Head Master

**Tabel / Table : 4.1.3**  
**Banyaknya Peserta Ujian dan Persentase Kelulusan**  
**Murid SD Menurut Kecamatan di Kabupaten Temanggung**  
**Tahun Pelajaran 2019/2020**

*Percentage of Elementary School Student Passed the Final Exam in Period of 2019/2020*

| Kecamatan / District | Peserta / Participants |                    | Lulus / Graduate |                    | Persentase / Percentage |                    |
|----------------------|------------------------|--------------------|------------------|--------------------|-------------------------|--------------------|
|                      | Laki-laki / Male       | Perempuan / Female | Laki-laki / Male | Perempuan / Female | Laki-laki / Male        | Perempuan / Female |
| (1)                  | (2)                    | (3)                | (4)              | (5)                | (6)                     | (7)                |
| 1. Parakan           | 311                    | 310                | 311              | 310                | 100,00                  | 100,00             |
| 2. Kledung           | 181                    | 158                | 181              | 158                | 100,00                  | 100,00             |
| 3. Bansari           | 141                    | 116                | 141              | 116                | 100,00                  | 100,00             |
| 4. B u l u           | 316                    | 299                | 316              | 299                | 100,00                  | 100,00             |
| 5. Temanggung        | 702                    | 664                | 702              | 664                | 100,00                  | 100,00             |
| 6. Tlogomulyo        | 162                    | 170                | 162              | 170                | 100,00                  | 100,00             |
| 7. Tembarak          | 179                    | 157                | 179              | 157                | 100,00                  | 100,00             |
| 8. Selopampang       | 101                    | 116                | 101              | 116                | 100,00                  | 100,00             |
| 9. Kranggan          | 313                    | 271                | 313              | 271                | 100,00                  | 100,00             |
| 10. Pringsurat       | 293                    | 239                | 293              | 239                | 100,00                  | 100,00             |
| 11. Kaloran          | 221                    | 236                | 221              | 236                | 100,00                  | 100,00             |
| 12. Kandangan        | 276                    | 210                | 276              | 210                | 100,00                  | 100,00             |
| 13. K e d u          | 290                    | 286                | 290              | 286                | 100,00                  | 100,00             |
| 14. Ngadirejo        | 383                    | 431                | 383              | 431                | 100,00                  | 100,00             |
| 15. J u m o          | 149                    | 171                | 149              | 171                | 100,00                  | 100,00             |
| 16. Gemawang         | 216                    | 199                | 216              | 199                | 100,00                  | 100,00             |
| 17. Candiroto        | 148                    | 161                | 148              | 161                | 100,00                  | 100,00             |
| 18. Bejen            | 123                    | 116                | 123              | 116                | 100,00                  | 100,00             |
| 19. Tretep           | 112                    | 125                | 112              | 125                | 100,00                  | 100,00             |
| 20. Wonobojo         | 168                    | 179                | 168              | 179                | 100,00                  | 100,00             |
| Jumlah 2019/2020     | 4 785                  | 4 614              | 4 785            | 4 614              | 100,00                  | 100,00             |
| 2018/2019            | 4 589                  | 4 373              | 4 589            | 4 373              | 100,00                  | 100,00             |
| 2017/2018            | 4 594                  | 4 461              | 4 594            | 4 461              | 100,00                  | 100,00             |
| 2016/2017            | 4 700                  | 4 454              | 4 673            | 4 410              | 99,00                   | 99,00              |
| 2015/2016            | 4 786                  | 4 606              | 4 786            | 4 606              | 100,00                  | 100,00             |

Sumber Data : Dinas Pendidikan, Kepemudaan, dan Olahraga Kabupaten Temanggung

Source : The Education, Youth and Sports Office of Temanggung Regency

**Tabel / Table : 4.1.4**  
**Banyaknya Sekolah, Murid dan Guru SMP**  
**Menurut Kecamatan di Kabupaten Temanggung Tahun Pelajaran 2020/2021**  
*Number of Junior High School, Student and Teacher in Educational Period of 2020/2021*

| Kecamatan /<br>District | Sekolah / School  |                     | Murid / Student     |                       |                     |                       |
|-------------------------|-------------------|---------------------|---------------------|-----------------------|---------------------|-----------------------|
|                         | Negeri /<br>State | Swasta /<br>Private | Negeri / State      |                       | Swasta / Private    |                       |
|                         |                   |                     | Laki-laki /<br>Male | Perempuan<br>/ Female | Laki-laki /<br>Male | Perempuan<br>/ Female |
| (1)                     | (2)               | (3)                 | (4)                 | (5)                   | (6)                 | (7)                   |
| 1. Parakan              | 1                 | 4                   | 295                 | 370                   | 527                 | 332                   |
| 2. Kledung              | 2                 | 0                   | 378                 | 320                   | 0                   | 0                     |
| 3. Bansari              | 1                 | 0                   | 354                 | 272                   | 0                   | 0                     |
| 4. B u l u              | 3                 | 1                   | 507                 | 519                   | 139                 | 102                   |
| 5. Temanggung           | 6                 | 6                   | 1 810               | 1 870                 | 317                 | 264                   |
| 6. Tlogomulyo           | 2                 | 1                   | 417                 | 467                   | 85                  | 57                    |
| 7. Tembarak             | 1                 | 3                   | 283                 | 270                   | 424                 | 440                   |
| 8. Selopampang          | 2                 | 1                   | 249                 | 215                   | 331                 | 258                   |
| 9. Kranggan             | 2                 | 4                   | 417                 | 456                   | 239                 | 176                   |
| 10. Pringsurat          | 2                 | 3                   | 749                 | 576                   | 100                 | 109                   |
| 11. Kaloran             | 3                 | 4                   | 520                 | 453                   | 136                 | 88                    |
| 12. Kandangan           | 3                 | 2                   | 700                 | 561                   | 191                 | 164                   |
| 13. K e d u             | 3                 | 4                   | 683                 | 675                   | 317                 | 286                   |
| 14. Ngadirejo           | 2                 | 2                   | 621                 | 733                   | 651                 | 619                   |
| 15. J u m o             | 2                 | 0                   | 319                 | 338                   | 0                   | 0                     |
| 16. Gemawang            | 1                 | 0                   | 340                 | 262                   | 0                   | 0                     |
| 17. Candiroto           | 2                 | 1                   | 382                 | 406                   | 15                  | 4                     |
| 18. Bejen               | 1                 | 0                   | 298                 | 279                   | 0                   | 0                     |
| 19. Tretep              | 1                 | 0                   | 157                 | 127                   | 0                   | 0                     |
| 20. Wonobojo            | 2                 | 0                   | 201                 | 245                   | 0                   | 0                     |
| Jumlah 2020/2021        | 42                | 36                  | 9 680               | 9 414                 | 3 472               | 2 899                 |
| 2019/2020               | 42                | 32                  | 9 550               | 9 899                 | 2 983               | 2 437                 |
| 2018/2019               | 42                | 32                  | 9 345               | 9 769                 | 3 138               | 2 633                 |
| 2017/2018               | 42                | 32                  | 9 345               | 9 769                 | 3 138               | 2 633                 |
| 2016/2017               | 42                | 32                  | 9 507               | 9 845                 | 3 095               | 2 600                 |
| 2015/2016               | 42                | 32                  | 9 263               | 9 762                 | 3 172               | 2 681                 |

Sumber Data : Dinas Pendidikan, Kepemudaan, dan Olahraga Kabupaten Temanggung

Source : *The Education, Youth and Sports Office of Temanggung Regency*

Keterangan : \*) Termasuk Kepala Sekolah

Note : *Include Head Master*

Tabel / Table : 4.1.4  
Lanjutan / Continued

| Kecamatan /<br>District | Guru / State *)  |                    |                  |                    |
|-------------------------|------------------|--------------------|------------------|--------------------|
|                         | Negeri / State   |                    | Swasta / Private |                    |
|                         | Laki-laki / Male | Perempuan / Female | Laki-laki / Male | Perempuan / Female |
| (1)                     | (8)              | (9)                | (10)             | (11)               |
| 1. Parakan              | 15               | 20                 | 28               | 39                 |
| 2. Kledung              | 19               | 22                 | 0                | 0                  |
| 3. Bansari              | 8                | 23                 | 0                | 0                  |
| 4. B u l u              | 24               | 38                 | 6                | 10                 |
| 5. Temanggung           | 82               | 134                | 25               | 40                 |
| 6. Tlogomulyo           | 19               | 22                 | 6                | 6                  |
| 7. Tembarak             | 15               | 19                 | 31               | 30                 |
| 8. Selopampang          | 12               | 22                 | 9                | 11                 |
| 9. Kranggan             | 18               | 32                 | 15               | 26                 |
| 10. Pringsurat          | 35               | 33                 | 11               | 19                 |
| 11. Kaloran             | 31               | 32                 | 29               | 47                 |
| 12. Kandangan           | 29               | 43                 | 12               | 16                 |
| 13. K e d u             | 24               | 60                 | 20               | 29                 |
| 14. Ngadirejo           | 27               | 44                 | 33               | 34                 |
| 15. J u m o             | 16               | 16                 | 0                | 0                  |
| 16. Gemawang            | 12               | 18                 | 0                | 0                  |
| 17. Candiroto           | 20               | 26                 | 5                | 5                  |
| 18. Bejen               | 25               | 16                 | 0                | 0                  |
| 19. Tretep              | 9                | 10                 | 0                | 0                  |
| 20. Wonobojo            | 19               | 16                 | 0                | 0                  |
| Jumlah 2020/2021        | 459              | 646                | 230              | 312                |
| 2019/2020               | 544              | 636                | 243              | 299                |
| 2018/2019               | 487              | 604                | 209              | 251                |
| 2017/2018               | 487              | 604                | 209              | 251                |
| 2016/2017               | 483              | 592                | 208              | 252                |
| 2015/2016               | 490              | 579                | 224              | 252                |

Sumber Data : Dinas Pendidikan, Kepemudaan, dan Olahraga Kabupaten Temanggung

Source : The Education, Youth and Sports Office of Temanggung Regency

Keterangan : \*) Termasuk Kepala Sekolah

Note : Include Head Master

**Tabel / Table : 4.1.5**  
**Banyaknya Peserta Ujian dan Persentase Kelulusan**  
**Murid SMP Menurut Kecamatan di Kabupaten Temanggung**  
**Tahun Pelajaran 2019/2020**

*Percentage of Junior High School Students Passed the Final Exam in Period of 2019/2020*

| Kecamatan /<br>District | Peserta / Participants |                       | Lulus / Graduate    |                       | Persentase / Percentage |                       |
|-------------------------|------------------------|-----------------------|---------------------|-----------------------|-------------------------|-----------------------|
|                         | Laki-laki /<br>Male    | Perempuan /<br>Female | Laki-laki /<br>Male | Perempuan /<br>Female | Laki-laki /<br>Male     | Perempuan /<br>Female |
| (1)                     | (2)                    | (3)                   | (4)                 | (5)                   | (6)                     | (7)                   |
| 1. Parakan              | 234                    | 249                   | 234                 | 249                   | 100,00                  | 100,00                |
| 2. Kledung              | 100                    | 125                   | 100                 | 125                   | 100,00                  | 100,00                |
| 3. Bansari              | 96                     | 107                   | 96                  | 107                   | 100,00                  | 100,00                |
| 4. B u l u              | 174                    | 193                   | 174                 | 193                   | 100,00                  | 100,00                |
| 5. Temanggung           | 705                    | 754                   | 705                 | 754                   | 100,00                  | 100,00                |
| 6. Tlogomulyo           | 166                    | 135                   | 166                 | 135                   | 100,00                  | 100,00                |
| 7. Tembarak             | 177                    | 179                   | 177                 | 179                   | 100,00                  | 100,00                |
| 8. Selopampang          | 125                    | 126                   | 125                 | 126                   | 100,00                  | 100,00                |
| 9. Kranggan             | 175                    | 192                   | 175                 | 192                   | 100,00                  | 100,00                |
| 10. Pringsurat          | 229                    | 224                   | 229                 | 224                   | 100,00                  | 100,00                |
| 11. Kaloran             | 190                    | 192                   | 190                 | 192                   | 100,00                  | 100,00                |
| 12. Kandangan           | 238                    | 242                   | 238                 | 242                   | 100,00                  | 100,00                |
| 13. K e d u             | 292                    | 252                   | 292                 | 252                   | 100,00                  | 100,00                |
| 14. Ngadirejo           | 404                    | 434                   | 404                 | 434                   | 100,00                  | 100,00                |
| 15. J u m o             | 80                     | 133                   | 80                  | 133                   | 100,00                  | 100,00                |
| 16. Gemawang            | 88                     | 77                    | 88                  | 77                    | 100,00                  | 100,00                |
| 17. Candiroto           | 158                    | 114                   | 158                 | 114                   | 100,00                  | 100,00                |
| 18. Bejen               | 105                    | 69                    | 105                 | 69                    | 100,00                  | 100,00                |
| 19. Tretep              | 41                     | 50                    | 41                  | 50                    | 100,00                  | 100,00                |
| 20. Wonobojo            | 79                     | 63                    | 79                  | 63                    | 100,00                  | 100,00                |
| <hr/>                   |                        |                       |                     |                       |                         |                       |
| Jumlah 2019/2020        | 3 856                  | 3 910                 | 3 856               | 3 910                 | 100,00                  | 100,00                |
| 2018/2019               | 4 061                  | 3 998                 | 4 060               | 3 998                 | 99,98                   | 100,00                |
| 2017/2018               | 3 896                  | 3 888                 | 3 896               | 3 888                 | 100,00                  | 100,00                |
| 2016/2017               | 3 754                  | 3 890                 | 3 753               | 3 890                 | 100,00                  | 100,00                |
| 2015/2016               | 3 551                  | 3 788                 | 3 547               | 3 786                 | 99,89                   | 99,95                 |

Sumber Data : Dinas Pendidikan, Kepemudaan, dan Olahraga Kabupaten Temanggung

Source : *The Education, Youth and Sports Office of Temanggung Regency*



**Tabel / Table : 4.1.6**  
**Banyaknya Sekolah, Guru, Murid Taman Kanak-Kanak**  
**Menurut Kecamatan di Kabupaten Temanggung Tahun Pelajaran 2020/2021**  
*Number of Kindergarten, Student and Teacher in Educational Period of 2020/2021*

| Kecamatan /<br>District | Sekolah /<br>School *) | Guru / State **)    |                       | Murid / Student     |                       |
|-------------------------|------------------------|---------------------|-----------------------|---------------------|-----------------------|
|                         |                        | Laki-laki /<br>Male | Perempuan /<br>Female | Laki-laki /<br>Male | Perempuan /<br>Female |
| (1)                     | (2)                    | (3)                 | (4)                   | (5)                 | (6)                   |
| 1. Parakan              | 16                     | 3                   | 64                    | 414                 | 360                   |
| 2. Kledung              | 12                     | 0                   | 45                    | 248                 | 265                   |
| 3. Bansari              | 13                     | 0                   | 32                    | 291                 | 240                   |
| 4. B u l u              | 17                     | 1                   | 59                    | 304                 | 308                   |
| 5. Temanggung           | 30                     | 6                   | 156                   | 814                 | 756                   |
| 6. Tlogomulyo           | 9                      | 0                   | 29                    | 198                 | 203                   |
| 7. Tembarak             | 7                      | 0                   | 20                    | 165                 | 149                   |
| 8. Selopampang          | 9                      | 0                   | 27                    | 166                 | 141                   |
| 9. Kranggan             | 19                     | 3                   | 61                    | 392                 | 389                   |
| 10. Pringsurat          | 27                     | 0                   | 64                    | 351                 | 322                   |
| 11. Kaloran             | 23                     | 4                   | 71                    | 432                 | 418                   |
| 12. Kandangan           | 18                     | 0                   | 55                    | 380                 | 362                   |
| 13. K e d u             | 21                     | 0                   | 51                    | 350                 | 289                   |
| 14. Ngadirejo           | 23                     | 0                   | 78                    | 599                 | 577                   |
| 15. J u m o             | 14                     | 1                   | 51                    | 258                 | 252                   |
| 16. Gemawang            | 13                     | 0                   | 43                    | 244                 | 239                   |
| 17. Candiroto           | 17                     | 0                   | 45                    | 221                 | 212                   |
| 18. Bejen               | 12                     | 0                   | 29                    | 186                 | 131                   |
| 19. Tretep              | 7                      | 0                   | 18                    | 130                 | 152                   |
| 20. Wonobojo            | 19                     | 0                   | 49                    | 304                 | 291                   |
| <hr/>                   |                        |                     |                       |                     |                       |
| Jumlah 2020/2021        | 326                    | 18                  | 1047                  | 6447                | 6056                  |
| 2019/2020               | 324                    | 29                  | 1014                  | 6654                | 6210                  |
| 2018/2019               | 324                    | 27                  | 976                   | 6654                | 6183                  |
| 2017/2018               | 324                    | 25                  | 875                   | 7101                | 6712                  |
| 2016/2017               | 323                    | 43                  | 996                   | 7379                | 6987                  |

Sumber Data : Dinas Pendidikan, Kepemudaan, dan Olahraga Kabupaten Temanggung

Source : *The Education, Youth and Sports Office of Temanggung Regency*

Keterangan / Note :

**Tabel / Table : 4.1.7**  
**Banyaknya Murid SD yang Mengulang dan Putus Sekolah**  
**Menurut Kecamatan di Kabupaten Temanggung**  
**Tahun Pelajaran 2020/2021**

*Number of Drop Out and Remedial in Elementary School in Educational Period 2020/2021*

| Kecamatan /<br>District | Jumlah Murid SD Tahun<br>Pelajaran 2020/2021 |                       | Murid Mengulang Tahun<br>Pelajaran 2019/2020 |                       | Murid Putus Sekolah Tahun<br>pelajaran 2019/2020 |                       |
|-------------------------|----------------------------------------------|-----------------------|----------------------------------------------|-----------------------|--------------------------------------------------|-----------------------|
|                         | Laki-laki /<br>Male                          | Perempuan /<br>Female | Laki-laki /<br>Male                          | Perempuan /<br>Female | Laki-laki /<br>Male                              | Perempuan /<br>Female |
| (1)                     | (2)                                          | (3)                   | (4)                                          | (5)                   | (6)                                              | (7)                   |
| 1. Parakan              | 2 039                                        | 1 817                 | 61                                           | 25                    | 3                                                | 0                     |
| 2. Kledung              | 1 090                                        | 1 054                 | 49                                           | 29                    | 0                                                | 1                     |
| 3. Bansari              | 878                                          | 815                   | 38                                           | 6                     | 0                                                | 0                     |
| 4. B u l u              | 2 009                                        | 1 749                 | 60                                           | 13                    | 0                                                | 0                     |
| 5. Temanggung           | 4 128                                        | 3 967                 | 89                                           | 31                    | 2                                                | 1                     |
| 6. Tlogomulyo           | 981                                          | 856                   | 32                                           | 26                    | 0                                                | 0                     |
| 7. Tembarak             | 950                                          | 848                   | 21                                           | 5                     | 0                                                | 0                     |
| 8. Selopampang          | 730                                          | 676                   | 35                                           | 13                    | 0                                                | 0                     |
| 9. Kranggan             | 2 035                                        | 1 807                 | 77                                           | 27                    | 0                                                | 0                     |
| 10. Pringsurat          | 1 587                                        | 1 467                 | 53                                           | 15                    | 1                                                | 0                     |
| 11. Kaloran             | 1 429                                        | 1 255                 | 25                                           | 11                    | 0                                                | 0                     |
| 12. Kandangan           | 1 495                                        | 1 366                 | 41                                           | 9                     | 0                                                | 0                     |
| 13. K e d u             | 1 788                                        | 1 650                 | 81                                           | 32                    | 1                                                | 2                     |
| 14. Ngadirejo           | 2 947                                        | 2 561                 | 98                                           | 56                    | 2                                                | 2                     |
| 15. J u m o             | 921                                          | 887                   | 29                                           | 6                     | 1                                                | 0                     |
| 16. Gemawang            | 1 258                                        | 1 143                 | 33                                           | 13                    | 1                                                | 0                     |
| 17. Candirototo         | 1 116                                        | 1 029                 | 62                                           | 11                    | 0                                                | 0                     |
| 18. Bejen               | 761                                          | 641                   | 22                                           | 9                     | 0                                                | 0                     |
| 19. Tretjep             | 815                                          | 696                   | 30                                           | 6                     | 0                                                | 0                     |
| 20. Wonobojo            | 993                                          | 926                   | 15                                           | 4                     | 0                                                | 0                     |
| <hr/>                   |                                              |                       |                                              |                       |                                                  |                       |
| Jumlah 2020/2021        | 29 950                                       | 27 210                | 951                                          | 347                   | 11                                               | 6                     |
| 2019/2020               | 29 428                                       | 27 339                | 1 052                                        | 374                   | 14                                               | 7                     |
| 2018/2019               | 30 639                                       | 27 825                | 1 796                                        | 640                   | 22                                               | 7                     |
| 2017/2018               | 31 038                                       | 28 187                | 2 162                                        | 1 205                 | 42                                               | 7                     |
| 2016/2017               | 31 114                                       | 28 234                | 2 259                                        | 899                   | 33                                               | 9                     |

Sumber Data : Dinas Pendidikan, Kepemudaan, dan Olahraga Kabupaten Temanggung

Source : *The Education, Youth and Sports Office of Temanggung Regency*

**Tabel / Table : 4.1.8**  
**Banyaknya Murid SMP yang Mengulang dan Putus Sekolah**  
**Menurut Kecamatan di Kabupaten Temanggung Tahun Pelajaran 2020/2021**  
*Number of Drop Out and Remedial in Junior High School in Educational Period 2020/2021*

| Kecamatan /<br>District | Jumlah Murid SMP Tahun<br>Pelajaran 2020/2021 |                       | Murid Mengulang Tahun<br>Pelajaran 2019/2020 |                       | Murid Putus Sekolah Tahun<br>Pelajaran 2019/2020 |                       |
|-------------------------|-----------------------------------------------|-----------------------|----------------------------------------------|-----------------------|--------------------------------------------------|-----------------------|
|                         | Laki-laki /<br>Male                           | Perempuan /<br>Female | Laki-laki /<br>Male                          | Perempuan /<br>Female | Laki-laki /<br>Male                              | Perempuan /<br>Female |
|                         | (1)                                           | (2)                   | (3)                                          | (4)                   | (5)                                              | (6)                   |
| 1. Parakan              | 822                                           | 702                   | 0                                            | 1                     | 0                                                | 2                     |
| 2. Kledung              | 378                                           | 320                   | 0                                            | 0                     | 1                                                | 0                     |
| 3. Bansari              | 354                                           | 272                   | 2                                            | 1                     | 1                                                | 1                     |
| 4. B u l u              | 646                                           | 621                   | 1                                            | 0                     | 1                                                | 0                     |
| 5. Temanggung           | 2 127                                         | 2 134                 | 6                                            | 10                    | 3                                                | 1                     |
| 6. Tlogomulyo           | 502                                           | 524                   | 0                                            | 0                     | 2                                                | 0                     |
| 7. Tembarak             | 707                                           | 710                   | 0                                            | 3                     | 0                                                | 2                     |
| 8. Selopampang          | 580                                           | 473                   | 4                                            | 6                     | 1                                                | 0                     |
| 9. Kranggan             | 656                                           | 632                   | 0                                            | 7                     | 2                                                | 1                     |
| 10. Pringsurat          | 849                                           | 685                   | 1                                            | 0                     | 1                                                | 1                     |
| 11. Kaloran             | 656                                           | 541                   | 0                                            | 0                     | 0                                                | 1                     |
| 12. Kandangan           | 891                                           | 725                   | 0                                            | 3                     | 2                                                | 0                     |
| 13. K e d u             | 1 000                                         | 961                   | 3                                            | 0                     | 2                                                | 1                     |
| 14. Ngadirejo           | 1 272                                         | 1 352                 | 0                                            | 0                     | 3                                                | 2                     |
| 15. J u m o             | 319                                           | 338                   | 2                                            | 2                     | 1                                                | 0                     |
| 16. Gemawang            | 340                                           | 262                   | 0                                            | 0                     | 1                                                | 1                     |
| 17. Candiroto           | 397                                           | 410                   | 0                                            | 0                     | 1                                                | 0                     |
| 18. Bejen               | 298                                           | 279                   | 4                                            | 5                     | 0                                                | 1                     |
| 19. Tretep              | 157                                           | 127                   | 1                                            | 0                     | 1                                                | 0                     |
| 20. Wonobojo            | 201                                           | 245                   | 0                                            | 0                     | 1                                                | 0                     |
| Jumlah 2020/2021        | 13 152                                        | 12 313                | 24                                           | 38                    | 24                                               | 14                    |
| 2019/2020               | 12 533                                        | 12 336                | 47                                           | 39                    | 64                                               | 31                    |
| 2018/2019               | 12 444                                        | 12 176                | 44                                           | 2                     | 58                                               | 19                    |
| 2017/2018               | 12 183                                        | 12 402                | 79                                           | 16                    | 35                                               | 14                    |
| 2016/2017               | 12 602                                        | 12 445                | 81                                           | 15                    | 53                                               | 14                    |

Sumber Data : Dinas Pendidikan, Kepemudaan, dan Olahraga Kabupaten Temanggung

Source : *The Education, Youth and Sports Office of Temanggung Regency*

**Tabel / Table : 4.1.9**  
**Banyaknya PAUD, Murid dan Guru**  
**Menurut Kecamatan di Kabupaten Temanggung Tahun Pelajaran, 2020/2021**  
*Number of Early Childhood Education, Student and Teacher in Educational Period of*  
*2020/2021*

| Kecamatan / District | PAUD / Early<br>Childhood<br>Education | Murid / Student     |                       | Guru / Teacher *)   |                       |     |
|----------------------|----------------------------------------|---------------------|-----------------------|---------------------|-----------------------|-----|
|                      |                                        | Laki-laki /<br>Male | Perempuan<br>/ Female | Laki-laki /<br>Male | Perempuan<br>/ Female |     |
| (1)                  | (2)                                    | (3)                 | (4)                   | (5)                 | (6)                   |     |
| 1. Parakan           | 26                                     | 306                 | 278                   | 0                   | 58                    |     |
| 2. Kledung           | 11                                     | 41                  | 45                    | 1                   | 18                    |     |
| 3. Bansari           | 5                                      | 120                 | 109                   | 0                   | 34                    |     |
| 4. B u l u           | 14                                     | 194                 | 195                   | 0                   | 61                    |     |
| 5. Temanggung        | 38                                     | 525                 | 519                   | 0                   | 20                    |     |
| 6. Tlogomulyo        | 12                                     | 146                 | 151                   | 0                   | 31                    |     |
| 7. Tembarak          | 7                                      | 204                 | 179                   | 1                   | 32                    |     |
| 8. Selopampang       | 7                                      | 77                  | 93                    | 0                   | 20                    |     |
| 9. Kranggan          | 13                                     | 127                 | 116                   | 1                   | 30                    |     |
| 10. Pringsurat       | 14                                     | 193                 | 196                   | 1                   | 57                    |     |
| 11. Kaloran          | 7                                      | 101                 | 81                    | 2                   | 15                    |     |
| 12. Kandangan        | 16                                     | 269                 | 266                   | 4                   | 62                    |     |
| 13. K e d u          | 12                                     | 228                 | 224                   | 0                   | 29                    |     |
| 14. Ngadirejo        | 23                                     | 330                 | 270                   | 0                   | 38                    |     |
| 15. J u m o          | 13                                     | 254                 | 255                   | 6                   | 145                   |     |
| 16. Gemawang         | 13                                     | 118                 | 104                   | 0                   | 27                    |     |
| 17. Candiroto        | 15                                     | 160                 | 168                   | 2                   | 40                    |     |
| 18. Bejen            | 10                                     | 163                 | 147                   | 0                   | 14                    |     |
| 19. Tretep           | 8                                      | 103                 | 94                    | 0                   | 33                    |     |
| 20. Wonoboyo         | 16                                     | 161                 | 158                   | 0                   | 18                    |     |
| <hr/>                |                                        |                     |                       |                     |                       |     |
| Jumlah               | 2020/2021                              | 280                 | 3 820                 | 3 648               | 18                    | 782 |
|                      | 2019/2020                              | 280                 | 3 823                 | 3 659               | 10                    | 761 |
|                      | 2018/2019                              | 280                 | 3 578                 | 3 299               | 10                    | 768 |
|                      | 2017/2018                              | 270                 | 3 011                 | 2 958               | 17                    | 771 |
|                      | 2016/2017                              | 271                 | 2 705                 | 2 767               | 18                    | 847 |

Sumber Data : Dinas Pendidikan, Kepemudaan, dan Olahraga Kabupaten Temanggung

Source : *The Education, Youth and Sports Office of Temanggung Regency*

Keterangan : Termasuk Kepala Sekolah

Note : *Include Head Master*

**Tabel / Table : 4.1.10**  
**Nilai APK dan APM PAUD, SD, SMP dan SM**  
**Menurut Kecamatan di Kabupaten Temanggung Tahun Pelajaran 2020/2021**  
*Score of Participation of Preschool, Elementary,*  
*Junior and High School in Education Period of 2020/2021*

| Kecamatan /<br>District | PAUD / <i>Early Childhood</i><br><i>Education</i> |            | SD/MI / <i>Elementary School</i> |        |
|-------------------------|---------------------------------------------------|------------|----------------------------------|--------|
|                         | APK 0-6 th                                        | APK 4-6 th | APK                              | APM    |
| (1)                     | (2)                                               | (3)        | (4)                              | (5)    |
| 1. Parakan              | 46,23                                             | 90,49      | 115,98                           | 104,30 |
| 2. Kledung              | 26,12                                             | 51,99      | 93,42                            | 88,61  |
| 3. Bansari              | 42,80                                             | 76,70      | 105,32                           | 97,68  |
| 4. B u l u              | 35,17                                             | 66,65      | 104,19                           | 93,72  |
| 5. Temanggung           | 48,81                                             | 96,83      | 143,87                           | 131,33 |
| 6. Tlogomulyo           | 36,81                                             | 68,38      | 96,72                            | 85,34  |
| 7. Tembarak             | 42,52                                             | 88,14      | 116,12                           | 101,77 |
| 8. Selopampang          | 30,46                                             | 53,44      | 87,86                            | 82,53  |
| 9. Kranggan             | 31,46                                             | 59,25      | 99,19                            | 93,67  |
| 10. Pringsurat          | 31,81                                             | 61,40      | 102,10                           | 95,56  |
| 11. Kaloran             | 30,78                                             | 60,51      | 98,47                            | 89,91  |
| 12. Kandangan           | 41,37                                             | 79,64      | 103,35                           | 95,70  |
| 13. K e d u             | 30,09                                             | 56,78      | 94,43                            | 86,90  |
| 14. Ngadirejo           | 40,40                                             | 81,46      | 113,33                           | 100,20 |
| 15. J u m o             | 47,93                                             | 88,78      | 102,27                           | 95,06  |
| 16. Gemawang            | 36,25                                             | 73,68      | 101,02                           | 93,68  |
| 17. Candiroto           | 39,91                                             | 76,72      | 100,03                           | 92,33  |
| 18. Bejen               | 39,70                                             | 75,24      | 90,97                            | 83,06  |
| 19. Tretep              | 38,48                                             | 77,89      | 102,97                           | 89,92  |
| 20. Wonobojo            | 42,20                                             | 80,72      | 97,21                            | 88,63  |
| Jumlah 2020/2021        | 38,27                                             | 74,16      | 97,62                            | 106,86 |
| 2019/2020               | 37,53                                             | 73,99      | 106,89                           | 96,97  |
| 2018/2019               | 32,91                                             | 73,71      | 110,39                           | 96,88  |
| 2017/2018               | 38,21                                             | 73,85      | 112,13                           | 96,59  |
| 2016/2017               | 38,19                                             | 73,49      | 111,06                           | 93,69  |

Sumber Data : Dinas Pendidikan, Kepemudaan, dan Olahraga Kabupaten Temanggung  
Source : *The Education, Youth and Sports Office of Temanggung Regency*

Tabel / Table : 4.1.10

Lanjutan / Continued

| Kecamatan / District | SMP/MTs /<br>Junior High School |        | SMA/SMK/MA /<br>High School |       |
|----------------------|---------------------------------|--------|-----------------------------|-------|
|                      | APK                             | APM    | APK                         | APM   |
| (1)                  | (6)                             | (7)    | (8)                         | (9)   |
| 1. Parakan           | 120,94                          | 102,21 | NA                          | NA    |
| 2. Kledung           | 62,10                           | 56,58  | NA                          | NA    |
| 3. Bansari           | 66,50                           | 56,23  | NA                          | NA    |
| 4. B u l u           | 68,49                           | 59,57  | NA                          | NA    |
| 5. Temanggung        | 119,28                          | 107,74 | NA                          | NA    |
| 6. Tlogomulyo        | 104,33                          | 89,23  | NA                          | NA    |
| 7. Tembarak          | 134,41                          | 116,96 | NA                          | NA    |
| 8. Selopampang       | 168,98                          | 143,45 | NA                          | NA    |
| 9. Kranggan          | 99,42                           | 85,74  | NA                          | NA    |
| 10. Pringsurat       | 101,36                          | 86,49  | NA                          | NA    |
| 11. Kaloran          | 83,93                           | 72,71  | NA                          | NA    |
| 12. Kandangan        | 91,84                           | 81,61  | NA                          | NA    |
| 13. K e d u          | 114,84                          | 98,92  | NA                          | NA    |
| 14. Ngadirejo        | 125,45                          | 111,58 | NA                          | NA    |
| 15. J u m o          | 86,10                           | 72,58  | NA                          | NA    |
| 16. Gemawang         | 61,87                           | 52,11  | NA                          | NA    |
| 17. Candiroto        | 76,93                           | 65,87  | NA                          | NA    |
| 18. Bejen            | 72,72                           | 63,48  | NA                          | NA    |
| 19. Tretep           | 62,70                           | 50,90  | NA                          | NA    |
| 20. Wonobojo         | 53,62                           | 45,15  | NA                          | NA    |
| Jumlah 2020/2021     | 98,17                           | 85,25  | NA                          | NA    |
| 2019/2020            | 97,26                           | 84,52  | NA                          | NA    |
| 2018/2019            | 98,17                           | 87,15  | NA                          | NA    |
| 2017/2018            | 98,13                           | 84,01  | 65,68                       | 53,46 |
| 2016/2017            | 97,17                           | 83,73  | 60,76                       | 51,09 |
| 2015/2016            | 96,07                           | 83,69  | 56,73                       | 40,36 |

Sumber Data : Dinas Pendidikan, Kepemudaan, dan Olahraga Kabupaten Temanggung

Source : The Education, Youth and Sports Office of Temanggung Regency

**Tabel / Table : 4.1.11**  
**Banyaknya Perpustakaan Sekolah Menurut Jenisnya**  
**Menurut Kecamatan di Kabupaten Temanggung, 2020/2021**  
*Number of School Library in Temanggung Regency, 2020/2021*

| Kecamatan / District | Jenis Perpustakaan / Type Library |                                    |                         |                               |
|----------------------|-----------------------------------|------------------------------------|-------------------------|-------------------------------|
|                      | SD/MI /<br>Elementary<br>School   | SMP/MTs /<br>Junior High<br>School | SMA/MA / High<br>School | SMK / Vocation<br>High School |
| (1)                  | (2)                               | (3)                                | (4)                     | (5)                           |
| 1. Parakan           | 33                                | 5                                  | NA                      | NA                            |
| 2. Kledung           | 16                                | 2                                  | NA                      | NA                            |
| 3. Bansari           | 15                                | 1                                  | NA                      | NA                            |
| 4. B u l u           | 33                                | 4                                  | NA                      | NA                            |
| 5. Temanggung        | 48                                | 12                                 | NA                      | NA                            |
| 6. Tlogomulyo        | 13                                | 3                                  | NA                      | NA                            |
| 7. Tembarak          | 20                                | 4                                  | NA                      | NA                            |
| 8. Selopampang       | 15                                | 3                                  | NA                      | NA                            |
| 9. Kranggan          | 34                                | 6                                  | NA                      | NA                            |
| 10. Pringsurat       | 45                                | 5                                  | NA                      | NA                            |
| 11. Kaloran          | 33                                | 7                                  | NA                      | NA                            |
| 12. Kandangan        | 40                                | 5                                  | NA                      | NA                            |
| 13. K e d u          | 38                                | 7                                  | NA                      | NA                            |
| 14. Ngadirejo        | 35                                | 4                                  | NA                      | NA                            |
| 15. J u m o          | 22                                | 1                                  | NA                      | NA                            |
| 16. Gemawang         | 23                                | 1                                  | NA                      | NA                            |
| 17. Candiroto        | 24                                | 3                                  | NA                      | NA                            |
| 18. Bejen            | 19                                | 2                                  | NA                      | NA                            |
| 19. Tretep           | 13                                | 1                                  | NA                      | NA                            |
| 20. Wonobojo         | 16                                | 2                                  | NA                      | NA                            |
| Jumlah 2020/2021     | 535                               | 78                                 | NA                      | NA                            |
| 2019/2020            | 466                               | 104                                | NA                      | NA                            |
| 2018/2019            | 466                               | 104                                | NA                      | NA                            |
| 2017/2018            | 441                               | 100                                | 22                      | 22                            |
| 2016/2017            | 411                               | 100                                | 22                      | 20                            |

Sumber Data : Dinas Pendidikan, Kepemudaan, dan Olahraga Kabupaten Temanggung  
Source : The Education, Youth and Sports Office of Temanggung Regency

**Tabel / Table : 4.2.1.**  
**Banyaknya Tenaga Medis, Paramedis, Tenaga Kesehatan**  
**Lainnya di Lingkungan Dinas Kesehatan Menurut**  
**Kecamatan di Kabupaten Temanggung, 2020**

*Number of Paramedics in Public Health Center in Temanggung Regency, 2020*

| Kecamatan / District |             | Dokter / Doctor  |                    |                        |                    |                  |                    | Perawat / Nurse  |                    |
|----------------------|-------------|------------------|--------------------|------------------------|--------------------|------------------|--------------------|------------------|--------------------|
|                      |             | Umum / General   |                    | Spesialis / Specialist |                    | Gigi / Dentist   |                    | Laki-laki / Male | Perempuan / Female |
|                      |             | Laki-laki / Male | Perempuan / Female | Laki-laki / Male       | Perempuan / Female | Laki-laki / Male | Perempuan / Female |                  |                    |
| (1)                  | (2)         | (3)              | (4)                | (5)                    | (6)                | (7)              | (8)                | (9)              |                    |
| 1. Parakan           | Parakan     | 1                | 1                  | 0                      | 0                  | 1                | 1                  | 4                | 2                  |
|                      | Traji       | 1                | 0                  | 0                      | 0                  | 0                | 1                  | 1                | 3                  |
| 2. Kledung           | Kledung     | 1                | 0                  | 0                      | 0                  | 0                | 1                  | 3                | 2                  |
| 3. Bansari           | Bansari     | 0                | 1                  | 0                      | 0                  | 0                | 1                  | 1                | 3                  |
| 4. B u l u           | Bulu        | 0                | 1                  | 0                      | 0                  | 0                | 2                  | 2                | 2                  |
| 5. Temanggung        | Temanggung  | 1                | 1                  | 0                      | 0                  | 0                | 1                  | 2                | 4                  |
|                      | Dharma Rini | 1                | 1                  | 0                      | 0                  | 0                | 1                  | 2                | 3                  |
| 6. Tlogomulyo        | Tlogomulyo  | 0                | 1                  | 0                      | 0                  | 0                | 1                  | 1                | 3                  |
| 7. Tembarak          | Tembarak    | 1                | 1                  | 0                      | 0                  | 0                | 1                  | 1                | 3                  |
| 8. Selopampang       | Selopampang | 1                | 1                  | 0                      | 0                  | 0                | 2                  | 4                | 5                  |
| 9. Kranggan          | Kranggan    | 0                | 1                  | 0                      | 0                  | 0                | 2                  | 1                | 3                  |
|                      | Pare        | 1                | 0                  | 0                      | 0                  | 0                | 2                  | 0                | 3                  |
| 10. Pringsurat       | Pringsurat  | 1                | 1                  | 0                      | 0                  | 0                | 1                  | 2                | 6                  |
|                      | Rejosari    | 0                | 2                  | 0                      | 0                  | 0                | 1                  | 1                | 3                  |
| 11. Kaloran          | Kaloran     | 0                | 1                  | 0                      | 0                  | 0                | 1                  | 2                | 1                  |
|                      | Tepusen     | 0                | 1                  | 0                      | 0                  | 0                | 1                  | 0                | 3                  |
| 12. Kandangan        | Kandangan   | 0                | 2                  | 0                      | 0                  | 1                | 0                  | 1                | 3                  |
| 13. K e d u          | Kedu        | 0                | 2                  | 0                      | 0                  | 0                | 1                  | 1                | 4                  |
| 14. Ngadirejo        | Ngadirejo   | 1                | 1                  | 0                      | 0                  | 0                | 1                  | 2                | 9                  |
|                      | Banjarsari  | 1                | 0                  | 0                      | 0                  | 0                | 1                  | 2                | 2                  |
| 15. J u m o          | J u m o     | 0                | 1                  | 0                      | 0                  | 0                | 1                  | 1                | 3                  |
| 16. Gemawang         | Gemawang    | 1                | 1                  | 0                      | 0                  | 0                | 1                  | 5                | 4                  |
| 17. Candiroto        | Candiroto   | 0                | 1                  | 0                      | 0                  | 1                | 0                  | 1                | 3                  |
| 18. Bejen            | Bejen       | 0                | 2                  | 0                      | 0                  | 0                | 1                  | 2                | 8                  |
| 19. Tretep           | Tretep      | 1                | 0                  | 0                      | 0                  | 1                | 0                  | 3                | 2                  |
| 20. Wonobojo         | Wonobojo    | 1                | 1                  | 0                      | 0                  | 0                | 1                  | 6                | 3                  |
| Jumlah               | 2020        | 14               | 25                 | 0                      | 0                  | 4                | 27                 | 51               | 90                 |
|                      | 2019        | 10               | 20                 | 0                      | 0                  | 4                | 21                 | 65               | 119                |
|                      | 2018        | 10               | 16                 | 0                      | 0                  | 4                | 18                 | 52               | 83                 |
|                      | 2017        | 9                | 16                 | 0                      | 0                  | 4                | 18                 | 55               | 88                 |
|                      | 2016        | 11               | 18                 | 0                      | 0                  | 4                | 18                 | 55               | 88                 |

Sumber Data : Dinas Kesehatan Kabupaten Temanggung

Source : Public Health Service of Temanggung Regency



Tabel / Table : 4.2.1.

Lanjutan / Continued

| Kecamatan / District |             | Perawat Gigi /<br>Orthodontist |                           | Bidan /<br>Midwife | Sanitarian /<br>Sanitarian |                           | Apoteker /<br>Pharmacist |                           |
|----------------------|-------------|--------------------------------|---------------------------|--------------------|----------------------------|---------------------------|--------------------------|---------------------------|
|                      |             | Laki-laki /<br>Male            | Peremp<br>uan /<br>Female |                    | Laki-laki<br>/ Male        | Peremp<br>uan /<br>Female | Laki-<br>laki /<br>Male  | Peremp<br>uan /<br>Female |
| (1)                  |             | (10)                           | (11)                      | (12)               | (13)                       | (14)                      | (15)                     | (16)                      |
| 1. Parakan           | Parakan     | 0                              | 1                         | 10                 | 0                          | 1                         | 0                        | 1                         |
|                      | Traji       | 0                              | 2                         | 13                 | 0                          | 1                         | 0                        | 0                         |
| 2. Kledung           | Kledung     | 0                              | 1                         | 14                 | 1                          | 0                         | 0                        | 0                         |
| 3. Bansari           | Bansari     | 1                              | 0                         | 15                 | 0                          | 2                         | 0                        | 0                         |
| 4. B u l u           | Bulu        | 0                              | 1                         | 20                 | 0                          | 1                         | 0                        | 0                         |
| 5. Temanggung        | Temanggung  | 0                              | 1                         | 13                 | 0                          | 2                         | 0                        | 1                         |
|                      | Dharma Rini | 0                              | 1                         | 12                 | 0                          | 1                         | 0                        | 0                         |
| 6. Tlogomulyo        | Tlogomulyo  | 0                              | 1                         | 14                 | 0                          | 1                         | 0                        | 1                         |
| 7. Tembarak          | Tembarak    | 0                              | 1                         | 17                 | 0                          | 1                         | 0                        | 0                         |
| 8. Selopampang       | Selopampang | 0                              | 1                         | 12                 | 0                          | 1                         | 0                        | 0                         |
| 9. Kranggan          | Kranggan    | 0                              | 1                         | 10                 | 0                          | 1                         | 0                        | 0                         |
|                      | Pare        | 0                              | 1                         | 9                  | 1                          | 0                         | 0                        | 0                         |
| 10. Pringsurat       | Pringsurat  | 0                              | 2                         | 11                 | 0                          | 1                         | 0                        | 1                         |
|                      | Rejosari    | 0                              | 1                         | 10                 | 1                          | 0                         | 0                        | 0                         |
| 11. Kaloran          | Kaloran     | 1                              | 0                         | 12                 | 0                          | 1                         | 0                        | 0                         |
|                      | Tepusen     | 0                              | 1                         | 7                  | 1                          | 0                         | 0                        | 0                         |
| 12. Kandangan        | Kandangan   | 1                              | 0                         | 16                 | 0                          | 1                         | 0                        | 0                         |
| 13. K e d u          | Kedu        | 0                              | 1                         | 16                 | 0                          | 1                         | 0                        | 0                         |
| 14. Ngadirejo        | Ngadirejo   | 1                              | 1                         | 17                 | 0                          | 1                         | 0                        | 1                         |
|                      | Banjarsari  | 0                              | 1                         | 12                 | 0                          | 1                         | 0                        | 0                         |
| 15. J u m o          | J u m o     | 0                              | 1                         | 16                 | 1                          | 0                         | 0                        | 0                         |
| 16. Gemawang         | Gemawang    | 1                              | 0                         | 10                 | 0                          | 1                         | 1                        | 0                         |
| 17. Candiroto        | Candiroto   | 0                              | 1                         | 17                 | 0                          | 0                         | 0                        | 0                         |
| 18. Bejen            | Bejen       | 0                              | 1                         | 13                 | 0                          | 1                         | 0                        | 1                         |
| 19. Tretep           | Tretep      | 1                              | 0                         | 11                 | 1                          | 0                         | 0                        | 0                         |
| 20. Wonobojo         | Wonobojo    | 0                              | 1                         | 14                 | 1                          | 0                         | 0                        | 0                         |
| Jumlah               | 2020        | 6                              | 23                        | 341                | 7                          | 20                        | 1                        | 6                         |
|                      | 2019        | 5                              | 22                        | 417                | 8                          | 22                        | 1                        | 5                         |
|                      | 2018        | 4                              | 19                        | 331                | 6                          | 19                        | 1                        | 4                         |
|                      | 2017        | 2                              | 15                        | 376                | 7                          | 18                        | 1                        | 4                         |
|                      | 2016        | 6                              | 18                        | 444                | 6                          | 19                        | 2                        | 3                         |

Sumber Data : Dinas Kesehatan Kabupaten Temanggung

Source : Public Health Service of Temanggung Regency

**Tabel / Table : 4.2.1.**  
**Lanjutan / Continued**

| Kecamatan / District |             | Asisten Apoteker<br>/ Pharmacist<br>Assistant |                           | Nutrisionist /<br>Nutritionist |                           | Analisis<br>Kesehatan/<br>Health Analyst |                           | Tenaga<br>Kesehatan<br>Masyarakat |                           | Dukun<br>Bayi /<br>Traditio | Ambul<br>an / |
|----------------------|-------------|-----------------------------------------------|---------------------------|--------------------------------|---------------------------|------------------------------------------|---------------------------|-----------------------------------|---------------------------|-----------------------------|---------------|
|                      |             | Laki-laki<br>/ Male                           | Peremp<br>uan /<br>Female | Laki-<br>laki /<br>Male        | Perempu<br>an /<br>Female | Laki-laki<br>/ Male                      | Peremp<br>uan /<br>Female | Laki-laki<br>/ Male               | Peremp<br>uan /<br>Female | Peremp<br>uan /<br>Female   | Ambul<br>ance |
| (1)                  |             | (17)                                          | (18)                      | (19)                           | (20)                      | (21)                                     | (22)                      | (23)                              | (24)                      | (25)                        | (26)          |
| 1. Parakan           | Parakan     | 0                                             | 1                         | 0                              | 1                         | 0                                        | 1                         | 0                                 | 1                         | 0                           | 2             |
|                      | Traji       | 1                                             | 0                         | 0                              | 1                         | 1                                        | 0                         | 0                                 | 0                         | 0                           | 0             |
| 2. Kledung           | Kledung     | 0                                             | 1                         | 0                              | 0                         | 1                                        | 1                         | 0                                 | 0                         | 9                           | 1             |
| 3. Bansari           | Bansari     | 0                                             | 1                         | 1                              | 0                         | 0                                        | 1                         | 0                                 | 0                         | 11                          | 2             |
| 4. B u l u           | Bulu        | 0                                             | 1                         | 1                              | 0                         | 0                                        | 1                         | 0                                 | 0                         | 15                          | 2             |
| 5. Temanggung        | Temanggung  | 1                                             | 2                         | 0                              | 3                         | 2                                        | 2                         | 0                                 | 0                         | 8                           | 0             |
|                      | Dharma Rini | 0                                             | 1                         | 0                              | 1                         | 0                                        | 1                         | 0                                 | 0                         | 0                           | 1             |
| 6. Tlogomulyo        | Tlogomulyo  | 0                                             | 1                         | 0                              | 1                         | 0                                        | 1                         | 0                                 | 0                         | 3                           | 0             |
| 7. Tembarak          | Tembarak    | 0                                             | 1                         | 0                              | 1                         | 0                                        | 1                         | 0                                 | 0                         | 15                          | 0             |
| 8. Selopampang       | Selopampang | 0                                             | 1                         | 1                              | 0                         | 0                                        | 1                         | 0                                 | 1                         | 11                          | 1             |
|                      | Kranggan    | 0                                             | 1                         | 0                              | 1                         | 0                                        | 1                         | 0                                 | 0                         | 0                           | 1             |
| 9. Kranggan          | Pare        | 1                                             | 0                         | 0                              | 1                         | 0                                        | 1                         | 0                                 | 0                         | 12                          | 1             |
|                      | Pringsurat  | 0                                             | 1                         | 0                              | 1                         | 0                                        | 1                         | 0                                 | 0                         | 0                           | 2             |
| 10. Pringsurat       | Rejosari    | 0                                             | 1                         | 1                              | 0                         | 0                                        | 1                         | 0                                 | 1                         | 10                          | 1             |
|                      | Kaloran     | 0                                             | 1                         | 0                              | 1                         | 0                                        | 1                         | 0                                 | 0                         | 0                           | 1             |
| 11. Kaloran          | Tepusen     | 0                                             | 1                         | 0                              | 1                         | 0                                        | 1                         | 0                                 | 0                         | 3                           | 1             |
|                      | Kandangan   | 0                                             | 1                         | 0                              | 1                         | 1                                        | 1                         | 0                                 | 0                         | 1                           | 2             |
| 12. K e d u          | Kedu        | 0                                             | 1                         | 0                              | 1                         | 0                                        | 1                         | 0                                 | 0                         | 15                          | 1             |
| 14. Ngadirejo        | Ngadirejo   | 1                                             | 0                         | 0                              | 1                         | 0                                        | 2                         | 0                                 | 0                         | 7                           | 2             |
|                      | Banjarsari  | 0                                             | 1                         | 1                              | 0                         | 0                                        | 1                         | 0                                 | 0                         | 0                           | 1             |
| 15. J u m o          | J u m o     | 1                                             | 0                         | 0                              | 1                         | 1                                        | 0                         | 0                                 | 0                         | 0                           | 1             |
| 16. Gemawang         | Gemawang    | 1                                             | 0                         | 0                              | 1                         | 0                                        | 1                         | 0                                 | 1                         | 0                           | 1             |
| 17. Candiroto        | Candiroto   | 0                                             | 1                         | 0                              | 1                         | 0                                        | 1                         | 0                                 | 0                         | 23                          | 1             |
| 18. Bejen            | Bejen       | 0                                             | 1                         | 0                              | 1                         | 0                                        | 1                         | 0                                 | 0                         | 16                          | 1             |
| 19. Tretep           | Tretep      | 0                                             | 1                         | 1                              | 0                         | 1                                        | 0                         | 0                                 | 0                         | 13                          | 1             |
| 20. Wonobojo         | Wonobojo    | 0                                             | 1                         | 1                              | 0                         | 0                                        | 1                         | 0                                 | 1                         | 0                           | 1             |
| Jumlah               | 2020        | 6                                             | 22                        | 7                              | 20                        | 7                                        | 25                        | 0                                 | 5                         | 172                         | 28            |
|                      | 2019        | 7                                             | 19                        | 6                              | 18                        | 5                                        | 25                        | 0                                 | 5                         | 335                         | 28            |
|                      | 2018        | 7                                             | 13                        | 5                              | 17                        | 4                                        | 22                        | 0                                 | 0                         | 335                         | 28            |
|                      | 2017        | 7                                             | 16                        | 5                              | 20                        | 5                                        | 20                        | 0                                 | 0                         | 348                         | 38            |
|                      | 2016        | 7                                             | 16                        | 3                              | 22                        | 5                                        | 20                        | 0                                 | 0                         | 354                         | 28            |

Sumber Data : Dinas Kesehatan Kabupaten Temanggung

Source : Public Health Service of Temanggung Regency

**Tabel / Table : 4.2.2.**  
**Banyaknya Pengunjung yang Berobat ke Puskesmas**  
**Menurut Kecamatan per Tri Wulan**  
**di Kabupaten Temanggung, 2020**

*Number of Public Health Center Patients per Trimester in Temanggung Regency, 2020*

| Kecamatan /<br>District | Puskesmas /<br>Public Health<br>Center | Tri Wulan I /<br>Trimester I | Tri Wulan II /<br>Trimester II | Tri Wulan III /<br>Trimester III | Tri Wulan IV /<br>Trimester IV | Jumlah /<br>Total |
|-------------------------|----------------------------------------|------------------------------|--------------------------------|----------------------------------|--------------------------------|-------------------|
| (1)                     | (2)                                    | (2)                          | (3)                            | (4)                              | (5)                            | (6)               |
| 1. Parakan              | Parakan                                | 8 668                        | 4 153                          | 6 980                            | 5 818                          | 25 619            |
|                         | Traji                                  | 5 123                        | 2 823                          | 3 721                            | 3 186                          | 14 853            |
| 2. Kledung              | Kledung                                | 5 312                        | 1 969                          | 2 769                            | 2 588                          | 12 638            |
| 3. Bansari              | Bansari                                | 5 928                        | 3 174                          | 3 946                            | 4 627                          | 17 675            |
| 4. B u l u              | Bulu                                   | 9 056                        | 4 853                          | 7 641                            | 7 620                          | 29 170            |
| 5. Temanggung           | Temanggung                             | 10 231                       | 5 905                          | 7 419                            | 6 452                          | 30 007            |
|                         | Dharma Rini                            | 8 087                        | 3 371                          | 4 648                            | 4 174                          | 20 280            |
| 6. Tlogomulyo           | Tlogomulyo                             | 5 969                        | 2 380                          | 3 106                            | 2 723                          | 14 178            |
| 7. Tembarak             | Tembarak                               | 5 983                        | 3 809                          | 4 500                            | 3 726                          | 18 018            |
| 8. Selopampang          | Selopampang                            | 8 011                        | 3 644                          | 4 612                            | 3 848                          | 20 115            |
| 9. Kranggan             | Kraggan                                | 5 669                        | 3 742                          | 4 252                            | 3 890                          | 17 553            |
|                         | Pare                                   | 5 387                        | 3 414                          | 4 041                            | 3 484                          | 16 326            |
| 10. Pringsurat          | Pringsurat                             | 5 427                        | 3 492                          | 3 977                            | 4 094                          | 16 990            |
|                         | Rejosari                               | 5 878                        | 2 885                          | 3 886                            | 3 167                          | 15 816            |
| 11. Kaloran             | Kaloran                                | 4 296                        | 2 401                          | 3 337                            | 3 144                          | 13 178            |
|                         | Tepusen                                | 4 946                        | 2 426                          | 3 096                            | 2 641                          | 13 109            |
| 12. Kandangan           | Kandangan                              | 8 712                        | 5 967                          | 6 464                            | 5 985                          | 27 128            |
| 13. K e d u             | Kedu                                   | 8 239                        | 4 079                          | 5 455                            | 5 164                          | 22 937            |
| 14. Ngadirejo           | Ngadirejo                              | 13 878                       | 5 611                          | 8 555                            | 7 102                          | 35 146            |
|                         | Banjarsari                             | 5 662                        | 2 680                          | 4 227                            | 3 789                          | 16 358            |
| 15. J u m o             | J u m o                                | 5 273                        | 3 201                          | 3 841                            | 3 661                          | 15 976            |
| 16. Gemawang            | Gemawang                               | 6 763                        | 2 807                          | 4 369                            | 4 527                          | 18 466            |
| 17. Candiroto           | Candiroto                              | 6 129                        | 3 440                          | 4 233                            | 3 873                          | 17 675            |
| 18. Bejen               | Bejen                                  | 7 503                        | 3 231                          | 3 938                            | 3 604                          | 18 276            |
| 19. Tretep              | Tretep                                 | 4 458                        | 2 490                          | 3 267                            | 3 541                          | 13 756            |
| 20. Wonobojo            | Wonobojo                               | 5 122                        | 2 589                          | 4 388                            | 4 470                          | 16 569            |
| Jumlah                  | 2020                                   | 175 710                      | 90 536                         | 120 668                          | 110 898                        | 497 812           |
|                         | 2019                                   | 186 727                      | 148 308                        | 166 542                          | 169 531                        | 671 108           |
|                         | 2018                                   | 156 740                      | 144 024                        | 143 723                          | 153 354                        | 597 841           |
|                         | 2017                                   | 163 098                      | 105 752                        | 135 055                          | 154 917                        | 558 822           |
|                         | 2016                                   | 145 919                      | 151 657                        | 143 770                          | 165 474                        | 606 820           |

Sumber Data : Dinas Kesehatan Kabupaten Temanggung

Source : Public Health Service of Temanggung Regency

Tabel / Table : 4.2.3.

## Banyaknya Rumah Sakit, Klinik Bersalin, Puskesmas, Balai Pengobatan

**Puskesmas Pembantu, Polindes dan PKD Menurut Kecamatan di Kabupaten Temanggung, 2020**  
*Number of Hospital, Maternal Clinic, Public Health Center and Clinic in Temanggung Regency, 2020*

| Kecamatan / District | Rumah Sakit Umum /<br><i>Hospital</i> |                                | Klinik Bersalin / <i>Maternity</i><br><i>Clinic</i> |                                | Puskesmas/<br><i>Public Health</i><br><i>Center</i> |
|----------------------|---------------------------------------|--------------------------------|-----------------------------------------------------|--------------------------------|-----------------------------------------------------|
|                      | Jumlah /<br><i>Total</i>              | Kapasitas /<br><i>Capacity</i> | Jumlah /<br><i>Total</i>                            | Kapasitas /<br><i>Capacity</i> |                                                     |
| (1)                  | (2)                                   | (3)                            | (4)                                                 | (5)                            | (6)                                                 |
| 1. Parakan           | 1                                     | 150                            | 0                                                   | 0                              | 2                                                   |
| 2. Kledung           | 0                                     | 0                              | 0                                                   | 0                              | 1                                                   |
| 3. Bansari           | 0                                     | 0                              | 0                                                   | 0                              | 1                                                   |
| 4. B u l u           | 1                                     | 154                            | 0                                                   | 0                              | 1                                                   |
| 5. Temanggung        | 2                                     | 418                            | 0                                                   | 0                              | 2                                                   |
| 6. Tlogomulyo        | 0                                     | 0                              | 0                                                   | 0                              | 1                                                   |
| 7. Tembarak          | 0                                     | 0                              | 0                                                   | 0                              | 1                                                   |
| 8. Selopampang       | 0                                     | 0                              | 0                                                   | 0                              | 1                                                   |
| 9. Kranggan          | 0                                     | 0                              | 0                                                   | 0                              | 2                                                   |
| 10. Pringsurat       | 0                                     | 0                              | 0                                                   | 0                              | 2                                                   |
| 11. Kaloran          | 0                                     | 0                              | 0                                                   | 0                              | 2                                                   |
| 12. Kandangan        | 0                                     | 0                              | 0                                                   | 0                              | 1                                                   |
| 13. K e d u          | 0                                     | 0                              | 0                                                   | 0                              | 1                                                   |
| 14. Ngadirejo        | 0                                     | 0                              | 0                                                   | 0                              | 2                                                   |
| 15. J u m o          | 0                                     | 0                              | 0                                                   | 0                              | 1                                                   |
| 16. Gemawang         | 0                                     | 0                              | 0                                                   | 0                              | 1                                                   |
| 17. Candiroto        | 0                                     | 0                              | 0                                                   | 0                              | 1                                                   |
| 18. Bejen            | 0                                     | 0                              | 0                                                   | 0                              | 1                                                   |
| 19. Tretep           | 0                                     | 0                              | 0                                                   | 0                              | 1                                                   |
| 20. Wonoboyo         | 0                                     | 0                              | 0                                                   | 0                              | 1                                                   |
| Jumlah 2020          | 4                                     | 722                            | 0                                                   | 0                              | 26                                                  |
| 2019                 | 4                                     | 734                            | 0                                                   | 0                              | 26                                                  |
| 2018                 | 4                                     | 728                            | 0                                                   | 0                              | 26                                                  |
| 2017                 | 4                                     | 610                            | 1                                                   | 5                              | 24                                                  |
| 2016                 | 4                                     | 614                            | 1                                                   | 5                              | 24                                                  |

Sumber Data : Dinas Kesehatan Kabupaten Temanggung

Source : *Public Health Service of Temanggung Regency*

Tabel / Table : 4.2.3.

Lanjutan / Continued

| Kecamatan / District | Klinik Pratama<br>/ Pratama<br>clinic | Puskesmas                                         | Puskesmas                                    | PKD / Villages<br>Health Center |
|----------------------|---------------------------------------|---------------------------------------------------|----------------------------------------------|---------------------------------|
|                      |                                       | Pembantu /<br>Secondary<br>Public<br>HealthCenter | Keliling /<br>Mobile Public<br>Health Center |                                 |
| (1)                  | (7)                                   | (8)                                               | (9)                                          | (10)                            |
| 1. Parakan           | 3                                     | 2                                                 | 0                                            | 8                               |
| 2. Kledung           | 0                                     | 2                                                 | 1                                            | 13                              |
| 3. Bansari           | 0                                     | 0                                                 | 0                                            | 12                              |
| 4. B u l u           | 0                                     | 2                                                 | 0                                            | 13                              |
| 5. Temanggung        | 6                                     | 2                                                 | 3                                            | 16                              |
| 6. Tlogomulyo        | 0                                     | 2                                                 | 1                                            | 8                               |
| 7. Tembarak          | 0                                     | 0                                                 | 1                                            | 9                               |
| 8. Selopampang       | 0                                     | 1                                                 | 1                                            | 11                              |
| 9. Kranggan          | 1                                     | 2                                                 | 1                                            | 8                               |
| 10. Pringsurat       | 1                                     | 4                                                 | 1                                            | 6                               |
| 11. Kaloran          | 0                                     | 4                                                 | 1                                            | 10                              |
| 12. Kandangan        | 1                                     | 2                                                 | 0                                            | 13                              |
| 13. K e d u          | 1                                     | 2                                                 | 1                                            | 11                              |
| 14. Ngadirejo        | 0                                     | 1                                                 | 1                                            | 19                              |
| 15. J u m o          | 0                                     | 2                                                 | 1                                            | 10                              |
| 16. Gemawang         | 0                                     | 2                                                 | 1                                            | 9                               |
| 17. Candiroto        | 0                                     | 2                                                 | 1                                            | 5                               |
| 18. Bejen            | 0                                     | 2                                                 | 1                                            | 11                              |
| 19. Tretep           | 0                                     | 2                                                 | 1                                            | 8                               |
| 20. Wonobojo         | 0                                     | 2                                                 | 1                                            | 12                              |
| Jumlah 2020          | 13                                    | 38                                                | 18                                           | 212                             |
| 2019                 | 13                                    | 38                                                | 20                                           | 212                             |
| 2018                 | 13                                    | 38                                                | 20                                           | 212                             |
| 2017                 | 16                                    | 36                                                | 24                                           | 232                             |
| 2016                 | 24                                    | 40                                                | 24                                           | 163                             |

Sumber Data : Dinas Kesehatan Kabupaten Temanggung

Source : Public Health Service of Temanggung Regency

**Tabel / Table : 4.2.4.**  
**Banyaknya Pengunjung yang Berobat ke Puskesmas**  
**Menurut Jenis Pembayaran dan Kecamatan**  
**di Kabupaten Temanggung, 2020**  
*Number of Patients in Public Health Center in Temanggung Regency, 2020*

| Kecamatan /<br>District | Puskesmas /<br>Public Health Center | BPJS / Insurance *) |                      | Biaya Sendiri/<br>Umum / Self<br>Payment |
|-------------------------|-------------------------------------|---------------------|----------------------|------------------------------------------|
|                         |                                     | Laki-laki/<br>Male  | Perempuan/<br>Female |                                          |
| (1)                     | (2)                                 | (3)                 | (4)                  | (5)                                      |
| 1. Parakan              | Parakan                             | 7 604               | 16 281               | 11 472                                   |
|                         | Traji                               | 3 136               | 4 604                | 6 769                                    |
| 2. Kledung              | Kledung                             | 1 611               | 3 599                | 4 039                                    |
| 3. Bansari              | Bansari                             | 2 880               | 5 939                | 4 785                                    |
| 4. B u l u              | Bulu                                | 4 588               | 10 113               | 14 701                                   |
| 5. Temanggung           | Temanggung                          | 5 771               | 9 181                | 13 774                                   |
|                         | Dharma Rini                         | 2 887               | 5 853                | 5 936                                    |
| 6. Tlogomulyo           | Tlogomulyo                          | 2 303               | 3 924                | 5 804                                    |
| 7. Tembarak             | Tembarak                            | 3 629               | 8 467                | 4 981                                    |
| 8. Selopampang          | Selopampang                         | 2 715               | 5 680                | 5 460                                    |
| 9. Kranggan             | Kranggan                            | 2 263               | 3 575                | 9 707                                    |
|                         | Pare                                | 1 728               | 3 665                | 9 944                                    |
| 10. Pringsurat          | Pringsurat                          | 3 023               | 4 406                | 10 234                                   |
|                         | Rejosari                            | 2 119               | 4 576                | 7 739                                    |
| 11. Kaloran             | Kaloran                             | 1 425               | 3 887                | 4 237                                    |
|                         | Tepusen                             | 1 955               | 4 612                | 2 787                                    |
| 12. Kandangan           | Kandangan                           | 3 732               | 9 206                | 12 422                                   |
| 13. K e d u             | Kedu                                | 3 372               | 6 748                | 10 304                                   |
| 14. Ngadirejo           | Ngadirejo                           | 5 606               | 11 926               | 17 387                                   |
|                         | Banjarsari                          | 2 342               | 4 993                | 4 215                                    |
| 15. J u m o             | J u m o                             | 3 232               | 6 981                | 9 083                                    |
| 16. Gemawang            | Gemawang                            | 2 501               | 6 195                | 8 434                                    |
| 17. Candiroto           | Candiroto                           | 4 876               | 5 248                | 7 196                                    |
| 18. Bejen               | Bejen                               | 8 129               | 5 362                | 12 754                                   |
| 19. Tretep              | Tretep                              | 2 973               | 1 982                | 8 451                                    |
| 20. Wonoboyo            | Wonoboyo                            | 2 645               | 3 241                | 4 981                                    |
| Jumlah 2020             |                                     | 89 045              | 160 244              | 217 596                                  |
| 2019                    |                                     | 81 338              | 180 166              | 195 233                                  |
| 2018                    |                                     | 64 793              | 113 878              | 131 658                                  |
| 2017                    |                                     | 96 730              | 155 370              | 208 457                                  |
| 2016                    |                                     | 76 242              | 127 582              | 228 499                                  |

Sumber Data : Dinas Kesehatan Kabupaten Temanggung  
Source : Public Health Service of Temanggung Regency

Tabel / Table : 4.2.4

Lanjutan / Continued

| Kecamatan /<br>District | Puskesmas /<br>Public Health Center | Anak /<br>Child | SKTM /<br>Poor Letter | Jumlah /<br>Total |
|-------------------------|-------------------------------------|-----------------|-----------------------|-------------------|
| (1)                     | (2)                                 | (6)             | (7)                   | (8)               |
| 1. Parakan              | Parakan                             | 4 321           | 14                    | 36 053            |
|                         | Traji                               | 3 377           | 15                    | 14 771            |
| 2. Kledung              | Kledung                             | 2 367           | 0                     | 12 574            |
| 3. Bansari              | Bansari                             | 4 060           | 52                    | 17 716            |
| 4. B u l u              | Bulu                                | 1 635           | 28                    | 1 663             |
| 5. Temanggung           | Temanggung                          | 6 454           | 1                     | 29 683            |
|                         | Dharma Rini                         | 7 321           | 1                     | 21 998            |
| 6. Tlogomulyo           | Tlogomulyo                          | 3 676           | 0                     | 16 930            |
| 7. Tembarak             | Tembarak                            | 2 536           | 133                   | 19 510            |
| 8. Selopampang          | Selopampang                         | 6 716           | 4                     | 20 575            |
| 9. Kranggan             | Kranggan                            | 3 663           | 861                   | 4 524             |
|                         | Pare                                | 5 368           | 10                    | 16 135            |
| 10. Pringsurat          | Pringsurat                          | 5 392           | 0                     | 20 760            |
|                         | Rejosari                            | 2 722           | 29                    | 17 185            |
| 11. Kaloran             | Kaloran                             | 6 558           | 8                     | 13 038            |
|                         | Tepusen                             | 2 697           | 176                   | 12 051            |
| 12. Kandangan           | Kandangan                           | 6 035           | 35                    | 27 083            |
| 13. K e d u             | Kedu                                | 6 549           | 653                   | 32 423            |
| 14. Ngadirejo           | Ngadirejo                           | 8 835           | 53                    | 43 807            |
|                         | Banjarsari                          | 4 172           | 0                     | 15 722            |
| 15. J u m o             | J u m o                             | 1 186           | 21                    | 20 503            |
| 16. Gemawang            | Gemawang                            | 5 221           | 50                    | 22 401            |
| 17. Candiroto           | Candiroto                           | 9 003           | 79                    | 17 392            |
| 18. Bejen               | Bejen                               | 4 113           | 0                     | 21 284            |
| 19. Tretep              | Tretep                              | 4 479           | 331                   | 4 810             |
| 20. Wonobojo            | Wonobojo                            | 6 421           | 594                   | 7 015             |
| Jumlah                  | 2020                                | 124 877         | 3 148                 | 487 606           |
|                         | 2019                                | 258 306         | 579                   | 715 622           |
|                         | 2018                                | 159 737         | 5 817                 | 475 883           |
|                         | 2017                                | 159 214         | 28 973                | 194 167           |
|                         | 2016                                | 165 194         | 28 973                | 194 167           |

Sumber Data : Dinas Kesehatan Kabupaten Temanggung

Source : Public Health Service of Temanggung Regency

Tabel / Table : 4.2.5.

**Banyaknya Posyandu Menurut Kategori dan Prevalensi Status Gizi Balita  
Dirinci per Kecamatan di Kabupaten Temanggung, 2020**

*Number of Community Based Public Health Service and Nutritious Level of Toddler, 2020*

| Kecamatan /<br>District | Puskesmas /<br>Public Health<br>Center | Jumlah Pos<br>yandu /<br>Community<br>Based Public<br>Health Service | Kategori Posyandu / Category |       |         |         |
|-------------------------|----------------------------------------|----------------------------------------------------------------------|------------------------------|-------|---------|---------|
|                         |                                        |                                                                      | Pratama                      | Madya | Purnama | Mandiri |
| (1)                     | (2)                                    | (3)                                                                  | (4)                          | (5)   | (6)     | (7)     |
| 1. Parakan              | Parakan                                | 54                                                                   | 0                            | 3     | 15      | 36      |
|                         | Traji                                  | 35                                                                   | 0                            | 0     | 35      | 0       |
| 2. Kledung              | Kledung                                | 36                                                                   | 0                            | 0     | 0       | 36      |
| 3. Bansari              | Bansari                                | 43                                                                   | 1                            | 8     | 15      | 19      |
| 4. B u l u              | Bulu                                   | 87                                                                   | 0                            | 1     | 11      | 75      |
| 5. Temanggung           | Temanggung                             | 89                                                                   | 0                            | 4     | 21      | 64      |
|                         | Dharma Rini                            | 61                                                                   | 4                            | 7     | 21      | 29      |
| 6. Tlogomulyo           | Tlogomulyo                             | 50                                                                   | 0                            | 5     | 26      | 19      |
| 7. Tembarak             | Tembarak                               | 74                                                                   | 0                            | 3     | 33      | 38      |
| 8. Selopampang          | Selopampang                            | 44                                                                   | 0                            | 2     | 21      | 21      |
| 9. Kranggan             | Kranggan                               | 36                                                                   | 0                            | 0     | 4       | 32      |
|                         | Pare                                   | 31                                                                   | 0                            | 5     | 9       | 17      |
| 10. Pringsurat          | Pringsurat                             | 54                                                                   | 0                            | 0     | 17      | 37      |
|                         | Rejosari                               | 62                                                                   | 0                            | 7     | 41      | 14      |
| 11. Kaloran             | Kaloran                                | 69                                                                   | 1                            | 5     | 15      | 48      |
|                         | Tepusen                                | 40                                                                   | 3                            | 5     | 15      | 17      |
| 12. Kandangan           | Kandangan                              | 113                                                                  | 0                            | 15    | 36      | 62      |
| 13. K e d u             | Kedu                                   | 107                                                                  | 3                            | 14    | 73      | 17      |
| 14. Ngadirejo           | Ngadirejo                              | 51                                                                   | 0                            | 3     | 25      | 23      |
|                         | Banjarsari                             | 40                                                                   | 0                            | 0     | 3       | 37      |
| 15. J u m o             | J u m o                                | 61                                                                   | 0                            | 0     | 7       | 54      |
| 16. Gemawang            | Gemawang                               | 57                                                                   | 0                            | 3     | 24      | 30      |
| 17. Candiroto           | Candiroto                              | 81                                                                   | 0                            | 0     | 77      | 4       |
| 18. Bejen               | Bejen                                  | 52                                                                   | 0                            | 3     | 22      | 27      |
| 19. Trettep             | Trettep                                | 33                                                                   | 0                            | 6     | 17      | 10      |
| 20. Wonoboyo            | Wonoboyo                               | 57                                                                   | 0                            | 5     | 34      | 18      |
| Jumlah                  | 2020                                   | 1 517                                                                | 12                           | 104   | 617     | 784     |
|                         | 2019                                   | 1 516                                                                | 15                           | 99    | 596     | 806     |
|                         | 2018                                   | 1 511                                                                | 25                           | 127   | 487     | 872     |
|                         | 2017                                   | 1 507                                                                | 30                           | 224   | 565     | 688     |
|                         | 2016                                   | 1 505                                                                | 15                           | 125   | 597     | 768     |
|                         | 2015                                   | 1 501                                                                | 19                           | 132   | 576     | 774     |

Sumber Data : Dinas Kesehatan Kabupaten Temanggung

Source : Public Health Service of Temanggung Regency



**Tabel / Table : 4.2.5.**Lanjutan / *Continued*

| Kecamatan /<br><i>District</i> | Puskesmas /<br><i>Public Health<br/>Center</i> | Prevalensi Status Gizi / <i>Nutritional Status (%)</i> |                                       |                              |                                   |
|--------------------------------|------------------------------------------------|--------------------------------------------------------|---------------------------------------|------------------------------|-----------------------------------|
|                                |                                                | Buruk/Sangat<br>Kurang / <i>Mal<br/>Nutrition</i>      | Kurang / <i>Lack<br/>of Nutrition</i> | Baik/Normal /<br><i>Good</i> | Lebih / <i>Over<br/>Nutrition</i> |
| (1)                            | (2)                                            | (3)                                                    | (4)                                   | (5)                          | (6)                               |
| 1. Parakan                     | Parakan                                        | 0,4                                                    | 5,6                                   | 63,1                         | 30,9                              |
|                                | Traji                                          | 0,5                                                    | 4,3                                   | 70,0                         | 25,2                              |
| 2. Kledung                     | Kledung                                        | 0,1                                                    | 2,4                                   | 78,5                         | 19,0                              |
| 3. Bansari                     | Bansari                                        | 0,3                                                    | -                                     | 71,9                         | 27,8                              |
| 4. B u l u                     | Bulu                                           | 0,2                                                    | 4,6                                   | 81,9                         | 13,3                              |
| 5. Temanggung                  | Temanggung                                     | 0,3                                                    | 1,4                                   | 80,3                         | 18,0                              |
|                                | Dharma Rini                                    | 0,1                                                    | 2,6                                   | 60,7                         | 36,6                              |
| 6. Tlogomulyo                  | Tlogomulyo                                     | 0,2                                                    | 0,9                                   | 84,2                         | 14,7                              |
| 7. Tembarak                    | Tembarak                                       | 0,3                                                    | 4,0                                   | 83,6                         | 12,1                              |
| 8. Selopampang                 | Selopampang                                    | 0,2                                                    | 3,9                                   | 90,0                         | 5,9                               |
| 9. Kranggan                    | Kranggan                                       | 0,1                                                    | 0,1                                   | 99,8                         | 1,3                               |
|                                | Pare                                           | 0,2                                                    | 2,6                                   | 82,0                         | 15,2                              |
| 10. Pringsurat                 | Pringsurat                                     | 0,1                                                    | 6,1                                   | 82,5                         | 11,3                              |
|                                | Rejosari                                       | 0,1                                                    | 2,1                                   | 94,7                         | 3,1                               |
| 11. Kaloran                    | Kaloran                                        | 0,1                                                    | 8,2                                   | 91,7                         | -                                 |
|                                | Tepusen                                        | 0,1                                                    | 0,8                                   | 73,8                         | 25,3                              |
| 12. Kandangan                  | Kandangan                                      | 0,2                                                    | 1,0                                   | 70,6                         | 28,2                              |
| 13. K e d u                    | Kedu                                           | 0,1                                                    | 0,6                                   | 88,6                         | 10,7                              |
| 14. Ngadirejo                  | Ngadirejo                                      | 0,3                                                    | 3,7                                   | 83,6                         | 12,4                              |
|                                | Banjarsari                                     | 0,3                                                    | 1,7                                   | 66,8                         | 31,2                              |
| 15. J u m o                    | J u m o                                        | 0,2                                                    | 2,5                                   | 88,3                         | 9,0                               |
| 16. Gemawang                   | Gemawang                                       | 0,1                                                    | 3,2                                   | 73,1                         | 23,6                              |
| 17. Candiroto                  | Candiroto                                      | 0,1                                                    | 3,6                                   | 96,3                         | -                                 |
| 18. Bejen                      | Bejen                                          | 0,2                                                    | 0,2                                   | 80,8                         | 18,8                              |
| 19. Tretep                     | Tretep                                         | 0,1                                                    | 10,9                                  | 79,2                         | 9,8                               |
| 20. Wonobojo                   | Wonobojo                                       | 0,3                                                    | 5,1                                   | 94,0                         | 0,6                               |
| Jumlah                         | 2020                                           | 0,19                                                   | 3,15                                  | 81,15                        | 15,53                             |
|                                | 2019                                           | 0,60                                                   | 5,80                                  | 92,3                         | 1,40                              |
|                                | 2018                                           | 1,50                                                   | 14,6                                  | 82,1                         | 1,70                              |
|                                | 2017                                           | 0,85                                                   | 5,81                                  | 92,91                        | 1,98                              |
|                                | 2016                                           | 0,85                                                   | 5,81                                  | 92,91                        | 1,98                              |
|                                | 2015                                           | 0,74                                                   | 6,51                                  | 89,98                        | 2,77                              |

Sumber Data : Dinas Kesehatan Kabupaten Temanggung

Source : *Public Health Service of Temanggung Regency*

**Tabel / Table : 4.3.1**  
**Banyaknya Tenaga Medis, Para Medis dan Non Medis**  
**Dirinci Menurut Jenis Ketenagaan dan Status Pegawai**  
**di Kabupaten Temanggung, 2020**

*Number of Paramedic by Educational Background in Temanggung Regency, 2020*

| Jenis Ketenagaan /<br>Type of Paramedic | Pegawai Negeri<br>/ Government |                | Tetap /<br>Permanent |                | Honorar /<br>Temporarily |                | Jumlah / Total |                |
|-----------------------------------------|--------------------------------|----------------|----------------------|----------------|--------------------------|----------------|----------------|----------------|
|                                         | Lk /<br>Male                   | Pr /<br>Female | Lk /<br>Male         | Pr /<br>Female | Lk /<br>Male             | Pr /<br>Female | Lk /<br>Male   | Pr /<br>Female |
|                                         | (1)                            | (2)            | (3)                  | (4)            | (5)                      | (6)            | (7)            | (8)            |
| 1. Dokter Ahli                          | 19                             | 10             | 22                   | 10             | 4                        | 0              | 45             | 20             |
| 2. Dokter Umum                          | 4                              | 7              | 12                   | 11             | 5                        | 8              | 21             | 26             |
| 3. Dokter Gigi                          | 3                              | 1              | 3                    | 2              | 1                        | 2              | 7              | 5              |
| 4. Apoteker                             | 1                              | 3              | 0                    | 14             | 1                        | 2              | 2              | 19             |
| 5. S2 Kesehatan                         | 0                              | 3              | 2                    | 5              | 0                        | 0              | 2              | 8              |
| 6. S2 Hukum Kesehatan                   | 0                              | 1              | 0                    | 0              | 0                        | 0              | 0              | 1              |
| 7. S2 Non Kesehatan                     | 4                              | 9              | 0                    | 0              | 0                        | 0              | 4              | 9              |
| 8. S1 Keperawatan                       | 0                              | 3              | 8                    | 7              | 0                        | 0              | 8              | 10             |
| 9. S1 SKM                               | 0                              | 3              | 3                    | 3              | 0                        | 1              | 3              | 7              |
| 10. S I Keperawatan Ners                | 6                              | 28             | 19                   | 22             | 0                        | 0              | 25             | 50             |
| 11. SI Gizi                             | 0                              | 1              | 0                    | 5              | 0                        | 0              | 0              | 6              |
| 12. Sarjana Umum Non Medis/ Gen         | 5                              | 11             | 11                   | 37             | 5                        | 1              | 21             | 49             |
| 13. D IV Keperawatan                    | 4                              | 2              | 2                    | 1              | 0                        | 0              | 6              | 3              |
| 14. D-IV Kebidanan                      | 0                              | 3              | 0                    | 17             | 0                        | 2              | 0              | 22             |
| 15. DIV ATRO                            | 1                              | 2              | 1                    | 3              | 0                        | 0              | 2              | 5              |
| 16. D IV Fisioterapi                    | 2                              | 3              | 1                    | 6              | 0                        | 0              | 3              | 9              |
| 17. D IV Gizi                           | 0                              | 1              | 0                    | 1              | 0                        | 0              | 0              | 2              |
| 18. D- IV Analisis Kesehatan            | 0                              | 2              | 0                    | 1              | 0                        | 0              | 0              | 3              |
| 19. D-IV Kesehatan Lingkungan           | 0                              | 1              | 10                   | 21             | 0                        | 0              | 10             | 22             |
| 20. D-IV Teknik Radiologi               | 0                              | 0              | 1                    | 2              | 0                        | 21             | 1              | 23             |
| 21. Akademi Perawat (DIII)              | 39                             | 76             | 80                   | 196            | 11                       | 0              | 130            | 272            |
| 22. Akademi Fisioterapi                 | 1                              | 0              | 26                   | 3              | 0                        | 0              | 27             | 3              |
| 23. Akademi Radiodiagnostik             | 0                              | 0              | 2                    | 4              | 0                        | 0              | 2              | 4              |
| 24. Akademi Penata Rontgen              | 2                              | 2              | 18                   | 4              | 0                        | 0              | 20             | 6              |
| 25. Akademi Penilik Kesehatan           | 0                              | 0              | 0                    | 0              | 0                        | 0              | 0              | 0              |
| 26. Akademi Anestesi                    | 2                              | 0              | 0                    | 2              | 0                        | 0              | 2              | 2              |
| 27. Akademi Teknik Elektromedik         | 0                              | 0              | 0                    | 1              | 0                        | 0              | 0              | 1              |
| 28. Akademi Teknologi Medis             | 2                              | 0              | 1                    | 1              | 0                        | 0              | 3              | 1              |
| 29. Akademi Gizi (DIII)                 | 0                              | 3              | 0                    | 5              | 0                        | 0              | 0              | 8              |
| 30. Akademi Rekam Medis                 | 0                              | 6              | 8                    | 10             | 1                        | 0              | 9              | 16             |
| Sub Jumlah (1 s.d 30)                   | 95                             | 181            | 230                  | 394            | 28                       | 37             | 353            | 612            |

Sumber Data : RSUD, RSK Ngesti Waluyo, PKU Muhammadiyah dan RS Gunung Sawo  
 Source : All Hospital in Temanggung Regency

Tabel / Table : 4.3.1

Lanjutan / Continued

| Jenis Ketenagaan / Type of<br>Paramedic | Pegawai Negeri /<br>Government |                | Tetap /<br>Permanent |                | Honorer /<br>Temporarily |                | Jumlah / Total |                |
|-----------------------------------------|--------------------------------|----------------|----------------------|----------------|--------------------------|----------------|----------------|----------------|
|                                         | Lk /<br>Male                   | Pr /<br>Female | Lk /<br>Male         | Pr /<br>Female | Lk /<br>Male             | Pr /<br>Female | Lk /<br>Male   | Pr /<br>Female |
| (1)                                     | (2)                            | (3)            | (4)                  | (5)            | (6)                      | (7)            | (8)            | (9)            |
| Sub Jumlah (1 s.d 30)                   | 95                             | 181            | 230                  | 394            | 28                       | 37             | 353            | 612            |
| 31. Akademi Kebidanan                   | 0                              | 17             | 3                    | 49             | 1                        | 4              | 4              | 70             |
| 32. Akademi Analisis Kesehatan          | 2                              | 8              | 3                    | 9              | 2                        | 2              | 7              | 19             |
| 33. D-III Gigi                          | 1                              | 2              | 0                    | 1              | 0                        | 0              | 1              | 3              |
| 34. D-III Farmasi                       | 3                              | 10             | 6                    | 24             | 1                        | 2              | 10             | 36             |
| 35. DIII Okupasi Terapi                 | 0                              | 1              | 0                    | 1              | 0                        | 0              | 0              | 2              |
| 36. DIII Terapi Wicara                  | 0                              | 1              | 0                    | 0              | 0                        | 0              | 0              | 1              |
| 37. D-III Kesehatan Lingkungan          | 0                              | 1              | 0                    | 3              | 0                        | 0              | 0              | 4              |
| 38. D-III Umum Non Medis                | 1                              | 4              | 5                    | 7              | 0                        | 0              | 6              | 11             |
| 39. D-I Kebidanan                       | 0                              | 1              | 4                    | 3              | 0                        | 0              | 4              | 4              |
| 40. D-I Transfusi Darah                 | 1                              | 0              | 1                    | 3              | 0                        | 0              | 2              | 3              |
| 41. Sekolah Perawat Kesehatan           | 0                              | 0              | 2                    | 4              | 0                        | 0              | 2              | 4              |
| 42. SPPH Pembantu Penilik (Higiene      | 0                              | 0              | 0                    | 0              | 0                        | 0              | 0              | 0              |
| 43. SPRG ( Perawat gigi)                | 0                              | 1              | 0                    | 0              | 0                        | 1              | 0              | 2              |
| 44. SPAG (Pembantu Ahli Gizi)           | 0                              | 0              | 0                    | 0              | 0                        | 0              | 0              | 0              |
| 45. Sekolah Asisten Apoteker            | 0                              | 1              | 1                    | 5              | 1                        | 0              | 2              | 6              |
| 46. Pembantu Perawat                    | 0                              | 0              | 0                    | 13             | 0                        | 2              | 0              | 15             |
| 47. Pkaryawan Kesehatan                 | 1                              | 0              | 0                    | 11             | 0                        | 1              | 1              | 12             |
| 48. SMA                                 | 12                             | 12             | 48                   | 58             | 5                        | 3              | 65             | 73             |
| 49. STM                                 | 3                              | 0              | 12                   | 6              | 0                        | 0              | 15             | 6              |
| 50. SMEA                                | 1                              | 6              | 3                    | 6              | 0                        | 0              | 4              | 12             |
| 51. SMKK                                | 0                              | 2              | 42                   | 28             | 0                        | 0              | 42             | 30             |
| 52. SMAK                                | 0                              | 1              | 4                    | 4              | 2                        | 4              | 6              | 9              |
| 53. SMP                                 | 5                              | 0              | 24                   | 11             | 0                        | 0              | 29             | 11             |
| 54. SD                                  | 3                              | 1              | 15                   | 6              | 0                        | 0              | 18             | 7              |
| Jumlah 2020                             | 128                            | 250            | 403                  | 646            | 40                       | 56             | 571            | 952            |
| 2019                                    | 119                            | 255            | 322                  | 689            | 87                       | 124            | 528            | 1068           |
| 2018                                    | 108                            | 234            | 216                  | 440            | 109                      | 228            | 433            | 902            |
| 2017                                    | 112                            | 224            | 256                  | 457            | 114                      | 219            | 482            | 900            |
| 2016                                    | 97                             | 232            | 260                  | 550            | 89                       | 119            | 446            | 902            |

Sumber Data : RSUD, RSK Ngesti Waluyo, PKU Muhammadiyah dan RS Gunung Sawo

Source : All Hospital in Temanggung Regency

**Tabel / Table : 4.3.2**  
**Penyakit Terbanyak yang Diderita Pasien**  
**di Kabupaten Temanggung, 2020**  
*Most of Disease in Temanggung Regency, 2020*

| Nama Penyakit /<br>Disease                    | Kode Penyakit<br>/ Disease code | Rawat Inap / Opname |                       |                   |
|-----------------------------------------------|---------------------------------|---------------------|-----------------------|-------------------|
|                                               |                                 | Laki-laki /<br>Male | Perempuan /<br>Female | Jumlah /<br>Total |
| (1)                                           |                                 | (2)                 | (3)                   | (4)               |
| 1. Gastro Enteritis <sup>2)</sup>             | A 09                            | 538                 | 479                   | 1017              |
| 2. Hypertensi <sup>1)</sup>                   | I 10                            | 262                 | 347                   | 609               |
| 3. Febris Thypoid <sup>2)</sup>               | A 01.0                          | 140                 | 185                   | 325               |
| 4. Viral Infection <sup>6)</sup>              | B 15.9                          | 57                  | 53                    | 110               |
| 5. IHD <sup>6)</sup>                          | I 25.9                          | 173                 | 198                   | 371               |
| 6. Delivery By Emergency Chase <sup>10)</sup> | O 82.1                          | 0                   | 1549                  | 1549              |
| 7. DM <sup>2)</sup>                           | E 10-14                         | 231                 | 244                   | 475               |
| 8. Dyspepsia <sup>7)</sup>                    | K 30                            | 238                 | 382                   | 620               |
| 9. Heart Failure, unsp <sup>8)</sup>          | I 50.9                          | 147                 | 97                    | 244               |
| unspecified <sup>13)</sup>                    | O 42.9                          | 0                   | 19                    | 19                |
| 11. Partus Dengan Pacuan <sup>10)</sup>       | O 80.8                          | 0                   | 525                   | 525               |
| 12. Cerebral Infarction, unsp <sup>8)</sup>   | I 63.9                          | 234                 | 238                   | 472               |
| 13. Dengue Haemorrhagic Fever <sup>2)</sup>   | A 91                            | 306                 | 305                   | 611               |
| 14. Viral Infection <sup>11)</sup>            | B 34.9                          | 68                  | 60                    | 128               |
| 15. Gastritis <sup>6)</sup>                   | K 29                            | 6                   | 4                     | 10                |
| 16. CKR <sup>9)</sup>                         | S 06.0                          | 33                  | 16                    | 49                |
| 17. Heart Failure <sup>6)</sup>               | D 48.7                          | 239                 | 140                   | 379               |
| 18. Hypertensi Lain-lain <sup>9)</sup>        | I 11-13                         | 396                 | 473                   | 869               |
| 19. Injury of Head, unsp/Trauma <sup>8)</sup> | S 09.9                          | 5                   | 7                     | 12                |
| 20. Gagal Ginjal <sup>9)</sup>                | N 17-19                         | 87                  | 69                    | 156               |
| Sub Jumlah (1 s.d. 20)                        |                                 | 3160                | 5390                  | 8550              |

Sumber Data : RSUD, RSK Ngesti Waluyo, PKU Muhammadiyah dan RS Gunung Sawo  
Source : All Hospital in Temanggung Regency

Tabel / Table : 4.3.2  
Lanjutan / Continued

| Nama Penyakit / Disease      | Kode Penyakit / Disease code | Rawat Inap / Opname |                    |                |
|------------------------------|------------------------------|---------------------|--------------------|----------------|
|                              |                              | Laki-laki / Male    | Perempuan / Female | Jumlah / Total |
| (1)                          |                              | (2)                 | (3)                | (4)            |
| <b>Sub Jumlah / Subtotal</b> |                              | 3 160               | 5 390              | 8 550          |
| 21. KPD                      |                              | 0                   | 585                | 585            |
| 22. AB Incomplet             |                              | 0                   | 107                | 107            |
| 23. Seratinus                |                              | 0                   | 91                 | 91             |
| 24. Asma                     | J45                          | 3                   | 3                  | 6              |
| 25. ISPA                     | J06.9                        | 2                   | 3                  | 5              |
| 26. ISK                      | N39.0                        | 61                  | 169                | 230            |
| 27. HERNIA                   | K46.9                        | 170                 | 23                 | 193            |
| 28. PEB                      |                              | 0                   | 102                | 102            |
| 29. KALA 1 LAMA              | 063.0                        | 0                   | 151                | 151            |
| 30. HG                       |                              | 0                   | 21                 | 21             |
| 31. Inertia Uteri            |                              | 0                   | 51                 | 51             |
| 32. Asfiksia                 | R09.0                        | 134                 | 95                 | 229            |
| 33. Hepatitis                | K75.9                        | 123                 | 114                | 237            |
| 34. Vertigo                  |                              | 71                  | 144                | 215            |
| 35. Tumor Mamae              |                              | 7                   | 141                | 148            |
| 36. CA Mamae                 | C50.9                        | 3                   | 126                | 129            |
| 37. BPH                      | N40                          | 132                 | 1                  | 133            |
| 38. PPOK                     |                              | 97                  | 28                 | 125            |
| 39. Bronchitis               | J40                          | 55                  | 62                 | 117            |
| 40. Stroke                   | I64-I67.9                    | 178                 | 185                | 363            |
| Jumlah                       |                              | 3 963               | 7 345              | 11 308         |

Sumber Data : RSUD, RSK Ngesti Waluyo, PKU Muhammadiyah dan RS Gunung Sawo  
Source : All Hospital in Temanggung Regency

**Tabel / Table : 4.3.2**  
**Lanjutan / Continued**

| Nama Penyakit / Disease                    | Kode Penyakit / Disease code | Rawat Jalan / Outpatient |                    |                |
|--------------------------------------------|------------------------------|--------------------------|--------------------|----------------|
|                                            |                              | Laki-laki / Male         | Perempuan / Female | Jumlah / Total |
| (1)                                        |                              | (2)                      | (3)                | (4)            |
| 1. Hipertensi <sup>1)</sup>                | I 10                         | 4245                     | 5873               | 10 118         |
| 2. LBP <sup>1)</sup>                       | M 54.5                       | 1513                     | 2409               | 3 922          |
| 3. Heart Failure <sup>14)</sup>            | I 50.9                       | 1925                     | 2145               | 4 070          |
| 4. Dyspepsia <sup>1)</sup>                 | K 30                         | 1260                     | 1768               | 3 028          |
| 5. Stroke <sup>8)</sup>                    | I 64                         | 933                      | 757                | 1 690          |
| 6. ISPA <sup>2)</sup>                      | J 06.9                       | 315                      | 322                | 637            |
| 7. Febris <sup>3)</sup>                    | R 50.9                       | 1429                     | 1341               | 2 770          |
| 8. Gastro Enteritis <sup>3)</sup>          | A 09                         | 611                      | 604                | 1 215          |
| 9. DM <sup>3)</sup>                        | E 10-14                      | 3109                     | 25742              | 28 851         |
| 10. Cepalgia <sup>1)</sup>                 | R 51                         | 528                      | 827                | 1 355          |
| 11. Catarac8)                              | H 26.9                       | 850                      | 1070               | 1 920          |
| 12. Vertigo12)                             | R 42                         | 1689                     | 1978               | 3 667          |
| 13. Ganggren Pulpa 14)                     | K 04.1                       | 191                      | 307                | 498            |
| 14. MIOPIA14)                              | H 52.1                       | 230                      | 594                | 824            |
| 15. Abdominal Pain, other and unsp / Col   | R 10.4                       | 1118                     | 1192               | 2 310          |
| 16. Gastritis12)                           | K 29.7                       | 98                       | 127                | 225            |
| 17.IHD6)                                   | I 25.9                       | 3945                     | 3241               | 7 186          |
| 18. Other specified postsurgical states 13 | Z.98.8                       | 236                      | 296                | 532            |
| 19. Osteoarthritis 9)                      | M 19.9                       | 123                      | 323                | 446            |
| 20. Epilepsi 9)                            | G 40.9                       | 1828                     | 1708               | 3 536          |
| Sub Jumlah (1 s.d. 10)                     |                              | 26 176                   | 52 624             | 78 800         |

Sumber Data : RSUD, RSK Ngesti Waluyo, PKU Muhammadiyah dan RS Gunung Sawo  
Source : All Hospital in Temanggung Regency

Tabel / Table : 4.3.2  
Lanjutan / Continued

| Nama Penyakit / Disease      | Kode Penyakit / Disease code | Rawat Jalan / Outpatient |                    |                |
|------------------------------|------------------------------|--------------------------|--------------------|----------------|
|                              |                              | Laki-laki / Male         | Perempuan / Female | Jumlah / Total |
| (1)                          |                              | (2)                      | (3)                | (4)            |
| <b>Sub Jumlah / Subtotal</b> |                              | 26 176                   | 52 624             | 78 800         |
| 21. HHD                      | I11                          | 299                      | 389                | 688            |
| 22. Asma                     | J45.9                        | 143                      | 448                | 591            |
| 23. Abdominal Pain           |                              | 53                       | 54                 | 107            |
| 24. Colic Abdomen            |                              | 13                       | 17                 | 30             |
| 25. PPOK                     |                              | 10                       | 1                  | 11             |
| 26. COPD                     |                              | 19                       | 11                 | 30             |
| 27. ISK                      |                              | 30                       | 36                 | 66             |
| 28. Typoid                   |                              | 4                        | 8                  | 12             |
| 29. Colic renal              |                              | 17                       | 23                 | 40             |
| 30. Gerd                     |                              | 10                       | 14                 | 24             |
| 31. CA Mamae                 | C50.9                        | 53                       | 9166               | 9219           |
| 32. PPOK                     | J44.9                        | 1236                     | 6387               | 7623           |
| 33. Hypertensi               | I10                          | 704                      | 916                | 1620           |
| 34. Tumor Mamae              | D24                          | 7                        | 939                | 946            |
| 35. Gonarthrosis             | M17.9                        | 238                      | 648                | 886            |
| 36. CA Thyroid               | C73                          | 68                       | 792                | 860            |
| 37. BPH                      | N40                          | 772                      | 0                  | 772            |
| 38. Non Hodkin Lymphoma      | H26.9                        | 282                      | 370                | 652            |
| 39. Mononeropathies          | G58.99                       | 172                      | 362                | 534            |
| 40. Tuberkulosis             | A16.0                        | 270                      | 252                | 522            |
| <b>Jumlah</b>                |                              | 30 306                   | 73 205             | 103 511        |

Sumber Data : RSUD, RSK Ngesti Waluyo, PKU Muhammadiyah dan RS Gunung Sawo  
Source : All Hospital in Temanggung Regency

**Tabel / Table : 4.3.3**  
**Banyaknya Kunjungan Rawat Jalan**  
**Dirinci Menurut Jenis Poliklinik di Kabupaten Temanggung, 2020**  
*Number of One Day Visit Patient in Polyclinic in Temanggung Regency, 2020*

| Jenis Poliklinik /<br>Type of Polyclinic | Rata-rata<br>Hari Buka<br>selama 1<br>Tahun /<br>Day of<br>service in<br>a year | Jumlah Kunjungan Selama 1<br>Tahun / Visit During 1 Year |                        |                   | Rata-rata Kunjungan per<br>Hari Buka / Average Visits<br>of Day Service |                           |                   |
|------------------------------------------|---------------------------------------------------------------------------------|----------------------------------------------------------|------------------------|-------------------|-------------------------------------------------------------------------|---------------------------|-------------------|
|                                          |                                                                                 | Laki-laki /<br>Male                                      | Perempua<br>n / Female | Jumlah /<br>Total | Laki-laki /<br>Male                                                     | Perempu<br>an /<br>Female | Jumlah /<br>Total |
| (1)                                      | (2)                                                                             | (3)                                                      | (4)                    | (5)               | (6)                                                                     | (7)                       | (8)               |
| 1. Gawat Darurat / <i>Emergen</i>        | 366                                                                             | 7 273                                                    | 7 249                  | 14 522            | 19,88                                                                   | 19,81                     | 39,70             |
| 2. Umum                                  | 303                                                                             | 1 519                                                    | 1 156                  | 2 675             | 5,11                                                                    | 3,89                      | 9,00              |
| 3. Hamil (Obstetri)                      | 224                                                                             | 0                                                        | 954                    | 954               | 0,00                                                                    | 3,21                      | 3,21              |
| 4. K B                                   | 281                                                                             | 0                                                        | 550                    | 550               | 0,00                                                                    | 1,87                      | 1,87              |
| 5. Imunisasi                             | 223                                                                             | 373                                                      | 353                    | 726               | 1,27                                                                    | 1,20                      | 2,46              |
| 6. Gigi                                  | 278                                                                             | 392                                                      | 895                    | 1 286             | 1,37                                                                    | 3,36                      | 4,73              |
| 7. Spesialis Bedah                       | 298                                                                             | 1 920                                                    | 2 067                  | 3 988             | 6,49                                                                    | 6,98                      | 13,46             |
| 8. Spesialis Dalam                       | 302                                                                             | 4 566                                                    | 5 927                  | 10 493            | 14,99                                                                   | 19,43                     | 34,42             |
| 9. Spesialis THT                         | 264                                                                             | 607                                                      | 673                    | 1 280             | 2,30                                                                    | 2,55                      | 4,85              |
| 10. Spesialis Mata                       | 231                                                                             | 1 388                                                    | 1 908                  | 3 296             | 6,68                                                                    | 9,59                      | 16,27             |
| 11. Spesialis Syaraf                     | 299                                                                             | 2 965                                                    | 3 978                  | 6 943             | 9,87                                                                    | 13,24                     | 23,11             |
| 12. Spesialis Kulit                      | 114                                                                             | 311                                                      | 360                    | 670               | 3,25                                                                    | 4,10                      | 7,36              |
| 13. Spesialis Fisioterapi                | 297                                                                             | 2 247                                                    | 2 865                  | 5 111             | 7,53                                                                    | 9,61                      | 17,14             |
| 14. Unit Radiologi                       | 297                                                                             | 2 979                                                    | 3 352                  | 6 331             | 9,45                                                                    | 10,77                     | 20,22             |
| 15. Spesialis Anak                       | 297                                                                             | 1 339                                                    | 1 102                  | 2 441             | 4,53                                                                    | 3,73                      | 8,26              |
| 16. Spesialis Jiwa                       | 179                                                                             | 993                                                      | 655                    | 1 648             | 6,21                                                                    | 3,90                      | 10,11             |
| 17. Spesialis O & G                      | 297                                                                             | 0                                                        | 3 395                  | 3 395             | 0,00                                                                    | 11,25                     | 11,25             |
| 18. Spesialis Jantung                    | 168                                                                             | 1 479                                                    | 1 249                  | 2 727             | 5,46                                                                    | 4,72                      | 10,19             |
| 19. Spesialis Urologi                    | 103                                                                             | 323                                                      | 66                     | 389               | 1,08                                                                    | 0,22                      | 1,30              |
| 20. Spesialis Bedah Ortopedi             | 155                                                                             | 715                                                      | 951                    | 1 666             | 4,47                                                                    | 8,18                      | 12,66             |
| 21. Lain-lain                            | 260                                                                             | 4 211                                                    | 7 167                  | 11 378            | 14,13                                                                   | 23,98                     | 38,11             |
| <b>Jumlah</b>                            | 4 705                                                                           | 35 598                                                   | 46 870                 | 82 468            | 8                                                                       | 166                       | 290               |

Sumber Data : RSUD, RSK Ngesti Waluyo, PKU Muhammadiyah dan RS Gunung Sawo  
Source : *All Hospital in Temanggung Regency*



**Tabel / Table 4.4.1.**  
**Persediaan dan Pemakaian Darah di Unit Donor Darah (UDD) PMI**  
**Kabupaten Temanggung Dirinci Menurut Bulan, 2020**  
*Number of Blood Donation Stock in Temanggung Regency, 2020*

| Bulan / Month                    | Donor Darah / Blood Donors |             |                         |             | Pemakaian Darah / Blood Usage |             | Darah Rusak / Corrupted Blood | Sisa Bulan Lalu / The Rest of Last Month | Bank Darah + UUD Lain |
|----------------------------------|----------------------------|-------------|-------------------------|-------------|-------------------------------|-------------|-------------------------------|------------------------------------------|-----------------------|
|                                  | Sukarela / Voluntary       |             | Pengganti / Replacement |             | Lk / Male                     | Pr / Female |                               |                                          |                       |
|                                  | Lk / Male                  | Pr / Female | Lk / Male               | Pr / Female |                               |             |                               |                                          |                       |
| (1)                              | (2)                        | (3)         | (4)                     | (5)         | (6)                           | (7)         | (8)                           | (9)                                      | (10)                  |
| 1. Januari<br><i>January</i>     | 561                        | 237         | 23                      | 9           | 40                            | 72          | 43                            | 243                                      | 594                   |
| 2. Pebruari<br><i>February</i>   | 358                        | 260         | 6                       | 14          | 59                            | 79          | 47                            | 78                                       | 608                   |
| 3. Maret<br><i>March</i>         | 379                        | 147         | 19                      | 13          | 23                            | 96          | 95                            | 26                                       | 502                   |
| 4. April<br><i>April</i>         | 529                        | 353         | 70                      | 24          | 70                            | 88          | 97                            | 331                                      | 433                   |
| 5. Mei<br><i>May</i>             | 198                        | 130         | 56                      | 13          | 61                            | 46          | 140                           | 15                                       | 496                   |
| 6. Juni<br><i>June</i>           | 475                        | 302         | 14                      | 5           | 66                            | 52          | 70                            | 96                                       | 484                   |
| 7. Juli<br><i>July</i>           | 310                        | 179         | 26                      | 10          | 44                            | 94          | 32                            | 54                                       | 558                   |
| 8. Agustus<br><i>August</i>      | 410                        | 245         | 1                       | 0           | 78                            | 109         | 37                            | 245                                      | 443                   |
| 9. September<br><i>September</i> | 368                        | 163         | 0                       | 0           | 62                            | 99          | 76                            | 139                                      | 571                   |
| 10. Oktober<br><i>October</i>    | 296                        | 188         | 7                       | 2           | 66                            | 81          | 34                            | 54                                       | 614                   |
| 11. Nopember<br><i>November</i>  | 374                        | 219         | 1                       | 0           | 44                            | 69          | 19                            | 13                                       | 577                   |
| 12. Desember<br><i>December</i>  | 339                        | 182         | 0                       | 0           | 52                            | 61          | 40                            | 124                                      | 491                   |
| Jumlah 2020                      | 4 597                      | 2 605       | 223                     | 90          | 665                           | 946         | 730                           | 1 418                                    | 6 371                 |

Sumber Data : PMI Kabupaten Temanggung  
Source : Red Cross Society, Temanggung Regency Chapter

**Tabel / Table 4.4.2.**  
**Banyaknya Penggunaan Darah**  
**Dirinci Menurut Bulan dan Bagian yang Menerima**  
**di Unit Donor Darah PMI Kabupaten Temanggung, 2020**  
*Number of Blood Transfused in Temanggung Regency, 2020*

| Bulan / Month                    | Bedah / Surgery |             | Kandungan / Pregnancy |             | Penyakit Dalam / Diseases of Inter Organs |             |
|----------------------------------|-----------------|-------------|-----------------------|-------------|-------------------------------------------|-------------|
|                                  | Lk / Male       | Pr / Female | Lk / Male             | Pr / Female | Lk / Male                                 | Pr / Female |
| (1)                              | (2)             | (3)         | (4)                   | (5)         | (6)                                       | (7)         |
| 1. Januari<br><i>January</i>     | 11              | 11          | 0                     | 25          | 25                                        | 30          |
| 2. Pebruari<br><i>February</i>   | 7               | 8           | 0                     | 18          | 34                                        | 31          |
| 3. Maret<br><i>March</i>         | 2               | 17          | 0                     | 40          | 14                                        | 14          |
| 4. April<br><i>April</i>         | 28              | 36          | 0                     | 13          | 31                                        | 14          |
| 5. Mei<br><i>May</i>             | 43              | 16          | 0                     | 16          | 0                                         | 1           |
| 6. Juni<br><i>June</i>           | 49              | 16          | 0                     | 8           | 5                                         | 4           |
| 7. Juli<br><i>July</i>           | 39              | 40          | 0                     | 33          | 0                                         | 4           |
| 8. Agustus<br><i>August</i>      | 0               | 8           | 0                     | 27          | 2                                         | 4           |
| 9. September<br><i>September</i> | 41              | 55          | 0                     | 11          | 0                                         | 9           |
| 10. Oktober<br><i>October</i>    | 37              | 40          | 0                     | 27          | 15                                        | 3           |
| 11. Nopember<br><i>November</i>  | 29              | 32          | 0                     | 29          | 3                                         | 4           |
| 12. Desember<br><i>December</i>  | 28              | 16          | 0                     | 9           | 12                                        | 7           |
| Jumlah 2020                      | 314             | 295         | 0                     | 256         | 141                                       | 125         |
| 2019                             | 163             | 79          | 0                     | 267         | 364                                       | 423         |
| 2018                             | 23              | 45          | 0                     | 232         | 334                                       | 251         |
| 2017                             | 32              | 41          | 283                   | 355         | 324                                       | 258         |
| 2016                             | 33              | 25          | 344                   | 283         | 177                                       | 151         |

Sumber Data : PMI Kabupaten Temanggung  
Source : Red Cross Society, Temanggung Regency Chapter

**Tabel / Table 4.4.2.**  
**Lanjutan / Continued**

| Bulan / Month                    | Anak-anak / Children |             | Lainnya / The Other |             | Jumlah / Total |             |
|----------------------------------|----------------------|-------------|---------------------|-------------|----------------|-------------|
|                                  | Lk / Male            | Pr / Female | Lk / Male           | Pr / Female | Lk / Male      | Pr / Female |
| (1)                              | (8)                  | (9)         | (10)                | (11)        | (12)           | (13)        |
| 1. Januari<br><i>January</i>     | 0                    | 6           | 4                   | 0           | 40             | 72          |
| 2. Pebruari<br><i>February</i>   | 6                    | 5           | 12                  | 17          | 59             | 79          |
| 3. Maret<br><i>March</i>         | 5                    | 3           | 2                   | 22          | 23             | 96          |
| 4. April<br><i>April</i>         | 0                    | 5           | 11                  | 20          | 70             | 88          |
| 5. Mei<br><i>May</i>             | 3                    | 3           | 15                  | 10          | 61             | 46          |
| 6. Juni<br><i>June</i>           | 4                    | 3           | 8                   | 21          | 66             | 52          |
| 7. Juli<br><i>July</i>           | 4                    | 9           | 1                   | 8           | 44             | 94          |
| 8. Agustus<br><i>August</i>      | 57                   | 62          | 19                  | 8           | 78             | 109         |
| 9. September<br><i>September</i> | 7                    | 6           | 14                  | 18          | 62             | 99          |
| 10. Oktober<br><i>October</i>    | 1                    | 2           | 13                  | 9           | 66             | 81          |
| 11. Nopember<br><i>November</i>  | 1                    | 1           | 2                   | 3           | 44             | 68          |
| 12. Desember<br><i>December</i>  | 0                    | 7           | 12                  | 22          | 52             | 61          |
| Jumlah 2020                      | 88                   | 112         | 113                 | 158         | 665            | 945         |
| 2019                             | 22                   | 7           | 118                 | 200         | 667            | 975         |
| 2018                             | 27                   | 8           | 129                 | 209         | 513            | 745         |
| 2017                             | 52                   | 18          | 287                 | 474         | 695            | 1.146       |
| 2016                             | 50                   | 20          | 472                 | 644         | 732            | 1.123       |

Sumber Data : PMI Kabupaten Temanggung

Source : Red Cross Society, Temanggung Regency Chapter

**Tabel / Table 4.4.3.**  
**Produksi dan Pemakaian Darah**  
**di Unit Donor Darah PMI Kabupaten Temanggung, 2020**  
*Monthly Blood Donor and Usage by Type of Blood in Red Cross Center, 2020*

| Bulan / Month                    | Produksi / Production       |       |       |       | Sisa Bulan Lalu / The Rest of Last Month |      |       |       |       |       |
|----------------------------------|-----------------------------|-------|-------|-------|------------------------------------------|------|-------|-------|-------|-------|
|                                  | Golongan Darah / Blood Type |       |       |       | Golongan Darah / Blood Type              |      |       |       |       |       |
|                                  | A                           | B     | AB    | O     | A                                        | B    | AB    | O     |       |       |
| (1)                              | (2)                         | (3)   | (4)   | (5)   | (6)                                      | (7)  | (8)   | (9)   |       |       |
| 1. Januari<br><i>January</i>     | 203                         | 252   | 57    | 318   | 49                                       | 97   | 4     | 93    |       |       |
| 2. Pebruari<br><i>February</i>   | 158                         | 198   | 53    | 229   | 31                                       | 24   | 12    | 11    |       |       |
| 3. Maret<br><i>March</i>         | 124                         | 179   | 44    | 211   | 24                                       | 1    | 0     | 1     |       |       |
| 4. April<br><i>April</i>         | 210                         | 330   | 72    | 364   | 80                                       | 110  | 15    | 126   |       |       |
| 5. Mei<br><i>May</i>             | 71                          | 141   | 29    | 156   | 2                                        | 4    | 6     | 3     |       |       |
| 6. Juni<br><i>June</i>           | 210                         | 249   | 56    | 280   | 22                                       | 18   | 19    | 37    |       |       |
| 7. Juli<br><i>July</i>           | 116                         | 187   | 30    | 192   | 2                                        | 22   | 7     | 23    |       |       |
| 8. Agustus<br><i>August</i>      | 153                         | 204   | 49    | 250   | 60                                       | 79   | 18    | 88    |       |       |
| 9. September<br><i>September</i> | 125                         | 170   | 39    | 197   | 47                                       | 45   | 12    | 35    |       |       |
| 10. Oktober<br><i>October</i>    | 114                         | 157   | 29    | 194   | 11                                       | 24   | 14    | 5     |       |       |
| 11. Nopember<br><i>November</i>  | 131                         | 193   | 52    | 218   | 34                                       | 33   | 5     | 58    |       |       |
| 12. Desember<br><i>December</i>  | 108                         | 153   | 36    | 224   | 20                                       | 46   | 17    | 41    |       |       |
| Jumlah                           | 2020                        | 1 723 | 2 413 | 546   | 2 833                                    | 2019 | 1 982 | 2 554 | 3 155 | 642   |
|                                  | 2018                        | 1 794 | 2 194 | 531   | 2 906                                    | 2017 | 2 107 | 2 108 | 549   | 2 733 |
|                                  | 2016                        | 1 423 | 1 880 | 2 393 | 416                                      |      |       |       |       |       |

Sumber Data : PMI Kabupaten Temanggung  
Source : Red Cross Society, Temanggung Regency Chapter

**Tabel / Table 4.4.3.**  
**Lanjutan / Continued**

| Bulan / Month             | Pemakaian Golongan Darah / Blood Type Usage |                |              |                |              |                |              |                |     |
|---------------------------|---------------------------------------------|----------------|--------------|----------------|--------------|----------------|--------------|----------------|-----|
|                           | A                                           |                | B            |                | O            |                | AB           |                |     |
|                           | Lk /<br>Male                                | Pr /<br>Female | Lk /<br>Male | Pr /<br>Female | Lk /<br>Male | Pr /<br>Female | Lk /<br>Male | Pr /<br>Female |     |
| (1)                       | (10)                                        | (11)           | (12)         | (13)           | (14)         | (15)           | (16)         | (17)           |     |
| 1. Januari<br>January     | 4                                           | 33             | 22           | 18             | 10           | 21             | 4            | 0              |     |
| 2. Pebruari<br>February   | 10                                          | 18             | 27           | 34             | 20           | 24             | 2            | 3              |     |
| 3. Maret<br>March         | 0                                           | 28             | 10           | 41             | 13           | 24             | 0            | 3              |     |
| 4. April<br>April         | 8                                           | 20             | 24           | 34             | 31           | 32             | 7            | 2              |     |
| 5. Mei<br>May             | 21                                          | 10             | 15           | 19             | 21           | 14             | 4            | 3              |     |
| 6. Juni<br>June           | 21                                          | 16             | 29           | 8              | 16           | 19             | 0            | 9              |     |
| 7. Juli<br>July           | 2                                           | 30             | 30           | 28             | 12           | 25             | 0            | 11             |     |
| 8. Agustus<br>August      | 16                                          | 22             | 30           | 41             | 31           | 30             | 1            | 16             |     |
| 9. September<br>September | 12                                          | 19             | 15           | 30             | 31           | 48             | 4            | 2              |     |
| 10. Oktober<br>October    | 5                                           | 20             | 24           | 33             | 29           | 25             | 8            | 3              |     |
| 11. Nopember<br>November  | 3                                           | 10             | 19           | 25             | 20           | 18             | 2            | 16             |     |
| 12. Desember<br>December  | 5                                           | 24             | 17           | 9              | 26           | 20             | 4            | 8              |     |
| Jumlah                    | 2020                                        | 107            | 250          | 262            | 320          | 260            | 300          | 36             | 76  |
|                           | 2019                                        | 156            | 249          | 183            | 293          | 268            | 394          | 62             | 38  |
|                           | 2018                                        | 130            | 133          | 140            | 260          | 33             | 72           | 210            | 280 |
|                           | 2017                                        | 179            | 297          | 195            | 316          | 301            | 428          | 23             | 105 |
|                           | 2016                                        | 200            | 286          | 228            | 360          | 268            | 417          | 36             | 60  |

Sumber Data : PMI Kabupaten Temanggung  
Source : Red Cross Society, Temanggung Regency Chapter

**Tabel / Table 4.4.3.**  
**Lanjutan / Continued**

| Bulan / Month                    | Darah Rusak / Corrupted Blood |      |      |      | Sisa Bulan ini / The Rest of This Month |      |      |      |
|----------------------------------|-------------------------------|------|------|------|-----------------------------------------|------|------|------|
|                                  | Golongan Darah / Blood Type   |      |      |      | Golongan Darah / Blood Type             |      |      |      |
|                                  | A                             | B    | AB   | O    | A                                       | B    | AB   | O    |
| (1)                              | (18)                          | (19) | (20) | (21) | (22)                                    | (23) | (24) | (25) |
| 1. Januari<br><i>January</i>     | 13                            | 18   | 2    | 10   | 49                                      | 97   | 4    | 93   |
| 2. Pebruari<br><i>February</i>   | 15                            | 15   | 5    | 12   | 31                                      | 24   | 12   | 11   |
| 3. Maret<br><i>March</i>         | 25                            | 20   | 17   | 33   | 24                                      | 1    | 0    | 1    |
| 4. April<br><i>April</i>         | 21                            | 34   | 7    | 35   | 80                                      | 110  | 15   | 126  |
| 5. Mei<br><i>May</i>             | 45                            | 45   | 2    | 48   | 2                                       | 4    | 6    | 3    |
| 6. Juni<br><i>June</i>           | 20                            | 20   | 5    | 25   | 22                                      | 18   | 19   | 37   |
| 7. Juli<br><i>July</i>           | 7                             | 10   | 5    | 10   | 2                                       | 22   | 7    | 23   |
| 8. Agustus<br><i>August</i>      | 7                             | 13   | 6    | 11   | 60                                      | 79   | 18   | 88   |
| 9. September<br><i>September</i> | 16                            | 31   | 8    | 21   | 47                                      | 45   | 12   | 35   |
| 10. Oktober<br><i>October</i>    | 4                             | 14   | 4    | 12   | 11                                      | 24   | 14   | 5    |
| 11. Nopember<br><i>November</i>  | 4                             | 7    | 2    | 6    | 34                                      | 33   | 5    | 58   |
| 12. Desember<br><i>December</i>  | 8                             | 12   | 2    | 18   | 20                                      | 46   | 17   | 41   |
| Jumlah                           | 2020                          | 185  | 239  | 65   | 241                                     |      |      |      |
|                                  | 2019                          | 108  | 120  | 204  | 53                                      |      |      |      |
|                                  | 2018                          | 133  | 165  | 52   | 237                                     |      |      |      |
|                                  | 2017                          | 159  | 300  | 290  | 93                                      |      |      |      |
|                                  | 2016                          | 159  | 230  | 247  | 69                                      |      |      |      |

Sumber Data : PMI Kabupaten Temanggung

Source : Red Cross Society, Temanggung Regency Chapter

**Tabel / Table 4.4.4.**  
**Realisasi Penyaluran Dana PMI Kabupaten Temanggung**  
**Dirinci Menurut Bulan, 2020**  
*The Distribution of Cash Donation in Temanggung Regency, 2020*

| Bulan / Month             | Uang (Rp.) /<br>Cash | Pakaian Baru<br>(dos) / New<br>Clothes | Pakaian Pantas<br>(karung) /<br>Clothes | Mi Instan (bks) /<br>Instant Noodles | Family Kit<br>(paket) | Wajan (buah) /<br>Pan | Sabun Mandi<br>(bks) / Soap | Susu (bks) / Milk |
|---------------------------|----------------------|----------------------------------------|-----------------------------------------|--------------------------------------|-----------------------|-----------------------|-----------------------------|-------------------|
| (1)                       | (2)                  | (3)                                    | (4)                                     | (5)                                  | (6)                   | (7)                   | (8)                         | (9)               |
| 1. Januari<br>January     | 1 985 000            | 0                                      | 0                                       | 560                                  | 1                     | 0                     | 0                           | 0                 |
| 2. Pebruari<br>February   | 1 248 600            | 0                                      | 0                                       | 440                                  | 0                     | 0                     | 0                           | 0                 |
| 3. Maret<br>March         | 4 528 200            | 0                                      | 0                                       | 600                                  | 28                    | 0                     | 0                           | 0                 |
| 4. April<br>April         | 2 413 200            | 0                                      | 0                                       | 520                                  | 8                     | 0                     | 0                           | 0                 |
| 5. M e i<br>May           | 1 371 150            | 0                                      | 0                                       | 240                                  | 2                     | 0                     | 0                           | 0                 |
| 6. J u n i<br>June        | 527 500              | 0                                      | 0                                       | 40                                   | 0                     | 0                     | 0                           | 0                 |
| 7. J u l i<br>July        | 4 313 800            | 0                                      | 0                                       | 120                                  | 2                     | 0                     | 0                           | 0                 |
| 8. Agustus<br>August      | 1 832 000            | 0                                      | 0                                       | 320                                  | 7                     | 0                     | 0                           | 0                 |
| 9. September<br>September | 0                    | 0                                      | 0                                       | 160                                  | 1                     | 0                     | 0                           | 0                 |
| 10. Oktober<br>October    | 1 077 000            | 0                                      | 0                                       | 120                                  | 1                     | 0                     | 0                           | 0                 |
| 11. Nopember<br>November  | 5 000 100            | 0                                      | 0                                       | 440                                  | 0                     | 0                     | 0                           | 0                 |
| 12. Desember<br>December  | 4 445 600            | 0                                      | 0                                       | 640                                  | 0                     | 0                     | 0                           | 0                 |
| Jumlah 2020               | 28 742 150           | 0                                      | 0                                       | 4 200                                | 50                    | 0                     | 0                           | 0                 |
| 2019                      | 1 750 000            | 0                                      | 10                                      | 1 960                                | 32                    | 0                     | 0                           | 0                 |
| 2018                      | 195 008 394          | 0                                      | 10                                      | 1 161                                | 22                    | 0                     | 0                           | 12                |
| 2017                      | 26 517 000           | 20                                     | 4                                       | 960                                  | 84                    | 0                     | 0                           | 0                 |
| 2016                      | 16 796 400           | 2                                      | 25                                      | 320                                  | 25                    | 0                     | 415                         | 4                 |

Sumber Data : PMI Kabupaten Temanggung

Source : Red Cross Society, Temanggung Regency Chapter

Tabel / Table 4.4.4.

Lanjutan / Continued

| Bulan / Month             | Shampo (btl) | Rinso (sachet) /<br>Detergent | Trapolin/Terpai (lb) | Piring (buah) /<br>Plate | Higine Kit (paket) | Baskom (buah) | Beras (Kg) / Rice | Sasaran Penerima<br>Manfaat (KK) /<br>Target Beneficiary |
|---------------------------|--------------|-------------------------------|----------------------|--------------------------|--------------------|---------------|-------------------|----------------------------------------------------------|
| (1)                       | (11)         | (12)                          | (13)                 | (15)                     | (16)               | (18)          | (19)              | (20)                                                     |
| 1. Januari<br>January     | 0            | 0                             | 2                    | 0                        | 12                 | 0             | 0                 | 16                                                       |
| 2. Pebruari<br>February   | 0            | 0                             | 0                    | 0                        | 8                  | 0             | 0                 | 28                                                       |
| 3. Maret<br>March         | 0            | 0                             | 5                    | 0                        | 6                  | 0             | 65                | 31                                                       |
| 4. April<br>April         | 0            | 0                             | 2                    | 0                        | 0                  | 0             | 100               | 22                                                       |
| 5. Mei<br>May             | 0            | 0                             | 4                    | 0                        | 0                  | 0             | 40                | 4                                                        |
| 6. Juni<br>June           | 0            | 0                             | 0                    | 0                        | 0                  | 0             | 10                | 1                                                        |
| 7. Juli<br>July           | 0            | 0                             | 1                    | 0                        | 0                  | 0             | 30                | 3                                                        |
| 8. Agustus<br>August      | 0            | 0                             | 2                    | 0                        | 0                  | 0             | 80                | 9                                                        |
| 9. September<br>September | 0            | 0                             | 0                    | 0                        | 0                  | 0             | 40                | 4                                                        |
| 10. Oktober<br>October    | 0            | 0                             | 1                    | 0                        | 0                  | 0             | 30                | 3                                                        |
| 11. Nopember<br>November  | 0            | 0                             | 0                    | 0                        | 0                  | 0             | 55                | 16                                                       |
| 12. Desember<br>December  | 0            | 0                             | 1                    | 0                        | 0                  | 0             | 12                | 14                                                       |
| Jumlah 2020               | 0            | 0                             | 18                   | 0                        | 26                 | 0             | 462               | 151                                                      |
| 2019                      | 0            | 0                             | 25                   | 0                        | 0                  | 0             | 0                 | 0                                                        |
| 2018                      | 0            | 0                             | 12                   | 0                        | 1                  | 0             | 55                | 130                                                      |
| 2017                      | 0            | 0                             | 44                   | 0                        | 36                 | 0             | 0                 | 128                                                      |
| 2016                      | 32           | 0                             | 38                   | 0                        | 41                 | 0             | 0                 | 78                                                       |

Sumber Data : PMI Kabupaten Temanggung

Source : Red Cross Society, Temanggung Regency Chapter



Tabel / Table 4.4.4.

Lanjutan / Continued

| Bulan / Month                    | Cangkul (Buah) /<br>Hoe | Lotion anti<br>nyamuk (sachet) | pasta gigi (Buah)<br>/ Toothbrush | Paste | Sikat gigi (Buah)<br>/ Tooth Brush | Pembalut<br>wanita (buah) /<br>Sanitary Napkin | Sekop (Buah) | Pampers (Buah) | Radio FM (Unit) | Makanan<br>(Paket) / Food | Gula pasir (Kg) /<br>Sugar |
|----------------------------------|-------------------------|--------------------------------|-----------------------------------|-------|------------------------------------|------------------------------------------------|--------------|----------------|-----------------|---------------------------|----------------------------|
| (1)                              | (21)                    | (22)                           | (23)                              | (24)  | (25)                               | (26)                                           | (27)         | (28)           | (29)            | (30)                      |                            |
| 1. Januari<br><i>January</i>     | 15                      | 0                              | 0                                 | 0     | 0                                  | 0                                              | 35           | 0              | 0               | 0                         | 0                          |
| 2. Februari<br><i>February</i>   | 5                       | 0                              | 0                                 | 0     | 0                                  | 0                                              | 15           | 0              | 0               | 0                         | 0                          |
| 3. Maret<br><i>March</i>         | 5                       | 0                              | 0                                 | 0     | 0                                  | 0                                              | 6            | 0              | 0               | 0                         | 0                          |
| 4. April<br><i>April</i>         | 0                       | 0                              | 0                                 | 0     | 0                                  | 0                                              | 0            | 0              | 0               | 0                         | 0                          |
| 5. Mei<br><i>May</i>             | 0                       | 0                              | 0                                 | 0     | 0                                  | 0                                              | 0            | 0              | 0               | 0                         | 0                          |
| 6. Juni<br><i>June</i>           | 0                       | 0                              | 0                                 | 0     | 0                                  | 0                                              | 0            | 0              | 0               | 0                         | 0                          |
| 7. Juli<br><i>July</i>           | 0                       | 0                              | 0                                 | 0     | 0                                  | 0                                              | 0            | 0              | 0               | 0                         | 0                          |
| 8. Agustus<br><i>August</i>      | 0                       | 0                              | 0                                 | 0     | 0                                  | 0                                              | 0            | 0              | 0               | 0                         | 0                          |
| 9. September<br><i>September</i> | 0                       | 0                              | 0                                 | 0     | 0                                  | 0                                              | 0            | 0              | 0               | 0                         | 0                          |
| 10. Oktober<br><i>October</i>    | 0                       | 0                              | 0                                 | 0     | 0                                  | 0                                              | 0            | 0              | 0               | 0                         | 0                          |
| 11. Nopember<br><i>November</i>  | 0                       | 0                              | 0                                 | 0     | 0                                  | 0                                              | 0            | 0              | 0               | 0                         | 0                          |
| 12. Desember<br><i>December</i>  | 0                       | 0                              | 0                                 | 0     | 0                                  | 0                                              | 0            | 0              | 0               | 0                         | 0                          |
| Jumlah 2020                      | 25                      | 0                              | 0                                 | 0     | 0                                  | 0                                              | 56           | 0              | 0               | 0                         | 0                          |
| 2019                             | 515                     | 0                              | 0                                 | 0     | 0                                  | 0                                              | 20           | 0              | 0               | 0                         | 0                          |
| 2018                             | 0                       | 0                              | 0                                 | 0     | 0                                  | 0                                              | 0            | 0              | 0               | 0                         | 6                          |
| 2017                             | 20                      | 0                              | 0                                 | 0     | 0                                  | 0                                              | 20           | 0              | 0               | 0                         | 15                         |
| 2016                             | 5                       | 0                              | 27                                | 0     | 0                                  | 0                                              | 4            | 0              | 7               | 0                         | 0                          |

Sumber Data : PMI Kabupaten Temanggung

Source : Red Cross Society, Temanggung Regency Chapter

Tabel / Table 4.4.4.

Lanjutan / Continued

| Bulan / Month                    | Teh (Bungkus) / Tea | Roti (Bungkus) / Bread | Kecap (Botol) / Soy Sauce | Masker (Buah) / Mask | Ember (Buah) | Selimut (Buah) / Blanket | Baby kit (Paket) | Karung (Potong) | Sarung (Potong) | Handuk (Potong) / Towel |
|----------------------------------|---------------------|------------------------|---------------------------|----------------------|--------------|--------------------------|------------------|-----------------|-----------------|-------------------------|
| (1)                              | (31)                | (32)                   | (33)                      | (34)                 | (35)         | (36)                     | (37)             | (38)            | (39)            | (40)                    |
| 1. Januari<br><i>January</i>     | 0                   | 0                      | 0                         | 0                    | 0            | 0                        | 0                | 0               | 0               | 0                       |
| 2. Pebruari<br><i>February</i>   | 0                   | 0                      | 0                         | 0                    | 0            | 0                        | 0                | 0               | 0               | 0                       |
| 3. Maret<br><i>March</i>         | 0                   | 0                      | 0                         | 0                    | 0            | 0                        | 1                | 0               | 0               | 0                       |
| 4. April<br><i>April</i>         | 0                   | 0                      | 0                         | 0                    | 0            | 5                        | 8                | 0               | 0               | 0                       |
| 5. Mei<br><i>May</i>             | 0                   | 0                      | 0                         | 0                    | 0            | 0                        | 1                | 0               | 0               | 0                       |
| 6. Juni<br><i>June</i>           | 0                   | 0                      | 0                         | 160                  | 0            | 0                        | 0                | 0               | 0               | 0                       |
| 7. Juli<br><i>July</i>           | 0                   | 0                      | 0                         | 10                   | 0            | 0                        | 0                | 0               | 0               | 0                       |
| 8. Agustus<br><i>August</i>      | 0                   | 0                      | 0                         | 0                    | 0            | 0                        | 0                | 0               | 0               | 0                       |
| 9. September<br><i>September</i> | 0                   | 0                      | 0                         | 0                    | 0            | 0                        | 0                | 0               | 0               | 0                       |
| 10. Oktober<br><i>October</i>    | 0                   | 0                      | 0                         | 0                    | 0            | 0                        | 1                | 0               | 0               | 0                       |
| 11. Nopember<br><i>November</i>  | 0                   | 0                      | 0                         | 0                    | 0            | 0                        | 0                | 0               | 0               | 0                       |
| 12. Desember<br><i>December</i>  | 0                   | 0                      | 0                         | 0                    | 0            | 0                        | 0                | 100             | 0               | 0                       |
| Jumlah 2020                      | 0                   | 0                      | 0                         | 170                  | 0            | 5                        | 11               | 100             | 0               | 0                       |
| 2019                             | 0                   | 0                      | 0                         | 0                    | 0            | 101                      | 3                | 0               | 0               | 0                       |
| 2018                             | 5                   | 0                      | 0                         | 0                    | 0            | 5                        | 26               | 0               | 4               | 0                       |
| 2017                             | 0                   | 0                      | 0                         | 100                  | 0            | 7                        | 15               | 0               | 0               | 0                       |
| 2016                             | 0                   | 0                      | 0                         | 105                  | 0            | 32                       | 7                | 0               | 27              | 25                      |

Sumber Data : PMI Kabupaten Temanggung

Source : Red Cross Society, Temanggung Regency Chapter

Tabel / Table 4.4.4.  
Lanjutan / Continued

| Bulan / Month                    | Dandang (Buah) | Sepatu both (Pasang) | Air Mineral (dos) | Perlengkapan MCK (dos) | Obat (dos)/ Medicine | Panci (Buah) | Jerigent (Buah) | Paket Disinfektan Cair (Liter) | Body Bag (buah) | Kacamata anti Debu | Minyak Goreng (lt) / Cooking Oil | Kopi (Sachet) | Sereal (Sachet) | Paket PHBS |
|----------------------------------|----------------|----------------------|-------------------|------------------------|----------------------|--------------|-----------------|--------------------------------|-----------------|--------------------|----------------------------------|---------------|-----------------|------------|
| (1)                              | (41)           | (42)                 | (43)              | (44)                   | (45)                 | (46)         | (47)            | (48)                           | (49)            | (51)               | (52)                             | (54)          | (55)            | (56)       |
| 1. Januari<br><i>January</i>     | 0              | 0                    | 672               | 0                      | 0                    | 0            | 0               | 0                              | 0               | 0                  | 0                                | 0             | 0               | 0          |
| 2. Februari<br><i>February</i>   | 0              | 0                    | 528               | 0                      | 0                    | 0            | 0               | 0                              | 0               | 0                  | 0                                | 0             | 0               | 0          |
| 3. Maret<br><i>March</i>         | 0              | 0                    | 720               | 0                      | 0                    | 0            | 0               | 0                              | 0               | 0                  | 0                                | 0             | 0               | 0          |
| 4. April<br><i>April</i>         | 0              | 0                    | 672               | 0                      | 0                    | 0            | 0               | 0                              | 0               | 0                  | 0                                | 0             | 0               | 0          |
| 5. Mei<br><i>May</i>             | 0              | 0                    | 288               | 0                      | 0                    | 0            | 0               | 0                              | 0               | 0                  | 0                                | 0             | 0               | 0          |
| 6. Juni<br><i>June</i>           | 0              | 0                    | 48                | 0                      | 0                    | 0            | 0               | 420                            | 0               | 0                  | 0                                | 0             | 0               | 24         |
| 7. Juli<br><i>July</i>           | 0              | 0                    | 144               | 0                      | 0                    | 0            | 0               | 480                            | 0               | 0                  | 0                                | 0             | 0               | 60         |
| 8. Agustus<br><i>August</i>      | 0              | 0                    | 384               | 0                      | 0                    | 0            | 0               | 0                              | 0               | 0                  | 0                                | 0             | 0               | 0          |
| 9. September<br><i>September</i> | 0              | 0                    | 192               | 0                      | 0                    | 0            | 0               | 0                              | 0               | 0                  | 0                                | 0             | 0               | 0          |
| 10. Oktober<br><i>October</i>    | 0              | 0                    | 144               | 0                      | 0                    | 0            | 0               | 0                              | 0               | 0                  | 0                                | 0             | 0               | 85         |
| 11. Nopember<br><i>November</i>  | 0              | 0                    | 528               | 0                      | 0                    | 0            | 0               | 34                             | 0               | 0                  | 0                                | 5             | 20              | 190        |
| 12. Desember<br><i>December</i>  | 0              | 0                    | 768               | 0                      | 0                    | 0            | 0               | 40                             | 0               | 0                  | 0                                | 0             | 0               | 0          |
| Jumlah                           | 2020           | 0                    | 0                 | 5088                   | 0                    | 0            | 0               | 974                            | 0               | 0                  | 0                                | 5             | 20              | 359        |
|                                  | 2019           | 0                    | 0                 | 2224                   | 0                    | 0            | 0               | 0                              | 2               | 0                  | 0                                | 0             | 0               | 0          |
|                                  | 2018           | 0                    | 0                 | 1344                   | 0                    | 0            | 0               | 0                              | 0               | 0                  | 2                                | 5             | 20              | 0          |
|                                  | 2017           | 0                    | 0                 | 21                     | 0                    | 0            | 0               | 0                              | 0               | 0                  | 0                                | 0             | 0               | 0          |
|                                  | 2016           | 0                    | 0                 | 62                     | 0                    | 1            | 0               | 36                             | 6               | 36                 | 5                                | 15            | 0               | 25         |

Sumber Data : PMI Kabupaten Temanggung

Source : Red Cross Society, Temanggung Regency Chapter

**Tabel /Table 4.4.5**  
**Banyaknya Anggota dan Pembina Palang Merah Remaja**  
**di Kabupaten Temanggung, 2020**  
*Number of Red Cross Youth Member in Temanggung Regency, 2020*

| Uraian / Classification            | Laki-laki / Male | Perempuan / Female | Jumlah Sekolah / Number of School |
|------------------------------------|------------------|--------------------|-----------------------------------|
| (1)                                | (2)              | (3)                | (4)                               |
| 1. Anggota PMR                     | 88               | 297                | 36                                |
| 1.1 PMR Mula<br>(7 s/d 12 Tahun)   | 7                | 20                 | 2                                 |
| 1.2 PMR Madya<br>(12 s/d 16 Tahun) | 25               | 75                 | 18                                |
| 1.3 PMR Wira                       | 56               | 202                | 16                                |
| 2. Pembina PMR                     | 23               | 6                  | 18                                |
| 1.1 PMR Mula                       | 2                | 0                  | 2                                 |
| 1.2 PMR Madya                      | 11               | 8                  | 19                                |
| 1.3 PMR Wira                       | 10               | 6                  | 16                                |
| 3. Relawan PMI                     |                  |                    |                                   |
| KSR (Korp Sukarela)                | 34               | 14                 |                                   |
| TSR (Tenaga Sukarela)              | 36               | 5                  |                                   |
| Jumlah / Total 2020                | 181              | 322                | 54                                |
|                                    | 85               | 229                | 54                                |
|                                    | 60               | 142                | 33                                |
|                                    | 236              | 900                | 28                                |
|                                    | 231              | 899                | 54                                |

Sumber Data : PMI Kabupaten Temanggung

Source; Red Cross Society, Temanggung Regency Chapter

**Tabel/ Table 4.4.6**  
**Realisasi Penyaluran Obat-obatan**  
**PMI Kabupaten Temanggung, 2020**

*The Distribution of Medicine by Red Cross Society of Temanggung Regency, 2020*

| Bulan/ Month                     | Obat Pertolongan<br>Pertama (Paket) / First<br>Aid Drugs | Sasaran Penerima<br>/The Target<br>Beneficiary (Pos) | Keterangan /<br>Information |
|----------------------------------|----------------------------------------------------------|------------------------------------------------------|-----------------------------|
| (1)                              | (2)                                                      | (3)                                                  | (4)                         |
| 1. Januari<br><i>January</i>     | -                                                        | -                                                    |                             |
| 2. Pebruari<br><i>February</i>   | -                                                        | -                                                    |                             |
| 3. Maret<br><i>March</i>         | -                                                        | -                                                    |                             |
| 4. April<br><i>April</i>         | -                                                        | -                                                    |                             |
| 5. Mei<br><i>May</i>             | -                                                        | -                                                    |                             |
| 6. Juni<br><i>June</i>           | -                                                        | -                                                    |                             |
| 7. Juli<br><i>July</i>           | -                                                        | -                                                    |                             |
| 8. Agustus<br><i>August</i>      | -                                                        | -                                                    |                             |
| 9. September<br><i>September</i> | -                                                        | -                                                    |                             |
| 10. Oktober<br><i>October</i>    | -                                                        | -                                                    |                             |
| 11. Nopember<br><i>November</i>  | -                                                        | -                                                    |                             |
| 12. Desember<br><i>December</i>  | -                                                        | -                                                    |                             |
| Jumlah/ Total 2020               | 0                                                        | 0                                                    | 0                           |
| 2019                             | 40                                                       | 40                                                   | 0                           |
| 2018                             | 40                                                       | 40                                                   | 0                           |
| 2017                             | 83                                                       | 83                                                   | 0                           |
| 2016                             | 160                                                      | 160                                                  | 0                           |

Sumber Data : PMI Kabupaten Temanggung

Source : Red Cross Society, Temanggung Regency Chapter

**Tabel/Table 4.5.1**  
**Banyaknya Pasangan Usia Subur dan Peserta KB Aktif**  
**Menurut Kecamatan di Kabupaten Temanggung, 2020**

*Number of Family Planning Program Participant in Temanggung Regency, 2020*

| Kecamatan /<br>District | Pasangan Usia Subur<br>(PUS) /<br>Fertile Age Couples | Peserta KB Aktif (PA) /<br>Active Family<br>Planning Participants | Persentase PA<br>Terhadap (PUS) /<br>The percentage of<br>Active Participants by<br>Fertile Age Couples |
|-------------------------|-------------------------------------------------------|-------------------------------------------------------------------|---------------------------------------------------------------------------------------------------------|
| (1)                     | (2)                                                   | (3)                                                               | (4)                                                                                                     |
| 1. Parakan              | 7 855                                                 | 5 284                                                             | 67,27                                                                                                   |
| 2. Kledung              | 5 058                                                 | 3 965                                                             | 78,39                                                                                                   |
| 3. Bansari              | 4 402                                                 | 3 504                                                             | 79,60                                                                                                   |
| 4. Bulu                 | 8 228                                                 | 6 521                                                             | 79,25                                                                                                   |
| 5. Temanggung           | 10 971                                                | 6 819                                                             | 62,15                                                                                                   |
| 6. Tlogomulyo           | 4 200                                                 | 3 401                                                             | 80,98                                                                                                   |
| 7. Tembarak             | 5 082                                                 | 3 583                                                             | 70,50                                                                                                   |
| 8. Selopampang          | 3 266                                                 | 2 441                                                             | 74,74                                                                                                   |
| 9. Kranggan             | 8 089                                                 | 6 273                                                             | 77,55                                                                                                   |
| 10. Pringsurat          | 8 773                                                 | 6 811                                                             | 77,64                                                                                                   |
| 11. Kaloran             | 7 597                                                 | 5 693                                                             | 74,94                                                                                                   |
| 12. Kandangan           | 8 828                                                 | 6 640                                                             | 75,22                                                                                                   |
| 13. Kedu                | 9 353                                                 | 7 294                                                             | 77,99                                                                                                   |
| 14. Ngadirejo           | 9 228                                                 | 6 218                                                             | 67,38                                                                                                   |
| 15. Jumo                | 5 012                                                 | 3 809                                                             | 76,00                                                                                                   |
| 16. Gemawang            | 6 074                                                 | 4 837                                                             | 79,63                                                                                                   |
| 17. Candiroto           | 5 230                                                 | 3 942                                                             | 75,37                                                                                                   |
| 18. Bejen               | 3 687                                                 | 2 850                                                             | 77,30                                                                                                   |
| 19. Tretep              | 4 693                                                 | 3 658                                                             | 77,95                                                                                                   |
| 20. Wonoboyo            | 4 789                                                 | 3 884                                                             | 81,10                                                                                                   |
| Jumlah/ Total 2020      | 130 415                                               | 97 427                                                            | 74,71                                                                                                   |
| 2019                    | 133 704                                               | 103 585                                                           | 77,47                                                                                                   |
| 2018                    | 143 830                                               | 119 774                                                           | 83,43                                                                                                   |
| 2017                    | 151 601                                               | 119 659                                                           | 82,73                                                                                                   |
| 2016                    | 142 704                                               | 116 539                                                           | 81,67                                                                                                   |

Sumber Data : Dinas PPPAPPKB Kabupaten Temanggung

Source : *Empowerment and Chil Protection of Temanggung Regency*

Tabel/Table 4.5.2

**Peserta KB Aktif yang Menggunakan Kontrasepsi MKJP  
Menurut Kecamatan di Kabupaten Temanggung, 2020**

*Participant Long Term Contraception Method in Temanggung Regency, 2020*

| Kecamatan /<br>District | Metode Kontrasepsi Jangka Tahun Panjang (MKJP) <i>The Long Years of<br/>Contraceptive Methods</i> |                          |                               |                          |        | Jumlah /Total |
|-------------------------|---------------------------------------------------------------------------------------------------|--------------------------|-------------------------------|--------------------------|--------|---------------|
|                         | I U D                                                                                             | Medis Pria<br>/Vasektomi | Medis<br>Wanita/Tubekt<br>omi | Implant/<br>Implantation |        |               |
| (1)                     | (2)                                                                                               | (3)                      | (4)                           | (5)                      | (6)    |               |
| 1. Parakan              | 782                                                                                               | 4                        | 433                           | 1 381                    | 2 600  |               |
| 2. Kledung              | 447                                                                                               | 14                       | 340                           | 716                      | 1 517  |               |
| 3. Bansari              | 663                                                                                               | 1                        | 286                           | 596                      | 1 546  |               |
| 4. Bulu                 | 1 052                                                                                             | 20                       | 399                           | 1 325                    | 2 796  |               |
| 5. Temanggung           | 1 024                                                                                             | 15                       | 525                           | 1 525                    | 3 089  |               |
| 6. Tlogomulyo           | 503                                                                                               | 6                        | 182                           | 659                      | 1 350  |               |
| 7. Tembarak             | 246                                                                                               | 0                        | 171                           | 881                      | 1 298  |               |
| 8. Selopampang          | 286                                                                                               | 5                        | 129                           | 893                      | 1 313  |               |
| 9. Kranggan             | 1 010                                                                                             | 24                       | 351                           | 2 472                    | 3 857  |               |
| 10. Pringsurat          | 539                                                                                               | 41                       | 250                           | 2 383                    | 3 213  |               |
| 11. Kaloran             | 484                                                                                               | 20                       | 353                           | 2 313                    | 3 170  |               |
| 12. Kandangan           | 1 138                                                                                             | 22                       | 465                           | 2 012                    | 3 637  |               |
| 13. Kedu                | 942                                                                                               | 10                       | 362                           | 1 793                    | 3 107  |               |
| 14. Ngadirejo           | 725                                                                                               | 11                       | 484                           | 1 211                    | 2 431  |               |
| 15. Jumo                | 470                                                                                               | 2                        | 227                           | 1 208                    | 1 907  |               |
| 16. Gemawang            | 394                                                                                               | 25                       | 392                           | 1 591                    | 2 402  |               |
| 17. Candiroto           | 739                                                                                               | 9                        | 288                           | 568                      | 1 604  |               |
| 18. Bejen               | 474                                                                                               | 5                        | 265                           | 591                      | 1 335  |               |
| 19. Tretep              | 210                                                                                               | 82                       | 136                           | 412                      | 840    |               |
| 20. Wonoboyo            | 450                                                                                               | 7                        | 148                           | 595                      | 1 200  |               |
| Jumlah/ Total 2020      | 12 578                                                                                            | 323                      | 6 186                         | 25 125                   | 44 212 |               |
| 2019                    | 13 935                                                                                            | 497                      | 6 548                         | 28 794                   | 49 774 |               |
| 2018                    | 16 532                                                                                            | 609                      | 6 734                         | 34 482                   | 58 357 |               |
| 2017                    | 16 121                                                                                            | 713                      | 6 791                         | 31 834                   | 55 459 |               |
| 2016                    | 15 283                                                                                            | 760                      | 6 567                         | 28 627                   | 51 237 |               |

Sumber Data : Dinas PPPAPPKB Kabupaten Temanggung

Source : *Empowerment and Chil Protection of Temanggung Regency*

**Tabel/Table 4.5.3**  
**Peserta KB Aktif yang Menggunakan Kontrasepsi Non MKJP**  
**Menurut Kecamatan di Kabupaten Temanggung, 2020**  
*Participant Long Term Contraception Method in Temanggung Regency, 2020*

| Kecamatan /<br>District | Non Metode Kontrasepsi Jangka Tahun Panjang (Non MKJP) / <i>The Short Years of Contraceptive Methods</i> |                               |                    |     |                   |
|-------------------------|----------------------------------------------------------------------------------------------------------|-------------------------------|--------------------|-----|-------------------|
|                         | Suntik /<br>Syringe                                                                                      | P I L / <i>Drugs</i><br>pills | Kondom /<br>Condom | O V | Jumlah /<br>Total |
| (1)                     | (2)                                                                                                      | (3)                           | (4)                | (5) | (6)               |
| 1. Parakan              | 2 257                                                                                                    | 188                           | 239                | 0   | 2 684             |
| 2. Kledung              | 2 299                                                                                                    | 96                            | 53                 | 0   | 2 448             |
| 3. Bansari              | 1 706                                                                                                    | 113                           | 139                | 0   | 1 958             |
| 4. Bulu                 | 3 236                                                                                                    | 202                           | 287                | 0   | 3 725             |
| 5. Temanggung           | 2 189                                                                                                    | 522                           | 1 019              | 0   | 3 730             |
| 6. Tlogomulyo           | 1 745                                                                                                    | 122                           | 184                | 0   | 2 051             |
| 7. Tembarak             | 1 790                                                                                                    | 293                           | 202                | 0   | 2 285             |
| 8. Selopampang          | 839                                                                                                      | 181                           | 108                | 0   | 1 128             |
| 9. Kranggan             | 1 690                                                                                                    | 297                           | 429                | 0   | 2 416             |
| 10. Pringsurat          | 2 648                                                                                                    | 651                           | 299                | 0   | 3 598             |
| 11. Kaloran             | 1 991                                                                                                    | 325                           | 207                | 0   | 2 523             |
| 12. Kandangan           | 2 204                                                                                                    | 428                           | 371                | 0   | 3 003             |
| 13. Kedu                | 3 692                                                                                                    | 227                           | 268                | 0   | 4 187             |
| 14. Ngadirejo           | 3 184                                                                                                    | 220                           | 383                | 0   | 3 787             |
| 15. Jumo                | 1 682                                                                                                    | 129                           | 91                 | 0   | 1 902             |
| 16. Gemawang            | 1 801                                                                                                    | 398                           | 236                | 0   | 2 435             |
| 17. Candiroto           | 1 866                                                                                                    | 234                           | 238                | 0   | 2 338             |
| 18. Bejen               | 1 242                                                                                                    | 227                           | 46                 | 0   | 1 515             |
| 19. Tretep              | 2 400                                                                                                    | 362                           | 56                 | 0   | 2 818             |
| 20. Wonobojo            | 2 409                                                                                                    | 259                           | 16                 | 0   | 2 684             |
| Jumlah/ Total 2020      | 42 870                                                                                                   | 5 474                         | 4 871              | 0   | 53 215            |
| 2019                    | 44 053                                                                                                   | 5 898                         | 3 861              | 0   | 53 811            |
| 2018                    | 50 888                                                                                                   | 6 746                         | 3 783              | 0   | 61 417            |
| 2017                    | 52 812                                                                                                   | 7 637                         | 3 751              | 0   | 64 200            |
| 2016                    | 54 591                                                                                                   | 7 459                         | 3 256              | 0   | 65 306            |

Sumber Data : Dinas PPPAPPKB Kabupaten Temanggung

Source : Empowerment and Chil Protection of Temanggung Regency



Tabel/Table 4.5.4  
**Jumlah Sarana Tempat Pelayanan Kontrasepsi  
 Keluarga Berencana Menurut Kecamatan  
 di Kabupaten Temanggung, 2020**

*Number of Contraception Service for Family Planning Program, 2020*

| Kecamatan /<br>District | Klinik KB /<br>Clinic | Apotik /<br>Pharmacies | Toko Obat /<br>Drugstores | Dokter Praktek<br>Swasta /<br>Private Doctor | Bidan Praktek<br>Swasta /<br>Private<br>Midwife |
|-------------------------|-----------------------|------------------------|---------------------------|----------------------------------------------|-------------------------------------------------|
| (1)                     | (2)                   | (3)                    | (4)                       | (5)                                          | (6)                                             |
| 1. Parakan              | 3                     | 6                      | 2                         | 9                                            | 23                                              |
| 2. Kledung              | 1                     | 0                      | 0                         | 0                                            | 12                                              |
| 3. Bansari              | 1                     | 0                      | 0                         | 0                                            | 14                                              |
| 4. Bulu                 | 2                     | 1                      | 0                         | 1                                            | 11                                              |
| 5. Temanggung           | 5                     | 10                     | 3                         | 10                                           | 35                                              |
| 6. Tlogomulyo           | 1                     | 0                      | 0                         | 0                                            | 12                                              |
| 7. Tembarak             | 1                     | 1                      | 0                         | 1                                            | 17                                              |
| 8. Selopampang          | 1                     | 0                      | 0                         | 0                                            | 0                                               |
| 9. Kranggan             | 2                     | 2                      | 0                         | 4                                            | 17                                              |
| 10. Pringsurat          | 2                     | 3                      | 0                         | 2                                            | 15                                              |
| 11. Kaloran             | 2                     | 2                      | 0                         | 4                                            | 17                                              |
| 12. Kandangan           | 1                     | 1                      | 0                         | 2                                            | 16                                              |
| 13. Kedu                | 1                     | 1                      | 0                         | 4                                            | 19                                              |
| 14. Ngadirejo           | 2                     | 5                      | 1                         | 4                                            | 25                                              |
| 15. Jumo                | 1                     | 1                      | 0                         | 2                                            | 12                                              |
| 16. Gemawang            | 1                     | 0                      | 1                         | 1                                            | 12                                              |
| 17. Candiroto           | 1                     | 0                      | 0                         | 0                                            | 2                                               |
| 18. Bejen               | 1                     | 0                      | 1                         | 1                                            | 17                                              |
| 19. Tretep              | 1                     | 0                      | 0                         | 0                                            | 11                                              |
| 20. Wonobojo            | 1                     | 0                      | 0                         | 0                                            | 13                                              |
| Jumlah/ Total 2020      | 31                    | 33                     | 8                         | 45                                           | 300                                             |
| 2019                    | 32                    | 28                     | 9                         | 43                                           | 445                                             |
| 2018                    | 32                    | 28                     | 9                         | 43                                           | 445                                             |
| 2017                    | 233                   | 22                     | 9                         | 43                                           | 445                                             |
| 2016                    | 233                   | 28                     | 9                         | 43                                           | 445                                             |

Sumber Data : Dinas PPPAPKB Kabupaten Temanggung

Source : *Empowerment and Chil Protection of Temanggung Regency*

Keterangan :\*)= tahun 2009 klinik KB pembantu masih terpisah dengan Klinik KB, mulai 2010 mengalami peningkatan status menjadi klinik KB

Tabel/Table 4.5.5  
**Jumlah Pencapaian Akseptor Baru**  
**Menurut Metode Kontrasepsi dan Kecamatan**  
**di Kabupaten Temanggung, 2020**

*Number of New Family Planning Akseptor by Contraception Method in 2020*

| Kecamatan /<br>District | I U D | Medis Pria<br>Vasektomi | Medis Wanita<br>Tubektomi | Implant<br>Implantation |
|-------------------------|-------|-------------------------|---------------------------|-------------------------|
| (1)                     | (2)   | (3)                     | (4)                       | (5)                     |
| 1. Parakan              | 130   | 0                       | 22                        | 313                     |
| 2. Kledung              | 62    | 0                       | 17                        | 149                     |
| 3. Bansari              | 64    | 0                       | 12                        | 101                     |
| 4. Bulu                 | 113   | 0                       | 14                        | 62                      |
| 5. Temanggung           | 136   | 0                       | 27                        | 235                     |
| 6. Tlogomulyo           | 41    | 0                       | 10                        | 81                      |
| 7. Tembarak             | 51    | 0                       | 6                         | 124                     |
| 8. Selopampang          | 44    | 0                       | 1                         | 118                     |
| 9. Kranggan             | 65    | 0                       | 11                        | 173                     |
| 10. Pringsurat          | 27    | 0                       | 13                        | 382                     |
| 11. Kaloran             | 48    | 0                       | 8                         | 379                     |
| 12. Kandangan           | 72    | 0                       | 9                         | 203                     |
| 13. Kedu                | 85    | 0                       | 11                        | 219                     |
| 14. Ngadirejo           | 85    | 0                       | 32                        | 114                     |
| 15. Jumo                | 54    | 0                       | 7                         | 153                     |
| 16. Gemawang            | 20    | 0                       | 14                        | 76                      |
| 17. Candiroto           | 95    | 0                       | 7                         | 46                      |
| 18. Bejen               | 47    | 0                       | 4                         | 114                     |
| 19. Tretep              | 36    | 0                       | 3                         | 72                      |
| 20. Wonoboyo            | 22    | 0                       | 3                         | 20                      |
| Sub Jumlah 2020         | 1 297 | 0                       | 231                       | 3 134                   |
| 2019                    | 1 593 | 0                       | 211                       | 2 905                   |
| 2018                    | 1 858 | 2                       | 255                       | 5 000                   |
| 2017                    | 2 146 | 6                       | 301                       | 6 103                   |
| 2016                    | 1 878 | 15                      | 397                       | 5 887                   |
| Luar Kabupaten          |       |                         |                           |                         |
| 2020                    | 84    | 0                       | 0                         | 0                       |
| 2019                    | 11    | 0                       | 440                       | 19                      |
| 2018                    | 125   | 0                       | 79                        | 24                      |
| 2017                    | 87    | 0                       | 62                        | 11                      |
| 2016                    | 65    | 0                       | 72                        | 12                      |

Sumber Data : Dinas PPPAPKB Kabupaten Temanggung

Source : *Empowerment and Chil Protection of Temanggung Regency*

Catatan: - Laporan Bulanan PB Domisili Di Kecamatan Ybs.

Source : *Empowerment and Chil Protection of Temanggung Regency*

Tabel/Table 4.5.5  
Lanjutan/ Continue

| Kecamatan / District | Suntik /<br>Syringe | P I L / Drugs<br>pills | Kondom /<br>Condom | O V | Jumlah / Total |
|----------------------|---------------------|------------------------|--------------------|-----|----------------|
| (1)                  | (2)                 | (3)                    | (4)                | (5) | (6)            |
| 1. Parakan           | 91                  | 1                      | 2                  | 0   | 559            |
| 2. Kledung           | 308                 | 1                      | 12                 | 0   | 549            |
| 3. Bansari           | 50                  | 0                      | 7                  | 0   | 234            |
| 4. Bulu              | 235                 | 9                      | 24                 | 0   | 457            |
| 5. Temanggung        | 413                 | 50                     | 100                | 0   | 961            |
| 6. Tlogomulyo        | 99                  | 5                      | 3                  | 0   | 239            |
| 7. Tembarak          | 152                 | 3                      | 24                 | 0   | 360            |
| 8. Selopampang       | 17                  | 6                      | 5                  | 0   | 191            |
| 9. Kranggan          | 108                 | 11                     | 52                 | 0   | 420            |
| 10. Pringsurat       | 143                 | 46                     | 38                 | 0   | 649            |
| 11. Kaloran          | 172                 | 1                      | 12                 | 0   | 620            |
| 12. Kandangan        | 140                 | 23                     | 15                 | 0   | 462            |
| 13. Kedu             | 52                  | 34                     | 30                 | 0   | 431            |
| 14. Ngadirejo        | 215                 | 2                      | 1                  | 0   | 449            |
| 15. Jumo             | 137                 | 21                     | 17                 | 0   | 389            |
| 16. Gemawang         | 151                 | 20                     | 4                  | 0   | 285            |
| 17. Candiroto        | 129                 | 15                     | 23                 | 0   | 315            |
| 18. Bejen            | 136                 | 4                      | 4                  | 0   | 309            |
| 19. Tretep           | 185                 | 53                     | 36                 | 0   | 385            |
| 20. Wonobojo         | 175                 | 1                      | 0                  | 0   | 221            |
| Jumlah 2020          | 3 108               | 306                    | 409                | 0   | 8 485          |
| 2019                 | 2 966               | 179                    | 219                | 0   | 8 073          |
| 2018                 | 3 730               | 366                    | 245                | 0   | 11 456         |
| 2017                 | 3 461               | 13                     | 312                | 0   | 8 881          |
| 2016                 | 4 518               | 670                    | 543                | 0   | 13 908         |
| Luar Kabupaten       |                     |                        |                    |     |                |
| Jumlah 2020          | 0                   | 0                      | 0                  | 0   | 0              |
| 2019                 | 12                  | 2                      | 0                  | 0   | 184            |
| 2018                 | 9                   | 0                      | 0                  | 0   | 237            |
| 2017                 | 27                  | 3 462                  | 0                  | 0   | 3 649          |
| 2016                 | 5                   | 1                      | 0                  | 0   | 155            |

Sumber Data : Dinas PPPAPKB Kabupaten Temanggung

Source : Empowerment and Chil Protection of Temanggung Regency

Catatan: - Laporan Bulanan PB Domisili Di Kecamatan Ybs.

Source : Empowerment and Chil Protection of Temanggung Regency

Tabel/Table 4.5.6

**Banyaknya Tenaga Lapangan Kerja****Dalam Operasional Gerakan Keluarga Berencana Nasional di Kabupaten Temanggung, 2020***Number of Family Planning Advisor for National Family Planning Program in Temanggung Regency, 2020*

| Kecamatan / District | Penyuluh KB / Family planning Counselor |                         |              |
|----------------------|-----------------------------------------|-------------------------|--------------|
|                      | Laki laki <i>Male</i>                   | Perempuan <i>Female</i> | Jumlah Total |
| (1)                  | (2)                                     | (3)                     | (4)          |
| 1. Parakan           | 0                                       | 2                       | 2            |
| 2. Kledung           | 2                                       | 0                       | 2            |
| 3. Bansari           | 2                                       | 0                       | 2            |
| 4. Bulu              | 0                                       | 2                       | 2            |
| 5. Temanggung        | 2                                       | 1                       | 3            |
| 6. Tlogomulyo        | 0                                       | 2                       | 2            |
| 7. Tembarak          | 0                                       | 2                       | 2            |
| 8. Selopampang       | 0                                       | 1                       | 1            |
| 9. Kranggan          | 0                                       | 2                       | 2            |
| 10. Pringsurat       | 1                                       | 1                       | 2            |
| 11. Kaloran          | 2                                       | 0                       | 2            |
| 12. Kandangan        | 0                                       | 2                       | 2            |
| 13. Kedu             | 0                                       | 1                       | 1            |
| 14. Ngadirejo        | 0                                       | 2                       | 2            |
| 15. Jumo             | 1                                       | 1                       | 2            |
| 16. Gemawang         | 1                                       | 1                       | 2            |
| 17. Candiroto        | 1                                       | 0                       | 1            |
| 18. Bejen            | 1                                       | 1                       | 2            |
| 19. Tretep           | 1                                       | 1                       | 2            |
| 20. Wonoboyo         | 1                                       | 1                       | 2            |
| Jumlah/ Total 2020   | 15                                      | 23                      | 38           |
| 2019                 | 16                                      | 26                      | 26           |
| 2018                 | 18                                      | 25                      | 25           |
| 2017                 | 14                                      | 31                      | 31           |
| 2016                 | 17                                      | 30                      | 30           |

Sumber Data : Dinas PPPAPKB Kabupaten Temanggung

Source : Empowerment and Child Protection of Temanggung Regency

Tabel / Table 4.5.7  
**Banyaknya Institusi Masyarakat (Paguyuban KB)  
 yang Mendukung Gerakan Keluarga Berencana Nasional  
 di Kabupaten Temanggung, 2020**  
*Number of Community Based Family Planning Association  
 for National Family Planing Program, 2020*

| Kecamatan /<br>District | PKW - RW | PKB - RT |
|-------------------------|----------|----------|
| (1)                     | (2)      | (3)      |
| 1. Parakan              | 84       | 362      |
| 2. Kledung              | 39       | 160      |
| 3. Bansari              | 47       | 188      |
| 4. Bulu                 | 96       | 302      |
| 5. Temanggung           | 139      | 614      |
| 6. Tlogomulyo           | 53       | 156      |
| 7. Tembarak             | 75       | 223      |
| 8. Selopampang          | 47       | 129      |
| 9. Kranggan             | 128      | 380      |
| 10. Pringsurat          | 121      | 364      |
| 11. Kaloran             | 117      | 417      |
| 12. Kandangan           | 112      | 374      |
| 13. Kedu                | 116      | 423      |
| 14. Ngadirejo           | 107      | 422      |
| 15. Jumo                | 60       | 273      |
| 16. Gemawang            | 62       | 313      |
| 17. Candiroto           | 82       | 274      |
| 18. Bejen               | 57       | 171      |
| 19. Tretep              | 31       | 138      |
| 20. Wonobooyo           | 58       | 205      |
| Jumlah/ Total 2020      | 1 631    | 5 888    |
| 2019                    | 1 624    | 5 874    |
| 2018                    | 1 614    | 5 882    |
| 2017                    | 1 614    | 5 882    |
| 2016                    | 1 608    | 5 882    |

Sumber Data : Dinas PPPAPPKB Kabupaten Temanggung

Source : *Empowerment and Child Protection of Temanggung Regency*

Tabel / Table 4.5.8

**Banyaknya Kelompok Kegiatan Bina - bina Keluarga dan  
Usaha Peningkatan Pendapatan Keluarga Sejahtera di Kabupaten Temanggung, 2020**  
*Group of Family Associatio Program for Household Income Raising in Temanggung Regency, 2020*

| Kecamatan<br><i>District</i> | Bina - Bina Keluarga |     |     | UPPKS |
|------------------------------|----------------------|-----|-----|-------|
|                              | BKB                  | BKR | BKL |       |
| (1)                          | (2)                  | (3) | (4) | (5)   |
| 1. Parakan                   | 4                    | 4   | 5   | 2     |
| 2. Kledung                   | 5                    | 3   | 5   | 4     |
| 3. Bansari                   | 7                    | 2   | 8   | 5     |
| 4. Bulu                      | 10                   | 7   | 10  | 8     |
| 5. Temanggung                | 14                   | 2   | 3   | 5     |
| 6. Tlogomulyo                | 14                   | 9   | 6   | 4     |
| 7. Tembarak                  | 10                   | 5   | 7   | 3     |
| 8. Selopampang               | 14                   | 3   | 13  | 3     |
| 9. Kranggan                  | 19                   | 14  | 11  | 7     |
| 10. Pringsurat               | 8                    | 6   | 9   | 9     |
| 11. Kaloran                  | 13                   | 7   | 9   | 8     |
| 12. Kandangan                | 12                   | 2   | 5   | 5     |
| 13. Kedu                     | 13                   | 6   | 8   | 3     |
| 14. Ngadirejo                | 9                    | 3   | 4   | 5     |
| 15. Jumo                     | 12                   | 3   | 5   | 2     |
| 16. Gemawang                 | 9                    | 1   | 6   | 3     |
| 17. Candiroto                | 6                    | 2   | 2   | 3     |
| 18. Bejen                    | 10                   | 5   | 8   | 6     |
| 19. Tretep                   | 11                   | 1   | 1   | 2     |
| 20. Wonobojo                 | 10                   | 4   | 3   | 2     |
| Jumlah/Total 2020            | 210                  | 89  | 128 | 89    |
| 2019                         | 223                  | 112 | 169 | 165   |
| 2018                         | 439                  | 165 | 277 | 594   |
| 2017                         | 439                  | 165 | 277 | 594   |
| 2016                         | 439                  | 165 | 277 | 594   |

Sumber Data : Dinas PPPAPPKB Kabupaten Temanggung

Source : *Empowerment and Child Protection of Temanggung Regency*

**Tabel/Table 4.6.1**  
**Banyaknya Pemeluk Agama**  
**Menurut Kecamatan di Kabupaten Temanggung, 2020**  
*Number of Worship by Region in Temanggung Regency, 2020*

| Kecamatan /<br>District | Pemeluk Agama / Religion Status |                                     |                                  |                  |                    |                     |
|-------------------------|---------------------------------|-------------------------------------|----------------------------------|------------------|--------------------|---------------------|
|                         | Islam /<br>Moslem               | Kristen<br>Protestan /<br>Chirstion | Kristen<br>Katolik /<br>Khatolic | Hindu /<br>Hindu | Budha /<br>Budhist | Lainnya /<br>Others |
| (1)                     | (2)                             | (3)                                 | (4)                              | (5)              | (6)                | (7)                 |
| 1. Parakan              | 50 638                          | 2 160                               | 637                              | 25               | 369                | 21                  |
| 2. Kledung              | 29 046                          | 424                                 | 52                               | 6                | 0                  | 0                   |
| 3. Bansari              | 24 553                          | 385                                 | 25                               | 0                | 30                 | 0                   |
| 4. Bulu                 | 47 594                          | 284                                 | 104                              | 0                | 105                | 8                   |
| 5. Temanggung           | 73 342                          | 4 417                               | 3 381                            | 85               | 218                | 5                   |
| 6. Tlogomulyo           | 22 650                          | 51                                  | 35                               | 2                | 76                 | 18                  |
| 7. Tembarak             | 32 630                          | 19                                  | 7                                | 2                | 0                  | 0                   |
| 8. Selopampang          | 20 062                          | 6                                   | 2                                | 0                | 0                  | 47                  |
| 9. Kranggan             | 46 218                          | 1 445                               | 211                              | 8                | 8                  | 7                   |
| 10. Pringsurat          | 51 676                          | 729                                 | 257                              | 0                | 380                | 11                  |
| 11. Kaloran             | 39 975                          | 2 085                               | 353                              | 10               | 5 715              | 143                 |
| 12. Kandangan           | 50 272                          | 1 004                               | 749                              | 2                | 0                  | 1                   |
| 13. Kedu                | 56 259                          | 207                                 | 179                              | 0                | 0                  | 73                  |
| 14. Ngadirejo           | 53 972                          | 754                                 | 502                              | 6                | 20                 | 0                   |
| 15. Jumo                | 30 467                          | 670                                 | 75                               | 0                | 1 392              | 1                   |
| 16. Gemawang            | 30 832                          | 674                                 | 38                               | 2                | 135                | 22                  |
| 17. Candiroto           | 32 452                          | 384                                 | 157                              | 3                | 342                | 2                   |
| 18. Bejen               | 21 222                          | 193                                 | 798                              | 29               | 301                | 3                   |
| 19. Tretep              | 22 177                          | 0                                   | 12                               | 9                | 0                  | 0                   |
| 20. Wonobojo            | 26 343                          | 54                                  | 336                              | 0                | 90                 | 3                   |
| Jumlah/Total 2020       | 762 380                         | 15 945                              | 7 910                            | 189              | 9 181              | 365                 |
| 2019                    | 755 305                         | 15 884                              | 7 845                            | 155              | 9 170              | 359                 |
| 2018                    | 751 724                         | 15 808                              | 7 860                            | 138              | 13 110             | 373                 |
| 2017                    | 745 811                         | 15 647                              | 7 740                            | 141              | 12 585             | 349                 |
| 2016                    | 733 163                         | 19 648                              | 14 499                           | 474              | 12 459             | 235                 |

Sumber Data : Kementerian Agama Kabupaten Temanggung  
Source : Ministry of Religious Affairs of Temanggung Regency

Tabel/Table 4.6.2  
 Banyaknya tempat Ibadah Menurut Jenis Tempat Ibadah  
 dan Kecamatan di Kabupaten Temanggung, 2020  
*Number of Worship Place in Temanggung Regency, 2020*

| Kecamatan / District | Langgar /<br>Mushola | Masjid /<br>Mosque | Gereja<br>Protestan /<br>Church | Gereja<br>Katholik /<br>Church | Kapel | Vihara /<br>Vihara | Cetia |
|----------------------|----------------------|--------------------|---------------------------------|--------------------------------|-------|--------------------|-------|
| (1)                  | (2)                  | (3)                | (4)                             | (5)                            | (6)   | (7)                | (8)   |
| 1. Parakan           | 117                  | 71                 | 8                               | 1                              | 0     | 3                  | 1     |
| 2. Kledung           | 67                   | 33                 | 3                               | 0                              | 0     | 0                  | 0     |
| 3. Bansari           | 48                   | 42                 | 2                               | 0                              | 0     | 2                  | 0     |
| 4. Bulu              | 126                  | 93                 | 0                               | 0                              | 0     | 3                  | 2     |
| 5. Temanggung        | 174                  | 149                | 17                              | 1                              | 0     | 2                  | 0     |
| 6. Tlogomulyo        | 24                   | 56                 | 0                               | 0                              | 1     | 1                  | 0     |
| 7. Tembarak          | 77                   | 80                 | 0                               | 0                              | 0     | 0                  | 0     |
| 8. Selopampang       | 48                   | 42                 | 0                               | 0                              | 0     | 0                  | 0     |
| 9. Kranggan          | 103                  | 128                | 9                               | 0                              | 1     | 0                  | 0     |
| 10. Pringsurat       | 197                  | 110                | 5                               | 0                              | 0     | 3                  | 0     |
| 11. Kaloran          | 131                  | 112                | 20                              | 0                              | 1     | 48                 | 0     |
| 12. Kandangan        | 127                  | 109                | 8                               | 0                              | 2     | 0                  | 0     |
| 13. Kedu             | 93                   | 124                | 3                               | 0                              | 1     | 0                  | 0     |
| 14. Ngadirejo        | 141                  | 87                 | 3                               | 0                              | 2     | 0                  | 1     |
| 15. Jumo             | 81                   | 62                 | 4                               | 0                              | 1     | 10                 | 0     |
| 16. Gemawang         | 102                  | 67                 | 4                               | 0                              | 1     | 1                  | 0     |
| 17. Candiroto        | 94                   | 76                 | 4                               | 0                              | 1     | 3                  | 1     |
| 18. Bejen            | 61                   | 47                 | 1                               | 0                              | 1     | 4                  | 0     |
| 19. Tretep           | 111                  | 35                 | 0                               | 0                              | 0     | 0                  | 0     |
| 20. Wonobojo         | 77                   | 64                 | 1                               | 0                              | 2     | 1                  | 0     |
| Jumlah/Total 2020    | 1 999                | 1 587              | 92                              | 2                              | 14    | 81                 | 5     |
| 2019                 | 1 991                | 1 583              | 87                              | 2                              | 14    | 81                 | 5     |
| 2018                 | 1 922                | 1 550              | 80                              | 4                              | 16    | 80                 | 7     |
| 2017                 | 1 918                | 1 548              | 80                              | 4                              | 16    | 80                 | 7     |
| 2016                 | 1 775                | 1 489              | 80                              | 4                              | 16    | 79                 | 7     |

Sumber Data : Kementerian Agama Kabupaten Temanggung  
 Source : Ministry of Religious Affairs of Temanggung Regency



**Tabel / Table 4.6.3.**

Jumlah Majelis Taklim, Muallim dan Jamaah Menurut Kecamatan  
di Kabupaten Temanggung, 2020

*Number of Islamic Boarding School by District Temanggung Regency, 2020*

| Kecamatan /<br>District | Jumlah / Total   |                    |                       |                  |                    |                       |                  |
|-------------------------|------------------|--------------------|-----------------------|------------------|--------------------|-----------------------|------------------|
|                         | Majlis<br>Taklim | Muallim            |                       |                  | Jamaah             |                       |                  |
|                         |                  | Laki-laki/<br>Male | Perempuan<br>/ Female | Jumlah/<br>Total | Laki-laki/<br>Male | Perempuan<br>/ Female | Jumlah/<br>Total |
| (1)                     | (2)              | (3)                | (4)                   | (5)              | (6)                | (7)                   | (8)              |
| 1. Parakan              | 261              | 551                | 111                   | 662              | 6 740              | 8 017                 | 14 757           |
| 2. Kledung              | 48               | 65                 | 23                    | 88               | 1 371              | 2 088                 | 3 459            |
| 3. Bansari              | 87               | 183                | 87                    | 270              | 1 860              | 1 950                 | 3 810            |
| 4. Bulu                 | 191              | 221                | 119                   | 340              | 5 641              | 6 995                 | 12 636           |
| 5. Temanggung           | 248              | 245                | 37                    | 282              | 5 769              | 7 301                 | 13 070           |
| 6. Tlogomulyo           | 56               | 88                 | 142                   | 230              | 1 107              | 1 317                 | 2 424            |
| 7. Tembarak             | 88               | 75                 | 25                    | 100              | 1 013              | 1 209                 | 2 222            |
| 8. Selopampang          | 78               | 159                | 27                    | 186              | 2 200              | 2 981                 | 5 181            |
| 9. Kranggan             | 95               | 147                | 55                    | 202              | 1 769              | 2 331                 | 4 100            |
| 10. Pringsurat          | 241              | 151                | 28                    | 179              | 2 799              | 3 537                 | 6 336            |
| 11. Kaloran             | 116              | 110                | 25                    | 135              | 10 619             | 8 285                 | 18 904           |
| 12. Kandangan           | 108              | 121                | 20                    | 141              | 3 281              | 4 237                 | 7 518            |
| 13. Kedu                | 94               | 85                 | 10                    | 95               | 1 050              | 1 625                 | 2 675            |
| 14. Ngadirejo           | 185              | 160                | 50                    | 210              | 4 465              | 4 294                 | 8 759            |
| 15. Jumo                | 79               | 134                | 190                   | 324              | 2 359              | 2 622                 | 4 981            |
| 16. Gemawang            | 65               | 311                | 47                    | 358              | 3 689              | 3 975                 | 7 664            |
| 17. Candiroto           | 205              | 167                | 68                    | 235              | 3 293              | 3 823                 | 7 116            |
| 18. Bejen               | 65               | 101                | 20                    | 121              | 1 197              | 1 726                 | 2 923            |
| 19. Tretep              | 77               | 270                | 127                   | 397              | 2 080              | 3 211                 | 5 291            |
| 20. Wonobojo            | 89               | 55                 | 23                    | 78               | 3 472              | 3 201                 | 6 673            |
| Jumlah/Total 2020       | 2 476            | 3 399              | 1 234                 | 4 633            | 65 774             | 74 725                | 140 499          |
| 2019                    | 2 456            | 3 336              | 1 164                 | 4 500            | 67 232             | 75 506                | 142 738          |
| 2018                    | 2 474            | 3 336              | 1 164                 | 4 500            | 67 232             | 75 506                | 142 738          |
| 2017                    | 2 124            | 3 098              | 1 073                 | 4 171            | 64 158             | 71 722                | 135 880          |
| 2016                    | 1 856            | 2 487              | 720                   | 3 207            | 52 636             | 56 071                | 108 707          |

Sumber Data : Kementerian Agama Kabupaten Temanggung

Source : Ministry of Religious Affairs of Temanggung Regency

Tabel/Table 4.6.4  
 Banyaknya Nikah, Talak, Rujuk dan Cerai  
 Menurut Kecamatan di Kabupaten Temanggung, 2020  
*Marriage Status by District in Temanggung Regency, 2020*

| Kecamatan /<br>District | N I K A H / Marriage | T A L A K / Divorce | R U J U K /<br>Remarriage | C E R A I /<br>Final Divorce |
|-------------------------|----------------------|---------------------|---------------------------|------------------------------|
| (1)                     | (2)                  | (3)                 | (4)                       | (5)                          |
| 1. Parakan              | 368                  | 37                  | 0                         | 89                           |
| 2. Kledung              | 177                  | 12                  | 0                         | 24                           |
| 3. Bansari              | 163                  | 14                  | 1                         | 22                           |
| 4. Bulu                 | 324                  | 19                  | 0                         | 55                           |
| 5. Temanggung           | 598                  | 27                  | 0                         | 99                           |
| 6. Tlogomulyo           | 141                  | 16                  | 0                         | 34                           |
| 7. Tembarak             | 196                  | 11                  | 0                         | 48                           |
| 8. Selopampang          | 142                  | 6                   | 0                         | 24                           |
| 9. Kranggan             | 345                  | 22                  | 0                         | 58                           |
| 10. Pringsurat          | 364                  | 22                  | 0                         | 76                           |
| 11. Kaloran             | 276                  | 16                  | 0                         | 63                           |
| 12. Kandangan           | 372                  | 22                  | 0                         | 67                           |
| 13. Kedu                | 415                  | 23                  | 0                         | 89                           |
| 14. Ngadirejo           | 372                  | 29                  | 0                         | 52                           |
| 15. Jumo                | 165                  | 22                  | 0                         | 27                           |
| 16. Gemawang            | 242                  | 19                  | 0                         | 44                           |
| 17. Candiroto           | 222                  | 14                  | 0                         | 38                           |
| 18. Bejen               | 156                  | 9                   | 0                         | 32                           |
| 19. Tretep              | 164                  | 4                   | 0                         | 23                           |
| 20. Wonobojo            | 191                  | 12                  | 0                         | 37                           |
| Jumlah/Total 2020       | 5 393                | 356                 | 1                         | 1 001                        |
| 2019                    | 6 056                | 379                 | 1                         | 1 032                        |
| 2018                    | 6 216                | 217                 | 1                         | 709                          |
| 2017                    | 5 587                | 156                 | 2                         | 447                          |
| 2016                    | 5 393                | 0                   | 3                         | 0                            |

Sumber Data : Kementerian Agama Kabupaten Temanggung  
 Source : Ministry of Religious Affairs of Temanggung Regency

Tabel/Table 4.6.5  
 Banyaknya Jama'ah Haji Menurut Kecamatan  
 dan Jenis Kelamin di Kabupaten Temanggung, 2020  
*Number of Pilgrimage by Gender in Temanggung Regency, 2020*

| Kecamatan /<br>District | Jenis Kelamin / Gender |                    | Jumlah / Total |
|-------------------------|------------------------|--------------------|----------------|
|                         | Laki laki / Male       | Perempuan / Female |                |
| (1)                     | (2)                    | (3)                | (4)            |
| 1. Parakan              | 0                      | 0                  | 0              |
| 2. Kledung              | 0                      | 0                  | 0              |
| 3. Bansari              | 0                      | 0                  | 0              |
| 4. Bulu                 | 0                      | 0                  | 0              |
| 5. Temanggung           | 0                      | 0                  | 0              |
| 6. Tlogomulyo           | 0                      | 0                  | 0              |
| 7. Tembarak             | 0                      | 0                  | 0              |
| 8. Selopampang          | 0                      | 0                  | 0              |
| 9. Kranggan             | 0                      | 0                  | 0              |
| 10. Pringsurat          | 0                      | 0                  | 0              |
| 11. Kaloran             | 0                      | 0                  | 0              |
| 12. Kandangan           | 0                      | 0                  | 0              |
| 13. Kedu                | 0                      | 0                  | 0              |
| 14. Ngadirejo           | 0                      | 0                  | 0              |
| 15. Jumo                | 0                      | 0                  | 0              |
| 16. Gemawang            | 0                      | 0                  | 0              |
| 17. Candiroto           | 0                      | 0                  | 0              |
| 18. Bejen               | 0                      | 0                  | 0              |
| 19. Tretep              | 0                      | 0                  | 0              |
| 20. Wonoboyo            | 0                      | 0                  | 0              |
| Jumlah/Total 2020       | 0                      | 0                  | 0              |
| 2019                    | 877                    | 920                | 1 797          |
| 2018                    | 579                    | 589                | 1 168          |
| 2017                    | 253                    | 266                | 519            |
| 2016                    | 269                    | 310                | 579            |

Sumber Data : Kementerian Agama Kabupaten Temanggung  
 Source : Ministry of Religious Affairs of Temanggung Regency

**Tabel/Table 4.6.6**  
**Banyaknya Jama'ah Haji Menurut Kecamatan dan**  
**Jenjang Pendidikan di Kabupaten Temanggung, 2020**  
*Number of Pilgrimage by Education in Temanggung Regency, 2020*

| Kecamatan /<br>District | Tidak/Belum Tamat SD/<br>Not School |      |              | Tamat SD /<br>Elementary School |      |              | Tamat SLTP /<br>Junior High School |      |              |
|-------------------------|-------------------------------------|------|--------------|---------------------------------|------|--------------|------------------------------------|------|--------------|
|                         | Lk/M                                | Pr/F | Jml<br>Total | Lk/M                            | Pr/F | Jml<br>Total | Lk/M                               | Pr/F | Jml<br>Total |
| (1)                     | (2)                                 | (3)  | (4)          | (5)                             | (6)  | (7)          | (8)                                | (9)  | (10)         |
| 1. Parakan              | 0                                   | 0    | 0            | 0                               | 0    | 0            | 0                                  | 0    | 0            |
| 2. Kledung              | 0                                   | 0    | 0            | 0                               | 0    | 0            | 0                                  | 0    | 0            |
| 3. Bansari              | 0                                   | 0    | 0            | 0                               | 0    | 0            | 0                                  | 0    | 0            |
| 4. Bulu                 | 0                                   | 0    | 0            | 0                               | 0    | 0            | 0                                  | 0    | 0            |
| 5. Temanggung           | 0                                   | 0    | 0            | 0                               | 0    | 0            | 0                                  | 0    | 0            |
| 6. Tlogomulyo           | 0                                   | 0    | 0            | 0                               | 0    | 0            | 0                                  | 0    | 0            |
| 7. Tembarak             | 0                                   | 0    | 0            | 0                               | 0    | 0            | 0                                  | 0    | 0            |
| 8. Selopampang          | 0                                   | 0    | 0            | 0                               | 0    | 0            | 0                                  | 0    | 0            |
| 9. Kranggan             | 0                                   | 0    | 0            | 0                               | 0    | 0            | 0                                  | 0    | 0            |
| 10. Pringsurat          | 0                                   | 0    | 0            | 0                               | 0    | 0            | 0                                  | 0    | 0            |
| 11. Kaloran             | 0                                   | 0    | 0            | 0                               | 0    | 0            | 0                                  | 0    | 0            |
| 12. Kandangan           | 0                                   | 0    | 0            | 0                               | 0    | 0            | 0                                  | 0    | 0            |
| 13. Kedu                | 0                                   | 0    | 0            | 0                               | 0    | 0            | 0                                  | 0    | 0            |
| 14. Ngadirejo           | 0                                   | 0    | 0            | 0                               | 0    | 0            | 0                                  | 0    | 0            |
| 15. Jumo                | 0                                   | 0    | 0            | 0                               | 0    | 0            | 0                                  | 0    | 0            |
| 16. Gemawang            | 0                                   | 0    | 0            | 0                               | 0    | 0            | 0                                  | 0    | 0            |
| 17. Candiroto           | 0                                   | 0    | 0            | 0                               | 0    | 0            | 0                                  | 0    | 0            |
| 18. Bejen               | 0                                   | 0    | 0            | 0                               | 0    | 0            | 0                                  | 0    | 0            |
| 19. Tretep              | 0                                   | 0    | 0            | 0                               | 0    | 0            | 0                                  | 0    | 0            |
| 20. Wonoboyo            | 0                                   | 0    | 0            | 0                               | 0    | 0            | 0                                  | 0    | 0            |
| Jumlah/Total 2020       | 0                                   | 0    | 0            | 0                               | 0    | 0            | 0                                  | 0    | 0            |
| 2019                    | 46                                  | 41   | 87           | 492                             | 564  | 1 056        | 107                                | 103  | 210          |
| 2018                    | 46                                  | 41   | 87           | 245                             | 259  | 504          | 92                                 | 86   | 178          |
| 2017                    | 81                                  | 70   | 151          | 144                             | 144  | 289          | 14                                 | 14   | 32           |
| 2016                    | 162                                 | 140  | 302          | 87                              | 87   | 195          | 24                                 | 24   | 63           |

Sumber Data : Kementerian Agama Kabupaten Temanggung

Source : Ministry of Religious Affairs of Temanggung Regency

Tabel/Table 4.6.6  
Lanjutan / Continue

| Kecamatan /<br>District | Tamat SLTA <i>High School</i> |      |                     | Tamat Perguruan Tinggi/<br><i>University</i> |      |                     | Jumlah <i>Total</i> |      |                     |
|-------------------------|-------------------------------|------|---------------------|----------------------------------------------|------|---------------------|---------------------|------|---------------------|
|                         | Lk/M                          | Pr/F | Jml<br><i>Total</i> | Lk/M                                         | Pr/F | Jml<br><i>Total</i> | Lk/M                | Pr/F | Jml<br><i>Total</i> |
| (1)                     | (2)                           | (3)  | (4)                 | (5)                                          | (6)  | (7)                 | (8)                 | (9)  | (10)                |
| 1. Parakan              | 0                             | 0    | 0                   | 0                                            | 0    | 0                   | 0                   | 0    | 0                   |
| 2. Kledung              | 0                             | 0    | 0                   | 0                                            | 0    | 0                   | 0                   | 0    | 0                   |
| 3. Bansari              | 0                             | 0    | 0                   | 0                                            | 0    | 0                   | 0                   | 0    | 0                   |
| 4. Bulu                 | 0                             | 0    | 0                   | 0                                            | 0    | 0                   | 0                   | 0    | 0                   |
| 5. Temanggung           | 0                             | 0    | 0                   | 0                                            | 0    | 0                   | 0                   | 0    | 0                   |
| 6. Tlogomulyo           | 0                             | 0    | 0                   | 0                                            | 0    | 0                   | 0                   | 0    | 0                   |
| 7. Tembarak             | 0                             | 0    | 0                   | 0                                            | 0    | 0                   | 0                   | 0    | 0                   |
| 8. Selopampang          | 0                             | 0    | 0                   | 0                                            | 0    | 0                   | 0                   | 0    | 0                   |
| 9. Kranggan             | 0                             | 0    | 0                   | 0                                            | 0    | 0                   | 0                   | 0    | 0                   |
| 10. Pringsurat          | 0                             | 0    | 0                   | 0                                            | 0    | 0                   | 0                   | 0    | 0                   |
| 11. Kaloran             | 0                             | 0    | 0                   | 0                                            | 0    | 0                   | 0                   | 0    | 0                   |
| 12. Kandangan           | 0                             | 0    | 0                   | 0                                            | 0    | 0                   | 0                   | 0    | 0                   |
| 13. Kedu                | 0                             | 0    | 0                   | 0                                            | 0    | 0                   | 0                   | 0    | 0                   |
| 14. Ngadirejo           | 0                             | 0    | 0                   | 0                                            | 0    | 0                   | 0                   | 0    | 0                   |
| 15. Jumo                | 0                             | 0    | 0                   | 0                                            | 0    | 0                   | 0                   | 0    | 0                   |
| 16. Gemawang            | 0                             | 0    | 0                   | 0                                            | 0    | 0                   | 0                   | 0    | 0                   |
| 17. Candiroto           | 0                             | 0    | 0                   | 0                                            | 0    | 0                   | 0                   | 0    | 0                   |
| 18. Bejen               | 0                             | 0    | 0                   | 0                                            | 0    | 0                   | 0                   | 0    | 0                   |
| 19. Tretep              | 0                             | 0    | 0                   | 0                                            | 0    | 0                   | 0                   | 0    | 0                   |
| 20. Wonoboyo            | 0                             | 0    | 0                   | 0                                            | 0    | 0                   | 0                   | 0    | 0                   |
| Jumlah/Total 2020       | 0                             | 0    | 0                   | 0                                            | 0    | 0                   | 0                   | 0    | 0                   |
| 2019                    | 144                           | 122  | 266                 | 134                                          | 131  | 265                 | 877                 | 920  | 1797                |
| 2018                    | 99                            | 83   | 182                 | 103                                          | 117  | 220                 | 580                 | 588  | 1168                |
| 2017                    | 68                            | 86   | 154                 | 27                                           | 27   | 44                  | 253                 | 266  | 519                 |
| 2016                    | 55                            | 65   | 120                 | 103                                          | 103  | 201                 | 269                 | 310  | 579                 |

Sumber Data : Kementerian Agama Kabupaten Temanggung

Source : Ministry of Religious Affairs of Temanggung Regency

Tabel/Table 4.6.7

**Banyaknya Jama'ah Haji Menurut Kecamatan dan  
Kelompok Umur di Kabupaten Temanggung, 2020**

*The Number of Pilgrims According to Districts and Age Groups in Temanggung Regency, 2020*

| Kecamatan / District | Kelompok Umur (Tahun)/ Age Groups (Year) |      |               |       |      |               |       |      |               |
|----------------------|------------------------------------------|------|---------------|-------|------|---------------|-------|------|---------------|
|                      | < 20                                     |      |               | 20-30 |      |               | 31-40 |      |               |
|                      | Lk/M                                     | Pr/F | Jml<br>/Total | Lk/M  | Pr/F | Jml<br>/Total | Lk/M  | Pr/F | Jml<br>/Total |
| (1)                  | (2)                                      | (3)  | (4)           | (5)   | (6)  | (7)           | (8)   | (9)  | (10)          |
| 1. Parakan           | 0                                        | 0    | 0             | 0     | 0    | 0             | 0     | 0    | 0             |
| 2. Kledung           | 0                                        | 0    | 0             | 0     | 0    | 0             | 0     | 0    | 0             |
| 3. Bansari           | 0                                        | 0    | 0             | 0     | 0    | 0             | 0     | 0    | 0             |
| 4. Bulu              | 0                                        | 0    | 0             | 0     | 0    | 0             | 0     | 0    | 0             |
| 5. Temanggung        | 0                                        | 0    | 0             | 0     | 0    | 0             | 0     | 0    | 0             |
| 6. Tlogomulyo        | 0                                        | 0    | 0             | 0     | 0    | 0             | 0     | 0    | 0             |
| 7. Tembarak          | 0                                        | 0    | 0             | 0     | 0    | 0             | 0     | 0    | 0             |
| 8. Selopampang       | 0                                        | 0    | 0             | 0     | 0    | 0             | 0     | 0    | 0             |
| 9. Kranggan          | 0                                        | 0    | 0             | 0     | 0    | 0             | 0     | 0    | 0             |
| 10. Pringsurat       | 0                                        | 0    | 0             | 0     | 0    | 0             | 0     | 0    | 0             |
| 11. Kaloran          | 0                                        | 0    | 0             | 0     | 0    | 0             | 0     | 0    | 0             |
| 12. Kandangan        | 0                                        | 0    | 0             | 0     | 0    | 0             | 0     | 0    | 0             |
| 13. Kedu             | 0                                        | 0    | 0             | 0     | 0    | 0             | 0     | 0    | 0             |
| 14. Ngadirejo        | 0                                        | 0    | 0             | 0     | 0    | 0             | 0     | 0    | 0             |
| 15. Jumo             | 0                                        | 0    | 0             | 0     | 0    | 0             | 0     | 0    | 0             |
| 16. Gemawang         | 0                                        | 0    | 0             | 0     | 0    | 0             | 0     | 0    | 0             |
| 17. Candiroto        | 0                                        | 0    | 0             | 0     | 0    | 0             | 0     | 0    | 0             |
| 18. Bejen            | 0                                        | 0    | 0             | 0     | 0    | 0             | 0     | 0    | 0             |
| 19. Tretep           | 0                                        | 0    | 0             | 0     | 0    | 0             | 0     | 0    | 0             |
| 20. Wonoboyo         | 0                                        | 0    | 0             | 0     | 0    | 0             | 0     | 0    | 0             |
| Jumlah/Total 2020    | 0                                        | 0    | 0             | 0     | 0    | 0             | 0     | 0    | 0             |
| 2019                 | 0                                        | 0    | 0             | 6     | 10   | 16            | 40    | 70   | 110           |
| 2018                 | 0                                        | 0    | 0             | 2     | 10   | 12            | 71    | 88   | 159           |
| 2017                 | 0                                        | 0    | 0             | 11    | 10   | 21            | 48    | 46   | 94            |
| 2016                 | 0                                        | 0    | 0             | 5     | 3    | 8             | 22    | 18   | 40            |

Sumber Data : Kementerian Agama Kabupaten Temanggung

Source : Ministry of Religious Affairs of Temanggung Regency

Tabel / Table 4.6.7  
Lanjutan/ Continue

| Kecamatan District | Kelompok Umur (Tahun)/ Age Groups (Year) |      |           |      |      |           | Jumlah Total |      |           |
|--------------------|------------------------------------------|------|-----------|------|------|-----------|--------------|------|-----------|
|                    | 41 - 50                                  |      |           | 50+  |      |           | Lk/M         | Pr/F | Jml Total |
|                    | Lk/M                                     | Pr/F | Jml Total | Lk/M | Pr/F | Jml Total |              |      |           |
| (1)                | (11)                                     | (12) | (13)      | (14) | (15) | (16)      | (17)         | (18) | (19)      |
| 1. Parakan         | 0                                        | 0    | 0         | 0    | 0    | 0         | 0            | 0    | 0         |
| 2. Kledung         | 0                                        | 0    | 0         | 0    | 0    | 0         | 0            | 0    | 0         |
| 3. Bansari         | 0                                        | 0    | 0         | 0    | 0    | 0         | 0            | 0    | 0         |
| 4. Bulu            | 0                                        | 0    | 0         | 0    | 0    | 0         | 0            | 0    | 0         |
| 5. Temanggung      | 0                                        | 0    | 0         | 0    | 0    | 0         | 0            | 0    | 0         |
| 6. Tlogomulyo      | 0                                        | 0    | 0         | 0    | 0    | 0         | 0            | 0    | 0         |
| 7. Tembarak        | 0                                        | 0    | 0         | 0    | 0    | 0         | 0            | 0    | 0         |
| 8. Selopampang     | 0                                        | 0    | 0         | 0    | 0    | 0         | 0            | 0    | 0         |
| 9. Kranggan        | 0                                        | 0    | 0         | 0    | 0    | 0         | 0            | 0    | 0         |
| 10. Pringsurat     | 0                                        | 0    | 0         | 0    | 0    | 0         | 0            | 0    | 0         |
| 11. Kaloran        | 0                                        | 0    | 0         | 0    | 0    | 0         | 0            | 0    | 0         |
| 12. Kandangan      | 0                                        | 0    | 0         | 0    | 0    | 0         | 0            | 0    | 0         |
| 13. Kedu           | 0                                        | 0    | 0         | 0    | 0    | 0         | 0            | 0    | 0         |
| 14. Ngadirejo      | 0                                        | 0    | 0         | 0    | 0    | 0         | 0            | 0    | 0         |
| 15. Jumo           | 0                                        | 0    | 0         | 0    | 0    | 0         | 0            | 0    | 0         |
| 16. Gemawang       | 0                                        | 0    | 0         | 0    | 0    | 0         | 0            | 0    | 0         |
| 17. Candiroto      | 0                                        | 0    | 0         | 0    | 0    | 0         | 0            | 0    | 0         |
| 18. Bejen          | 0                                        | 0    | 0         | 0    | 0    | 0         | 0            | 0    | 0         |
| 19. Tretep         | 0                                        | 0    | 0         | 0    | 0    | 0         | 0            | 0    | 0         |
| 20. Wonoboyo       | 0                                        | 0    | 0         | 0    | 0    | 0         | 0            | 0    | 0         |
| Jumlah/Total 2020  | 0                                        | 0    | 0         | 0    | 0    | 0         | 0            | 0    | 0         |
| 2019               | 215                                      | 228  | 443       | 616  | 612  | 1228      | 877          | 920  | 1797      |
| 2018               | 123                                      | 112  | 235       | 384  | 378  | 762       | 580          | 588  | 1168      |
| 2017               | 98                                       | 100  | 198       | 96   | 110  | 206       | 253          | 266  | 519       |
| 2016               | 73                                       | 59   | 132       | 170  | 229  | 399       | 270          | 309  | 579       |

Sumber Data : Kementerian Agama Kabupaten Temanggung

Keterangan : \*) revisi data sebelumnya

Source : Ministry of Religious Affairs of Temanggung Regency

Note : \*) Revision of Prefious Data

Tabel/Table 4.6.8

**Banyaknya Sekolah dan Murid SD Madrasah Ibtidayah**  
**Dirinci Menurut kecamatan di Kabupaten Temanggung Tahun Pelajaran 2020/2021**  
*Number of Islamic Elementary Student in Temanggung Regency, 2020/2021*

| Kecamatan/ District | Negeri/State                 |               |      |                | Swasta/Private               |               |       |                |
|---------------------|------------------------------|---------------|------|----------------|------------------------------|---------------|-------|----------------|
|                     | MI /<br>Elementary<br>School | Murid Student |      |                | MI /<br>Elementary<br>School | Murid Student |       |                |
|                     |                              | Lk/M          | Pr/F | Jml /<br>Total |                              | Lk/M          | Pr/F  | Jml /<br>Total |
| (1)                 | (2)                          | (3)           | (4)  | (5)            | (6)                          | (7)           | (8)   | (9)            |
| 1. Parakan          | 1                            | 240           | 254  | 494            | 9                            | 716           | 734   | 1 450          |
| 2. Kledung          | 0                            | 0             | 0    | 0              | 2                            | 228           | 194   | 422            |
| 3. Bansari          | 0                            | 0             | 0    | 0              | 3                            | 407           | 419   | 826            |
| 4. Bulu             | 0                            | 0             | 0    | 0              | 8                            | 544           | 475   | 1 019          |
| 5. Temanggung       | 1                            | 273           | 320  | 593            | 2                            | 133           | 98    | 231            |
| 6. Tlogomulyo       | 0                            | 0             | 0    | 0              | 2                            | 115           | 89    | 204            |
| 7. Tembarak         | 0                            | 0             | 0    | 0              | 8                            | 1 069         | 959   | 2 028          |
| 8. Selopampang      | 0                            | 0             | 0    | 0              | 3                            | 239           | 212   | 451            |
| 9. Kranggan         | 0                            | 0             | 0    | 0              | 6                            | 394           | 364   | 758            |
| 10. Pringsurat      | 0                            | 0             | 0    | 0              | 15                           | 947           | 908   | 1 855          |
| 11. Kaloran         | 0                            | 0             | 0    | 0              | 12                           | 612           | 559   | 1 171          |
| 12. Kandangan       | 0                            | 0             | 0    | 0              | 19                           | 1 285         | 1 105 | 2 390          |
| 13. Kedu            | 0                            | 0             | 0    | 0              | 12                           | 993           | 894   | 1 887          |
| 14. Ngadirejo       | 0                            | 0             | 0    | 0              | 6                            | 345           | 291   | 636            |
| 15. Jumo            | 0                            | 0             | 0    | 0              | 6                            | 462           | 389   | 851            |
| 16. Gemawang        | 0                            | 0             | 0    | 0              | 6                            | 408           | 408   | 816            |
| 17. Candiroto       | 0                            | 0             | 0    | 0              | 9                            | 372           | 308   | 680            |
| 18. Bejen           | 0                            | 0             | 0    | 0              | 5                            | 211           | 150   | 361            |
| 19. Tretjep         | 0                            | 0             | 0    | 0              | 5                            | 375           | 297   | 672            |
| 20. Wonobojo        | 0                            | 0             | 0    | 0              | 6                            | 247           | 205   | 452            |
| Jumlah/Total 2020   | 2                            | 513           | 574  | 1 087          | 144                          | 10 102        | 9 058 | 19 160         |
| 2019                | 2                            | 507           | 529  | 1 036          | 144                          | 9 418         | 8 528 | 17 946         |
| 2018                | 2                            | 489           | 502  | 991            | 144                          | 9 730         | 8 771 | 18 501         |
| 2017                | 2                            | 467           | 467  | 934            | 143                          | 9 367         | 8 281 | 17 648         |
| 2016                | 2                            | 447           | 440  | 887            | 143                          | 8 980         | 7 829 | 16 779         |

Sumber Data : Kementerian Agama Kabupaten Temanggung

Source : Ministry of Religious Affairs of Temanggung Regency



Tabel/table 4.6.9

**Banyaknya Guru Madrasah ibtidaiyah****Menurut Kecamatan di Kabupaten Temanggung Tahun Ajaran 2020/2021***Number of Islamic Elementary School Teacher in Temanggung Regency, 2020/2021*

| Kecamatan /<br>District  | MI Negeri / State |           |               |             |          |                | MI Swasta / Private |           |               |                   |            |               |
|--------------------------|-------------------|-----------|---------------|-------------|----------|----------------|---------------------|-----------|---------------|-------------------|------------|---------------|
|                          | PNS/Gov           |           |               | Non PNS/Gov |          |                | PNS/Gov             |           |               | Non - PNS/Non Gov |            |               |
|                          | Lk/M              | Pr/F      | Jml/<br>Total | Lk/M        | Pr/F     | Jml /<br>Total | Lk/M                | Pr/F      | Jml/<br>Total | Lk/M              | Pr/F       | Jml/<br>Total |
| (1)                      | (2)               | (3)       | (4)           | (5)         | (6)      | (7)            | (8)                 | (9)       | (10)          | (11)              | (12)       | (13)          |
| 1. Parakan               | 6                 | 10        | 16            | 4           | 4        | 8              | 4                   | 7         | 11            | 22                | 55         | 77            |
| 2. Kledung               | 0                 | 0         | 0             | 0           | 0        | 0              | 0                   | 1         | 1             | 7                 | 11         | 18            |
| 3. Bansari               | 0                 | 0         | 0             | 0           | 0        | 0              | 0                   | 3         | 3             | 6                 | 20         | 26            |
| 4. Bulu                  | 0                 | 0         | 0             | 0           | 0        | 0              | 2                   | 2         | 4             | 24                | 42         | 66            |
| 5. Temanggung            | 6                 | 13        | 19            | 3           | 5        | 8              | 0                   | 1         | 1             | 4                 | 12         | 16            |
| 6. Tlogomulyo            | 0                 | 0         | 0             | 0           | 0        | 0              | 0                   | 1         | 1             | 2                 | 5          | 7             |
| 7. Tembarak              | 0                 | 0         | 0             | 0           | 0        | 0              | 4                   | 8         | 12            | 28                | 51         | 79            |
| 8. Selopampang           | 0                 | 0         | 0             | 0           | 0        | 0              | 1                   | 0         | 0             | 6                 | 15         | 21            |
| 9. Kranggan              | 0                 | 0         | 0             | 0           | 0        | 0              | 1                   | 0         | 1             | 7                 | 28         | 35            |
| 10. Pringsurat           | 0                 | 0         | 0             | 0           | 0        | 0              | 4                   | 10        | 14            | 30                | 71         | 101           |
| 11. Kaloran              | 0                 | 0         | 0             | 0           | 0        | 0              | 3                   | 4         | 7             | 37                | 51         | 88            |
| 12. Kandangan            | 0                 | 0         | 0             | 0           | 0        | 0              | 4                   | 13        | 17            | 42                | 102        | 144           |
| 13. Kedu                 | 0                 | 0         | 0             | 0           | 0        | 0              | 8                   | 4         | 12            | 35                | 68         | 103           |
| 14. Ngadirejo            | 0                 | 0         | 0             | 0           | 0        | 0              | 1                   | 3         | 4             | 7                 | 27         | 34            |
| 15. Jumo                 | 0                 | 0         | 0             | 0           | 0        | 0              | 2                   | 2         | 4             | 21                | 28         | 49            |
| 16. Gemawang             | 0                 | 0         | 0             | 0           | 0        | 0              | 0                   | 1         | 1             | 11                | 27         | 38            |
| 17. Candiroto            | 0                 | 0         | 0             | 0           | 0        | 0              | 2                   | 3         | 5             | 18                | 41         | 59            |
| 18. Bejen                | 0                 | 0         | 0             | 0           | 0        | 0              | 0                   | 0         | 0             | 10                | 19         | 29            |
| 19. Tretep               | 0                 | 0         | 0             | 0           | 0        | 0              | 2                   | 0         | 2             | 14                | 21         | 35            |
| 20. Wonobojo             | 0                 | 0         | 0             | 0           | 0        | 0              | 1                   | 0         | 1             | 14                | 25         | 39            |
| <b>Jumlah/Total 2020</b> | <b>12</b>         | <b>23</b> | <b>35</b>     | <b>7</b>    | <b>9</b> | <b>16</b>      | <b>39</b>           | <b>63</b> | <b>102</b>    | <b>345</b>        | <b>719</b> | <b>1064</b>   |
| 2019                     | 12                | 21        | 33            | 11          | 10       | 21             | 35                  | 62        | 97            | 378               | 775        | 1153          |
| 2018                     | 11                | 15        | 26            | 7           | 8        | 15             | 42                  | 67        | 109           | 400               | 784        | 1184          |
| 2017                     | 12                | 14        | 26            | 7           | 9        | 16             | 46                  | 75        | 121           | 390               | 613        | 1103          |
| 2016                     | 10                | 13        | 23            | 11          | 9        | 20             | 48                  | 78        | 126           | 415               | 734        | 1149          |

Sumber Data : Kementerian Agama Kabupaten Temanggung

Source : Ministry of Religious Affairs of Temanggung Regency

Tabel/Table 4.6.9  
Lanjutan /Continue

| Kecamatan /<br>District | Jumlah/Total |      |           |                   |      |           |
|-------------------------|--------------|------|-----------|-------------------|------|-----------|
|                         | PNS/Gov      |      |           | Non - PNS/Non Gov |      |           |
|                         | Lk/M         | Pr/F | Jmh/Total | Lk/M              | Pr/F | Jml/Total |
| (1)                     | (14)         | (15) | (16)      | (17)              | (18) | (19)      |
| 1. Parakan              | 10           | 17   | 27        | 26                | 59   | 85        |
| 2. Kledung              | 0            | 1    | 1         | 7                 | 11   | 18        |
| 3. Bansari              | 0            | 3    | 3         | 6                 | 20   | 26        |
| 4. Bulu                 | 2            | 2    | 4         | 24                | 42   | 66        |
| 5. Temanggung           | 6            | 14   | 20        | 7                 | 17   | 24        |
| 6. Tlogomulyo           | 0            | 1    | 1         | 2                 | 5    | 7         |
| 7. Tembarak             | 4            | 8    | 12        | 28                | 51   | 79        |
| 8. Selopampang          | 1            | 0    | 1         | 6                 | 15   | 21        |
| 9. Kranggan             | 1            | 0    | 1         | 7                 | 28   | 35        |
| 10. Pringsurat          | 4            | 10   | 14        | 30                | 71   | 101       |
| 11. Kaloran             | 3            | 4    | 7         | 37                | 51   | 88        |
| 12. Kandangan           | 4            | 13   | 17        | 42                | 102  | 144       |
| 13. Kedu                | 8            | 4    | 12        | 35                | 68   | 103       |
| 14. Ngadirejo           | 1            | 3    | 4         | 7                 | 27   | 34        |
| 15. Jumo                | 2            | 2    | 4         | 21                | 28   | 49        |
| 16. Gemawang            | 0            | 1    | 1         | 11                | 27   | 38        |
| 17. Candiroto           | 2            | 3    | 5         | 18                | 41   | 59        |
| 18. Bejen               | 0            | 0    | 0         | 10                | 19   | 29        |
| 19. Tretep              | 2            | 0    | 2         | 14                | 21   | 35        |
| 20. Wonoboyo            | 1            | 0    | 1         | 14                | 25   | 39        |
| Jumlah/Total 2020       | 51           | 86   | 137       | 352               | 728  | 1 080     |
| 2019                    | 47           | 83   | 130       | 389               | 785  | 1 174     |
| 2018                    | 58           | 89   | 147       | 379               | 723  | 1 102     |
| 2017                    | 58           | 89   | 147       | 379               | 723  | 1 102     |
| 2016                    | 58           | 91   | 149       | 426               | 743  | 1 169     |

Sumber Data : Kementerian Agama Kabupaten Temanggung

Source : Ministry of Religious Affairs of Temanggung Regency

**Tabel/Table 4.6.10**

Banyaknya Peserta Ujian dan Presentase Kelulusan

Murid MI Menurut Kecamatan Di Kabupaten Temanggung Tahun Ajaran 2020/2021

*Percentage of Islamic Elementary School Passed The Final Exam in Temanggung Regency, 2020/2021*

| Kecamatan<br><i>District</i> | Peserta / <i>Participants</i> |                       |                       | Lulus / <i>Passed</i> |                       |                       | Presentase / <i>Percentage</i> |                       |                       |
|------------------------------|-------------------------------|-----------------------|-----------------------|-----------------------|-----------------------|-----------------------|--------------------------------|-----------------------|-----------------------|
|                              | Lk/<br><i>Male</i>            | Pr /<br><i>Female</i> | Jml /<br><i>Total</i> | Lk/<br><i>Male</i>    | Pr /<br><i>Female</i> | Jml /<br><i>Total</i> | Lk/<br><i>Male</i>             | Pr /<br><i>Female</i> | Jml /<br><i>Total</i> |
| (1)                          | (2)                           | (3)                   | (4)                   | (5)                   | (6)                   | (7)                   | (8)                            | (9)                   | (10)                  |
| 1.Parakan                    | 149                           | 136                   | 285                   | 149                   | 136                   | 285                   | 100%                           | 100%                  | 100%                  |
| 2.Kledung                    | 1                             | 9                     | 10                    | 1                     | 9                     | 10                    | 100%                           | 100%                  | 100%                  |
| 3.Bansari                    | 45                            | 52                    | 97                    | 45                    | 52                    | 97                    | 100%                           | 100%                  | 100%                  |
| 4.Bulu                       | 67                            | 77                    | 144                   | 67                    | 77                    | 144                   | 100%                           | 100%                  | 100%                  |
| 5.Temanggung                 | 51                            | 46                    | 97                    | 51                    | 46                    | 97                    | 100%                           | 100%                  | 100%                  |
| 6.Tlogomulyo                 | 20                            | 10                    | 30                    | 20                    | 10                    | 30                    | 100%                           | 100%                  | 100%                  |
| 7.Tembarak                   | 127                           | 131                   | 258                   | 127                   | 131                   | 258                   | 100%                           | 100%                  | 100%                  |
| 8.Selopampang                | 37                            | 22                    | 59                    | 37                    | 22                    | 59                    | 100%                           | 100%                  | 100%                  |
| 9.Kraggan                    | 67                            | 70                    | 137                   | 67                    | 70                    | 137                   | 100%                           | 100%                  | 100%                  |
| 10.Pringsurat                | 127                           | 129                   | 256                   | 127                   | 129                   | 256                   | 100%                           | 100%                  | 100%                  |
| 11.Kaloran                   | 82                            | 85                    | 167                   | 82                    | 85                    | 167                   | 100%                           | 100%                  | 100%                  |
| 12.Kandangan                 | 182                           | 193                   | 375                   | 182                   | 193                   | 375                   | 100%                           | 100%                  | 100%                  |
| 13.Kedu                      | 143                           | 133                   | 276                   | 143                   | 133                   | 276                   | 100%                           | 100%                  | 100%                  |
| 14.Ngaderjo                  | 57                            | 40                    | 97                    | 57                    | 40                    | 97                    | 100%                           | 100%                  | 100%                  |
| 15.Jumo                      | 76                            | 62                    | 138                   | 76                    | 62                    | 138                   | 100%                           | 100%                  | 100%                  |
| 16.Gemawang                  | 63                            | 64                    | 127                   | 63                    | 64                    | 127                   | 100%                           | 100%                  | 100%                  |
| 17.Candiroto                 | 58                            | 55                    | 113                   | 58                    | 55                    | 113                   | 100%                           | 100%                  | 100%                  |
| 18.Bejen                     | 36                            | 29                    | 65                    | 36                    | 29                    | 65                    | 100%                           | 100%                  | 100%                  |
| 19.Tetep                     | 48                            | 51                    | 99                    | 48                    | 51                    | 99                    | 100%                           | 100%                  | 100%                  |
| 20.Wonobojo                  | 29                            | 28                    | 57                    | 29                    | 28                    | 57                    | 100%                           | 100%                  | 100%                  |
| Jumlah 2020/2021             | 1465                          | 1422                  | 2887                  | 1465                  | 1422                  | 2887                  | 100 %                          | 100,00 %              | 100,00 %              |
| 2019/2020                    | 1310                          | 1203                  | 2513                  | 1310                  | 1187                  | 2497                  | 100 %                          | 99,21 %               | 99,62 %               |
| 2018/2019                    | 1197                          | 1092                  | 2289                  | 1197                  | 1092                  | 2289                  | 100 %                          | 100 %                 | 100 %                 |
| 2017/2018                    | 1138                          | 1055                  | 2193                  | 1138                  | 1055                  | 2193                  | 100 %                          | 100 %                 | 100 %                 |
| 2016/2017                    | 1249                          | 1078                  | 2327                  | 1249                  | 1078                  | 2327                  | 100 %                          | 100 %                 | 100 %                 |

Sumber Data : Kementerian Agama Kabupaten Temanggung

Source: Ministry of Religious Affairs of Temanggung Regency

Tabel/Table 4.6.11  
**Banyaknya Sekolah dan Murid Madrasah Tsanawiyah**  
**Menurut kecamatan di Kabupaten Temanggung**  
**Tahun Pelajaran 2020/2021**

*Number of Student Islamic Junior High School in Temanggung Regency, 2020/2021*

| Kecamatan / District   | Negeri/State  |               |       |               | Swasta/Private |               |       |               |
|------------------------|---------------|---------------|-------|---------------|----------------|---------------|-------|---------------|
|                        | MTs<br>School | Murid Student |       |               | MTs<br>School  | Murid Student |       |               |
|                        |               | Lk/M          | Pr/F  | Jmh/<br>Total |                | Lk/M          | Pr/F  | Jmh/<br>Total |
| (1)                    | (2)           | (3)           | (4)   | (5)           | (6)            | (7)           | (8)   | (9)           |
| 1. Parakan             | 1             | 386           | 605   | 991           | 1              | 188           | 232   | 420           |
| 2. Kledung             | 0             | 0             | 0     | 0             | 0              | 0             | 0     | 0             |
| 3. Bansari             | 0             | 0             | 0     | 0             | 0              | 0             | 0     | 0             |
| 4. Bulu                | 0             | 0             | 0     | 0             | 1              | 68            | 80    | 148           |
| 5. Temanggung          | 0             | 0             | 0     | 0             | 2              | 113           | 86    | 199           |
| 6. Tlogomulyo          | 0             | 0             | 0     | 0             | 0              | 0             | 0     | 0             |
| 7. Tembarak            | 0             | 0             | 0     | 0             | 3              | 222           | 318   | 540           |
| 8. Selopampang         | 0             | 0             | 0     | 0             | 1              | 226           | 219   | 445           |
| 9. Kranggan            | 0             | 0             | 0     | 0             | 4              | 408           | 368   | 776           |
| 10. Pringsurat         | 0             | 0             | 0     | 0             | 3              | 382           | 370   | 752           |
| 11. Kaloran            | 0             | 0             | 0     | 0             | 3              | 172           | 145   | 317           |
| 12. Kandangan          | 0             | 0             | 0     | 0             | 3              | 357           | 244   | 601           |
| 13. Kedu               | 1             | 334           | 410   | 744           | 1              | 134           | 125   | 259           |
| 14. Ngadirejo          | 0             | 0             | 0     | 0             | 2              | 269           | 183   | 452           |
| 15. Jumo               | 0             | 0             | 0     | 0             | 1              | 236           | 257   | 493           |
| 16. Gemawang           | 0             | 0             | 0     | 0             | 1              | 85            | 78    | 163           |
| 17. Candiroto          | 0             | 0             | 0     | 0             | 1              | 106           | 111   | 217           |
| 18. Bejen              | 0             | 0             | 0     | 0             | 1              | 45            | 34    | 79            |
| 19. Tretep             | 0             | 0             | 0     | 0             | 2              | 128           | 115   | 243           |
| 20. Wonoboyo           | 0             | 0             | 0     | 0             | 1              | 59            | 64    | 123           |
| Jumlah/Total 2020/2021 | 2             | 720           | 1 015 | 1 735         | 31             | 3 198         | 3 029 | 6 227         |
| 2019/2020              | 2             | 737           | 1 003 | 1 740         | 31             | 3 011         | 3 045 | 6 056         |
| 2018/2019              | 2             | 804           | 988   | 1 792         | 31             | 3 282         | 2 997 | 6 279         |
| 2017/2018              | 2             | 804           | 988   | 1 792         | 31             | 3 282         | 2 997 | 6 279         |
| 2016/2017              | 2             | 810           | 975   | 1 785         | 31             | 2 975         | 2 981 | 5 956         |

Sumber Data : Kementerian Agama Kabupaten Temanggung

Source : Ministry of Religious Affairs of Temanggung Regency

**Tabel/Table 4.6.12**  
**Banyaknya Guru Madrasah Tsanawiyah**  
**Menurut Kecamatan di Kabupaten Temanggung**  
**Tahun Ajaran 2020/2021**

*Numbr of Islamic Junior HighSchool in Temanggung Regency, 2020/2021*

| Kecamatan / District   | MTs Negeri / State |        |             |                   |        |             | MTs Swasta / Private |        |             |                   |        |             |
|------------------------|--------------------|--------|-------------|-------------------|--------|-------------|----------------------|--------|-------------|-------------------|--------|-------------|
|                        | PNS / Gov          |        |             | Non PNS / Non Gov |        |             | PNS / Gov            |        |             | Non PNS / Non Gov |        |             |
|                        | Lk / M             | Pr / F | Jml / Total | Lk / M            | Pr / F | Jml / Total | Lk / M               | Pr / F | Jml / Total | Lk / M            | Pr / F | Jml / Total |
| (1)                    | (2)                | (3)    | (4)         | (5)               | (6)    | (7)         | (8)                  | (9)    | (10)        | (11)              | (12)   | (13)        |
| 1. Parakan             | 17                 | 31     | 48          | 6                 | 3      | 9           | 0                    | 0      | 0           | 9                 | 9      | 18          |
| 2. Kledung             | 0                  | 0      | 0           | 0                 | 0      | 0           | 0                    | 0      | 0           | 0                 | 0      | 0           |
| 3. Bansari             | 0                  | 0      | 0           | 0                 | 0      | 0           | 0                    | 0      | 0           | 0                 | 0      | 0           |
| 4. B u l u             | 0                  | 0      | 0           | 0                 | 0      | 0           | 1                    | 0      | 1           | 6                 | 6      | 12          |
| 5. Temanggung          | 0                  | 0      | 0           | 0                 | 0      | 0           | 0                    | 0      | 0           | 8                 | 10     | 18          |
| 6. Tlogomulyo          | 0                  | 0      | 0           | 0                 | 0      | 0           | 0                    | 0      | 0           | 0                 | 0      | 0           |
| 7. Tembarak            | 0                  | 0      | 0           | 0                 | 0      | 0           | 0                    | 0      | 0           | 18                | 27     | 45          |
| 8. Selopampang         | 0                  | 0      | 0           | 0                 | 0      | 0           | 0                    | 1      | 1           | 10                | 13     | 23          |
| 9. Kranggan            | 0                  | 0      | 0           | 0                 | 0      | 0           | 0                    | 1      | 1           | 22                | 32     | 54          |
| 10. Pringsurat         | 0                  | 0      | 0           | 0                 | 0      | 0           | 0                    | 0      | 0           | 13                | 18     | 31          |
| 11. Kaloran            | 0                  | 0      | 0           | 0                 | 0      | 0           | 0                    | 0      | 0           | 7                 | 20     | 27          |
| 12. Kandangan          | 0                  | 0      | 0           | 0                 | 0      | 0           | 3                    | 0      | 3           | 24                | 24     | 48          |
| 13. K e d u            | 10                 | 18     | 28          | 6                 | 5      | 11          | 0                    | 1      | 1           | 10                | 7      | 17          |
| 14. Ngadirejo          | 0                  | 0      | 0           | 0                 | 0      | 0           | 1                    | 0      | 1           | 13                | 15     | 28          |
| 15. J u m o            | 0                  | 0      | 0           | 0                 | 0      | 0           | 0                    | 0      | 0           | 13                | 17     | 30          |
| 16. Gemawang           | 0                  | 0      | 0           | 0                 | 0      | 0           | 0                    | 0      | 0           | 5                 | 7      | 12          |
| 17. Candiroto          | 0                  | 0      | 0           | 0                 | 0      | 0           | 0                    | 0      | 0           | 2                 | 11     | 13          |
| 18. Bejen              | 0                  | 0      | 0           | 0                 | 0      | 0           | 0                    | 0      | 0           | 7                 | 4      | 11          |
| 19. Tretep             | 0                  | 0      | 0           | 0                 | 0      | 0           | 0                    | 0      | 0           | 17                | 11     | 28          |
| 20. Wonoboyo           | 0                  | 0      | 0           | 0                 | 0      | 0           | 0                    | 0      | 0           | 5                 | 5      | 10          |
| Jumlah/Total 2020/2021 | 27                 | 49     | 76          | 12                | 8      | 20          | 5                    | 3      | 8           | 189               | 236    | 425         |
| 2019/2020              | 32                 | 52     | 84          | 14                | 14     | 28          | 5                    | 8      | 13          | 261               | 265    | 526         |
| 2018/2019              | 27                 | 46     | 73          | 8                 | 6      | 14          | 7                    | 3      | 10          | 273               | 275    | 548         |
| 2017/2018              | 27                 | 46     | 73          | 9                 | 9      | 15          | 8                    | 5      | 13          | 269               | 257    | 552         |
| 2016/2017              | 35                 | 49     | 84          | 20                | 20     | 30          | 8                    | 6      | 14          | 290               | 262    | 554         |

Sumber Data : Kementerian Agama Kabupaten Temanggung

Source : Ministry of Religious Affairs of Temanggung Regency

**Tabel/Table 4.6.12 Lanjutan**

| Kecamatan / District   | Jumlah / Total |           |           |                 |           |           |     |
|------------------------|----------------|-----------|-----------|-----------------|-----------|-----------|-----|
|                        | PNS / Gov      |           |           | Non-PNS/Non Gov |           |           |     |
|                        | Lk/Male        | Pr/Female | Jml/Total | Lk/Male         | Pr/Female | Jml/Total |     |
| (1)                    | (3)            | (5)       | (7)       | (9)             | (11)      | (13)      |     |
| 1. Parakan             |                | 17        | 31        | 48              | 15        | 12        | 27  |
| 2. Kledung             |                | 0         | 0         | 0               | 0         | 0         | 0   |
| 3. Bansari             |                | 0         | 0         | 0               | 0         | 0         | 0   |
| 4. Bulu                |                | 1         | 0         | 1               | 6         | 6         | 12  |
| 5. Temanggung          |                | 0         | 0         | 0               | 8         | 10        | 18  |
| 6. Tlogomulyo          |                | 0         | 0         | 0               | 0         | 0         | 0   |
| 7. Tembarak            |                | 0         | 0         | 0               | 18        | 27        | 45  |
| 8. Selopampang         |                | 0         | 1         | 1               | 10        | 13        | 23  |
| 9. Kranggan            |                | 0         | 1         | 1               | 22        | 32        | 54  |
| 10. Pringsurat         |                | 0         | 0         | 0               | 13        | 18        | 31  |
| 11. Kaloran            |                | 0         | 0         | 0               | 7         | 20        | 27  |
| 12. Kandangan          |                | 3         | 0         | 3               | 24        | 24        | 48  |
| 13. Kedu               |                | 10        | 19        | 29              | 16        | 12        | 28  |
| 14. Ngadirejo          |                | 1         | 0         | 1               | 13        | 15        | 28  |
| 15. Jumo               |                | 0         | 0         | 0               | 13        | 17        | 30  |
| 16. Gemawang           |                | 0         | 0         | 0               | 5         | 7         | 12  |
| 17. Candiroto          |                | 0         | 0         | 0               | 2         | 11        | 13  |
| 18. Bejen              |                | 0         | 0         | 0               | 7         | 4         | 11  |
| 19. Tetep              |                | 0         | 0         | 0               | 17        | 11        | 28  |
| 20. Wonobojo           |                | 0         | 0         | 0               | 5         | 5         | 10  |
| Jumlah/Total 2020/2021 |                | 32        | 52        | 84              | 201       | 244       | 445 |
| 2019/2020              |                | 37        | 60        | 83              | 275       | 279       | 554 |
| 2018/2019              |                | 34        | 49        | 83              | 281       | 281       | 562 |
| 2017/2018              |                | 35        | 51        | 86              | 278       | 263       | 541 |
| 2016/2017              |                | 43        | 55        | 98              | 310       | 272       | 582 |
| 2015/2016              |                | 47        | 59        | 106             | 316       | 263       | 579 |

Sumber Data : Kementerian Agama Kabupaten Temanggung  
 Source : Ministry of Religious Affairs of Temanggung Regency

**Tabel/Table 4.6.13**  
**Banyaknya Peserta Ujian dan Persentase Kelulusan Murid MTs**  
**Menurut Kecamatan di Kabupaten Temanggung**  
**Tahun Ajaran 2020/2021**

*Percentage of Islamic High School Passed the Final Exam in Temanggung Regency, 2020/2021*

| Kecamatan /<br>District | Peserta Participant |      |                | Lulus Passed |      |                | Presentase Percentage |         |                |
|-------------------------|---------------------|------|----------------|--------------|------|----------------|-----------------------|---------|----------------|
|                         | Lk/ M               | Pr/F | Jml /<br>Total | Lk/M         | Pr/F | Jml /<br>Total | Lk/M                  | Pr/F    | Jml /<br>Total |
| (1)                     | (2)                 | (3)  | (4)            | (5)          | (6)  | (7)            | (8)                   | (9)     | (10)           |
| 1. Parakan              | 172                 | 276  | 448            | 172          | 276  | 448            | 100%                  | 100%    | 100%           |
| 2. Kledung              | 0                   | 0    | 0              | 0            | 0    | 0              | 0                     | 0       | 0              |
| 3. Bansari              | 0                   | 0    | 0              | 0            | 0    | 0              | 0                     | 0       | 0              |
| 4. Bulu                 | 19                  | 38   | 57             | 19           | 38   | 57             | 100%                  | 100%    | 100%           |
| 5. Temanggung           | 19                  | 13   | 32             | 19           | 13   | 32             | 100%                  | 100%    | 100%           |
| 6. Tlogomulyo           | 0                   | 0    | 0              | 0            | 0    | 0              | 0                     | 0       | 0              |
| 7. Tembarak             | 30                  | 22   | 52             | 30           | 22   | 52             | 100%                  | 100%    | 100%           |
| 8. Selopampang          | 74                  | 63   | 137            | 74           | 63   | 137            | 100%                  | 100%    | 100%           |
| 9. Kranggan             | 87                  | 65   | 152            | 84           | 65   | 149            | 97%                   | 100%    | 98%            |
| 10. Pringsurat          | 138                 | 115  | 253            | 138          | 115  | 253            | 100%                  | 100%    | 100%           |
| 11. Kaloran             | 77                  | 105  | 182            | 76           | 104  | 180            | 99%                   | 99%     | 99%            |
| 12. Kandangan           | 60                  | 52   | 112            | 59           | 52   | 111            | 98%                   | 100%    | 99%            |
| 13. Kedu                | 119                 | 70   | 189            | 117          | 69   | 186            | 98%                   | 99%     | 98%            |
| 14. Ngadirejo           | 139                 | 170  | 309            | 139          | 170  | 309            | 100%                  | 100%    | 100%           |
| 15. Jumo                | 75                  | 73   | 148            | 75           | 72   | 147            | 100%                  | 99%     | 99%            |
| 16. Gemawang            | 83                  | 99   | 182            | 81           | 98   | 179            | 98%                   | 99%     | 98%            |
| 17. Candiroto           | 36                  | 34   | 70             | 36           | 34   | 70             | 100%                  | 100%    | 100%           |
| 18. Bejen               | 45                  | 23   | 68             | 45           | 23   | 68             | 100%                  | 100%    | 100%           |
| 19. Tretep              | 38                  | 38   | 76             | 38           | 38   | 76             | 100%                  | 100%    | 100%           |
| 20. Wonoboyo            | 33                  | 29   | 62             | 33           | 29   | 62             | 100%                  | 100%    | 100%           |
| Jumlah/Total 2020/2021  | 1244                | 1285 | 2529           | 1235         | 1281 | 2516           | 99%                   | 100%    | 99%            |
| 2019/2020               | 1122                | 1252 | 2374           | 1113         | 1227 | 2340           | 99,20                 | 98,00   | 98,57          |
| 2018/2019               | 1235                | 1302 | 2537           | 1233         | 1301 | 2534           | 99,8381               | 99,9232 | 99,8818        |
| 2017/2018               | 1090                | 1302 | 2392           | 1089         | 1301 | 2390           | 100%                  | 100%    | 99,92%         |
| 2016/2017               | 352                 | 499  | 851            | 352          | 497  | 849            | 100%                  | 100%    | 100%           |

Sumber Data : Kementerian Agama Kabupaten Temanggung

Source : Ministry of Religious Affairs of Temanggung Regency

**Tabel/Table 4.6.14**  
**Banyaknya Sekolah dan Murid Madrasah Aliyah**  
**Menurut Kecamatan di Kabupaten Temanggung**  
**Tahun Ajaran 2020/2021**

*Number of Islamic Hingh School and Temanggung Regency, 2020/2021*

| Kecamatan /<br>District | Negeri         |                 |      |               | Swasta         |                 |       |               |
|-------------------------|----------------|-----------------|------|---------------|----------------|-----------------|-------|---------------|
|                         | MA /<br>School | Murid / Student |      |               | MA /<br>School | Murid / Student |       |               |
|                         |                | Lk/M            | Pr/F | Jml/<br>Total |                | Lk/M            | Pr/F  | Jml/<br>Total |
| (1)                     | (2)            | (3)             | (4)  | (5)           | (6)            | (7)             | (8)   | (9)           |
| 1.Parakan               | 0              | 0               | 0    | 0             | 1              | 68              | 117   | 185           |
| 2.Kledu                 | 0              | 0               | 0    | 0             | 0              | 0               | 0     | 0             |
| 3.Bansari               | 0              | 0               | 0    | 0             | 0              | 0               | 0     | 0             |
| 4.Bulu                  | 0              | 0               | 0    | 0             | 1              | 26              | 48    | 74            |
| 5.Temanggung            | 1              | 463             | 840  | 1 303         | 2              | 51              | 74    | 125           |
| 6.Tlogomulyo            | 0              | 0               | 0    | 0             | 0              | 0               | 0     | 0             |
| 7.Tembarak              | 0              | 0               | 0    | 0             | 2              | 242             | 370   | 612           |
| 8.Selopampang           | 0              | 0               | 0    | 0             | 1              | 188             | 184   | 372           |
| 9.Kraggan               | 0              | 0               | 0    | 0             | 2              | 76              | 137   | 213           |
| 10.Pringsurat           | 0              | 0               | 0    | 0             | 3              | 235             | 313   | 548           |
| 11.Kaloran              | 0              | 0               | 0    | 0             | 0              | 0               | 0     | 0             |
| 12.Kandangan            | 0              | 0               | 0    | 0             | 1              | 99              | 77    | 176           |
| 13.Kedu                 | 0              | 0               | 0    | 0             | 1              | 92              | 169   | 261           |
| 14.Ngaderjo             | 0              | 0               | 0    | 0             | 0              | 0               | 0     | 0             |
| 15.Jumo                 | 0              | 0               | 0    | 0             | 0              | 0               | 0     | 0             |
| 16.Gemawang             | 0              | 0               | 0    | 0             | 1              | 66              | 56    | 122           |
| 17.Candiroto            | 0              | 0               | 0    | 0             | 1              | 47              | 94    | 141           |
| 18.Bejen                | 0              | 0               | 0    | 0             | 0              | 0               | 0     | 0             |
| 19.Tetep                | 0              | 0               | 0    | 0             | 0              | 0               | 0     | 0             |
| 20.Wonobojo             | 0              | 0               | 0    | 0             | 1              | 93              | 65    | 158           |
| Jumlah/Total 2020/2021  | 1              | 463             | 840  | 1 303         | 17             | 1 283           | 1 704 | 2 987         |
| 2019/2020               | 1              | 455             | 836  | 1 291         | 16             | 1 166           | 1 564 | 2 730         |
| 2018/2019               | 1              | 447             | 859  | 1 306         | 16             | 1 088           | 1 417 | 2 505         |
| 2017/2018               | 1              | 431             | 813  | 1 244         | 16             | 928             | 1 347 | 2 275         |
| 2016/2017               | 1              | 404             | 766  | 1 170         | 16             | 831             | 1 226 | 2 057         |

Sumber Data : Kementerian Agama Kabupaten Temanggung

Source : Ministry of Religious Affairs of Temanggung Regency



Tabel/Table 4.6.15  
Banyaknya Guru Madrasah Aliyah  
Menurut Kecamatan di Kabupaten Temanggung  
Tahun Ajaran 2020/2021

*Number of Islamic High School Teacher is Temanggung Regency, 2020/2021*

| Kecamatan /<br>District | MA Negeri /State |      |               |                    |      |               | MA Swasta/ Private |      |               |                    |        |               |
|-------------------------|------------------|------|---------------|--------------------|------|---------------|--------------------|------|---------------|--------------------|--------|---------------|
|                         | PNS/ Gov         |      |               | Non - PNS/ Non Gov |      |               | PNS/ Gov           |      |               | Non - PNS/ Non Gov |        |               |
|                         | Lk/M             | Pr/F | Jmh/<br>Total | Lk/M               | Pr/F | Jml/<br>Total | Lk/M               | Pr/F | Jmh/<br>Total | Lk/ M              | Pr / F | Jml/<br>Total |
| (1)                     | (2)              | (3)  | (4)           | (5)                | (6)  | (7)           | (8)                | (9)  | (10)          | (11)               | (12)   | (13)          |
| 1. Parakan              | 0                | 0    | 0             | 0                  | 0    | 0             | 0                  | 0    | 0             | 6                  | 8      | 14            |
| 2. Kledung              | 0                | 0    | 0             | 0                  | 0    | 0             | 0                  | 0    | 0             | 0                  | 0      | 0             |
| 3. Bansari              | 0                | 0    | 0             | 0                  | 0    | 0             | 0                  | 0    | 0             | 0                  | 0      | 0             |
| 4. Bulu                 | 0                | 0    | 0             | 0                  | 0    | 0             | 0                  | 0    | 0             | 7                  | 3      | 10            |
| 5. Temanggung           | 24               | 36   | 60            | 6                  | 11   | 17            | 0                  | 0    | 0             | 10                 | 8      | 18            |
| 6. Tlogomulyo           | 0                | 0    | 0             | 0                  | 0    | 0             | 0                  | 0    | 0             | 0                  | 0      | 0             |
| 7. Tembarak             | 0                | 0    | 0             | 0                  | 0    | 0             | 1                  | 0    | 1             | 15                 | 28     | 43            |
| 8. Selopampang          | 0                | 0    | 0             | 0                  | 0    | 0             | 0                  | 0    | 0             | 4                  | 18     | 22            |
| 9. Kranggan             | 0                | 0    | 0             | 0                  | 0    | 0             | 0                  | 0    | 0             | 17                 | 10     | 27            |
| 10. Pringsurat          | 0                | 0    | 0             | 0                  | 0    | 0             | 0                  | 0    | 0             | 12                 | 14     | 26            |
| 11. Kaloran             | 0                | 0    | 0             | 0                  | 0    | 0             | 0                  | 0    | 0             | 0                  | 0      | 0             |
| 12. Kandangan           | 0                | 0    | 0             | 0                  | 0    | 0             | 0                  | 0    | 0             | 2                  | 4      | 6             |
| 13. Kedu                | 0                | 0    | 0             | 0                  | 0    | 0             | 0                  | 1    | 1             | 8                  | 12     | 20            |
| 14. Ngadirejo           | 0                | 0    | 0             | 0                  | 0    | 0             | 0                  | 0    | 0             | 0                  | 0      | 0             |
| 15. Jumo                | 0                | 0    | 0             | 0                  | 0    | 0             | 0                  | 0    | 0             | 0                  | 0      | 0             |
| 16. Gemawang            | 0                | 0    | 0             | 0                  | 0    | 0             | 0                  | 0    | 0             | 4                  | 3      | 7             |
| 17. Candiroto           | 0                | 0    | 0             | 0                  | 0    | 0             | 0                  | 0    | 0             | 4                  | 9      | 13            |
| 18. Bejen               | 0                | 0    | 0             | 0                  | 0    | 0             | 0                  | 0    | 0             | 0                  | 0      | 0             |
| 19. Tretep              | 0                | 0    | 0             | 0                  | 0    | 0             | 0                  | 0    | 0             | 0                  | 0      | 0             |
| 20. Wonobojo            | 0                | 0    | 0             | 0                  | 0    | 0             | 0                  | 0    | 0             | 2                  | 2      | 4             |
| Jumlah 2020/2021        | 24               | 36   | 60            | 6                  | 11   | 17            | 1                  | 1    | 2             | 91                 | 119    | 210           |
| 2019/2020               | 24               | 36   | 60            | 8                  | 10   | 18            | 1                  | 2    | 3             | 163                | 143    | 306           |
| 2018/2019               | 26               | 36   | 62            | 3                  | 5    | 8             | 4                  | 3    | 7             | 150                | 155    | 305           |
| 2017/2018               | 31               | 44   | 7             | 6                  | 8    | 14            | 3                  | 3    | 6             | 166                | 159    | 325           |
| 2016/2017               | 29               | 38   | 67            | 11                 | 13   | 24            | 5                  | 6    | 11            | 166                | 158    | 324           |

Sumber Data : Kementerian Agama Kabupaten Temanggung

Source : Ministry of Religious Affairs of Temanggung Regency

Tabel/Table 4.6.15  
Lanjutan / Continued

| Kecamatan /<br>District | Jumlah / Total |      |            |                     |      |            |
|-------------------------|----------------|------|------------|---------------------|------|------------|
|                         | PNS / Gov      |      |            | Non - PNS / Non Gov |      |            |
|                         | Lk/M           | Pr/F | Jmh/ Total | Lk/M                | Pr/F | Jml/ Total |
| (1)                     | (14)           | (15) | (16)       | (17)                | (18) | (19)       |
| 1. Parakan              | 0              | 0    | 0          | 6                   | 8    | 14         |
| 2. Kledung              | 0              | 0    | 0          | 0                   | 0    | 0          |
| 3. Bansari              | 0              | 0    | 0          | 0                   | 0    | 0          |
| 4. Bulu                 | 0              | 0    | 0          | 7                   | 3    | 10         |
| 5. Temanggung           | 24             | 36   | 60         | 16                  | 19   | 35         |
| 6. Tlogomulyo           | 0              | 0    | 0          | 0                   | 0    | 0          |
| 7. Tembarak             | 1              | 0    | 1          | 15                  | 28   | 43         |
| 8. Selopampang          | 0              | 0    | 0          | 4                   | 18   | 22         |
| 9. Kranggan             | 0              | 0    | 0          | 17                  | 10   | 27         |
| 10. Pringsurat          | 0              | 0    | 0          | 12                  | 14   | 26         |
| 11. Kaloran             | 0              | 0    | 0          | 0                   | 0    | 0          |
| 12. Kandangan           | 0              | 0    | 0          | 2                   | 4    | 6          |
| 13. Kedu                | 0              | 1    | 1          | 8                   | 12   | 20         |
| 14. Ngadirejo           | 0              | 0    | 0          | 0                   | 0    | 0          |
| 15. Jumo                | 0              | 0    | 0          | 0                   | 0    | 0          |
| 16. Gemawang            | 0              | 0    | 0          | 4                   | 3    | 7          |
| 17. Candirotto          | 0              | 0    | 0          | 4                   | 9    | 13         |
| 18. Bejen               | 0              | 0    | 0          | 0                   | 0    | 0          |
| 19. Tretep              | 0              | 0    | 0          | 0                   | 0    | 0          |
| 20. Wonobojo            | 0              | 0    | 0          | 2                   | 2    | 4          |
| Jumlah/ 2020/2021       | 25             | 37   | 62         | 97                  | 130  | 227        |
| 2019/2020               | 25             | 38   | 63         | 171                 | 153  | 324        |
| 2018/2019               | 30             | 39   | 69         | 153                 | 160  | 313        |
| 2017/2018               | 34             | 47   | 81         | 172                 | 167  | 339        |
| 2016/2017               | 34             | 44   | 78         | 177                 | 171  | 348        |
| 2015/2016               | 31             | 43   | 74         | 189                 | 153  | 342        |

Sumber Data : Kementerian Agama Kabupaten Temanggung

Source : Ministry of Religious Affairs of Temanggung Regency

**Tabel/Table 4.6.16**  
**Banyaknya Peserta Ujian dan Presentase Kelulusan murid MA**  
**Menurut Kecamatan di Kabupaten temanggung**  
**Tahun Ajaran 2020/2021**

*Percentage of Islamic High School Passed the Final Exam  
in Temanggung Regency in Education Period 2020/2021*

| Kecamatan /<br>District | Peserta<br>Participants |               |                | Lulus<br>Passed |               |                | Presentase<br>Percentage |               |                |
|-------------------------|-------------------------|---------------|----------------|-----------------|---------------|----------------|--------------------------|---------------|----------------|
|                         | Lk /<br>Male            | Pr/<br>Female | Jml /<br>Total | Lk /<br>Male    | Pr/<br>Female | Jml /<br>Total | Lk /<br>Male             | Pr/<br>Female | Jml /<br>Total |
| (1)                     | (2)                     | (3)           | (4)            | (5)             | (6)           | (7)            | (8)                      | (9)           | (10)           |
| 1.Parakan               | 26                      | 36            | 62             | 26              | 36            | 62             | 100%                     | 100%          | 100%           |
| 2.Kledung               | 0                       | 0             | 0              | 0               | 0             | 0              | 0                        | 0             | 0              |
| 3.Bansari               | 0                       | 0             | 0              | 0               | 0             | 0              | 0                        | 0             | 0              |
| 4.Bulu                  | 18                      | 18            | 36             | 18              | 18            | 36             | 100%                     | 100%          | 100%           |
| 5.Temanggung            | 158                     | 284           | 442            | 158             | 284           | 442            | 100%                     | 100%          | 100%           |
| 6.Tlogomulyo            | 0                       | 0             | 0              | 0               | 0             | 0              | 0                        | 0             | 0              |
| 7.Tembarak              | 54                      | 86            | 140            | 54              | 86            | 140            | 100%                     | 100%          | 100%           |
| 8.Selopampang           | 31                      | 51            | 82             | 31              | 51            | 82             | 100%                     | 100%          | 100%           |
| 9.Kranggan              | 22                      | 28            | 50             | 22              | 28            | 50             | 100%                     | 100%          | 100%           |
| 10.Pringsurat           | 58                      | 92            | 150            | 58              | 92            | 150            | 100%                     | 100%          | 100%           |
| 11.Kaloran              | 0                       | 0             | 0              | 0               | 0             | 0              | 0                        | 0             | 0              |
| 12.Kandangan            | 22                      | 21            | 43             | 22              | 21            | 43             | 100%                     | 100%          | 100%           |
| 13.Kedu                 | 23                      | 51            | 74             | 23              | 51            | 74             | 100%                     | 100%          | 100%           |
| 14.Ngadirejo            | 0                       | 0             | 0              | 0               | 0             | 0              | 0                        | 0             | 0              |
| 15.Jumo                 | 0                       | 0             | 0              | 0               | 0             | 0              | 0                        | 0             | 0              |
| 16.Gemawang             | 14                      | 13            | 27             | 14              | 13            | 27             | 100%                     | 100%          | 100%           |
| 17.Candiroto            | 3                       | 33            | 36             | 3               | 33            | 36             | 100%                     | 100%          | 100%           |
| 18.Bejen                | 0                       | 0             | 0              | 0               | 0             | 0              | 0                        | 0             | 0              |
| 19.Tetep                | 0                       | 0             | 0              | 0               | 0             | 0              | 0                        | 0             | 0              |
| 20.Wonobooyo            | 20                      | 9             | 29             | 20              | 9             | 29             | 100%                     | 100%          | 100%           |
| Jumlah 2020/2021        | 449                     | 722           | 1171           | 449             | 722           | 1171           | 100%                     | 100%          | 100%           |
| 2019/2020               | 437                     | 660           | 1097           | 437             | 660           | 1097           | 100%                     | 100%          | 100%           |
| 2020/2021               | 413                     | 686           | 1099           | 413             | 686           | 1099           | 100%                     | 100%          | 100%           |
| 2017/2018               | 347                     | 571           | 918            | 347             | 571           | 918            | 100%                     | 100%          | 100%           |
| 2016/2017               | 352                     | 497           | 849            | 352             | 496           | 848            | 100%                     | 100%          | 100%           |

Sumber Data : Kementerian Agama Kabupaten Temanggung

Source : Ministry of Religious of Temanggung Regency

Tabel / Table 4.6.17  
**Banyaknya Sekolah,Guru,Murid Taman Kanak-Kanak (RA)**  
**Menurut kecamatan di Kabupaten Temanggung**  
**Tahun Pelajaran 2020/2021**

*Number of Islamic Kindergarten,Student and Teacher in Educational Period of 2020/2021*

| Kecamatan / District | Sekolah/<br>School | Guru/ Teacher      |                       |                | Murid / Student     |                          |             |
|----------------------|--------------------|--------------------|-----------------------|----------------|---------------------|--------------------------|-------------|
|                      |                    | Laki-laki/<br>Male | Perempuan<br>/ Female | Jml /<br>Total | Laki-laki /<br>Male | Perempuan<br>/<br>Female | Jml / Total |
| (1)                  | (2)                | (3)                | (4)                   | (5)            | (6)                 | (7)                      | (8)         |
| 1. Parakan           | 13                 |                    | 44                    | 44             | 511                 | 514                      | 1025        |
| 2. Kledung           | 3                  | 1                  | 5                     | 6              | 77                  | 76                       | 153         |
| 3. Bansari           | 3                  |                    | 5                     | 5              | 117                 | 124                      | 241         |
| 4. Bulu              | 12                 |                    | 35                    | 35             | 318                 | 344                      | 662         |
| 5. Temanggung        | 16                 |                    | 70                    | 70             | 530                 | 497                      | 1027        |
| 6. Tlogomulyo        | 4                  |                    | 8                     | 8              | 75                  | 78                       | 153         |
| 7. Tembarak          | 10                 |                    | 37                    | 37             | 386                 | 296                      | 682         |
| 8. Selopampang       | 4                  |                    | 6                     | 6              | 54                  | 74                       | 128         |
| 9. Kranggan          | 9                  |                    | 26                    | 26             | 224                 | 229                      | 453         |
| 10. Pringsurat       | 14                 |                    | 26                    | 26             | 235                 | 220                      | 455         |
| 11. Kaloran          | 10                 |                    | 18                    | 18             | 110                 | 122                      | 232         |
| 12. Kandangan        | 19                 |                    | 55                    | 55             | 451                 | 393                      | 844         |
| 13. Kedu             | 16                 | 1                  | 37                    | 38             | 301                 | 335                      | 636         |
| 14. Ngadirejo        | 10                 |                    | 31                    | 31             | 264                 | 255                      | 519         |
| 15. Jumo             | 5                  | 1                  | 15                    | 16             | 122                 | 134                      | 256         |
| 16. Gemawang         | 11                 | 2                  | 22                    | 24             | 215                 | 192                      | 407         |
| 17. Candiroto        | 12                 |                    | 20                    | 20             | 246                 | 219                      | 465         |
| 18. Bejen            | 5                  |                    | 12                    | 12             | 67                  | 71                       | 138         |
| 19. Tretep           | 7                  |                    | 24                    | 24             | 160                 | 163                      | 323         |
| 20. Wonoboyo         | 6                  |                    | 11                    | 11             | 58                  | 56                       | 114         |
| Jumlah 2020/2021     | 189                | 5                  | 507                   | 512            | 4521                | 4392                     | 8913        |
| 2019/2020            | 190                | 12                 | 619                   | 631            | 4665                | 4480                     | 9145        |
| 2018/2019            | 190                | 17                 | 530                   | 547            | 5018                | 4841                     | 9859        |
| 2017/2018            | 190                | 9                  | 534                   | 543            | 4793                | 4821                     | 9614        |
| 2016/2017            | 190                | 17                 | 624                   | 641            | 4808                | 4879                     | 9687        |

Sumber Data : Kementerian Agama Kabupaten Temanggung  
Source : Ministry of Religious Affairs of Temanggung Regency

**Tabel/Table 4.6.18**  
**Banyaknya Sekolah dan perguruan Tinggi Islam**  
**Menurut Kecamatan di Kabupaten Temanggung, 2020**  
*Number of Islamic School and University in Temanggung, 2020*

| Kecamatan /<br>District | Madrasah / School          |                             |                         | Perguruan Tinggi<br>/ University |   |
|-------------------------|----------------------------|-----------------------------|-------------------------|----------------------------------|---|
|                         | Ibtidaiyah /<br>Elementary | Tsanawiyah /<br>Junior High | Aliyah / Senior<br>High |                                  |   |
| (1)                     | (2)                        | (3)                         | (4)                     | (5)                              |   |
| 1.Parakan               | 10                         | 2                           | 1                       | -                                |   |
| 2.Kledung               | 2                          | -                           | -                       | -                                |   |
| 3.Bansari               | 3                          | -                           | -                       | -                                |   |
| 4.Bulu                  | 8                          | 1                           | 1                       | -                                |   |
| 5.Temanggung            | 3                          | 2                           | 3                       | 1                                |   |
| 6.Tlogomulyo            | 2                          | -                           | -                       | -                                |   |
| 7.Tembarak              | 8                          | 3                           | 2                       | -                                |   |
| 8.Selopampang           | 3                          | 1                           | 1                       | -                                |   |
| 9.Kranggan              | 6                          | 4                           | 2                       | -                                |   |
| 10.Pringsurat           | 15                         | 3                           | 3                       | -                                |   |
| 11.Kaloran              | 12                         | 3                           | -                       | -                                |   |
| 12.Kandangan            | 19                         | 3                           | 1                       | -                                |   |
| 13.Kedu                 | 12                         | 2                           | 1                       | -                                |   |
| 14.Ngadirejo            | 6                          | 2                           | -                       | -                                |   |
| 15.Jumo                 | 6                          | 1                           | -                       | -                                |   |
| 16.Gemawang             | 6                          | 1                           | 1                       | -                                |   |
| 17.Candiroto            | 9                          | 1                           | 1                       | -                                |   |
| 18.Bejen                | 5                          | 1                           | -                       | -                                |   |
| 19.Tretep               | 5                          | 2                           | -                       | -                                |   |
| 20.Wonoboyo             | 6                          | 1                           | 1                       | -                                |   |
| Jumlah/Total            | 2020                       | 146                         | 33                      | 18                               | 1 |
|                         | 2019                       | 146                         | 33                      | 17                               | 1 |
|                         | 2018                       | 146                         | 32                      | 17                               | 1 |
|                         | 2017                       | 145                         | 33                      | 17                               | 1 |
|                         | 2016                       | 145                         | 33                      | 17                               | 1 |

Sumber Data : Kementerian Agama Kabupaten Temanggung  
Source : *Ministry of Religious Affairs of Temanggung Regency*

**Tabel/Table 4.6.19**  
**Banyaknya Guru, Dosen di Sekolah dan**  
**Perguruan Tinggi Agama Islam Menurut Kecamatan**  
**di Kabupaten Temanggung, 2020**  
*Number of Teacher and Lecturer in Temanggung Regency, 2020*

| Kecamatan District | Guru / Teacher                 |      |             |                                 |      |             |                      |      |             | Dosen PT Lecturer |
|--------------------|--------------------------------|------|-------------|---------------------------------|------|-------------|----------------------|------|-------------|-------------------|
|                    | Ibtidaiyah / Elementary School |      |             | Tsanawiyah / Junior High School |      |             | Aliyah / High School |      |             |                   |
|                    | Lk/M                           | Pr/F | Jml / Total | Lk/M                            | Pr/F | Jml / Total | Lk/M                 | Pr/F | Jml / Total |                   |
| (1)                | (2)                            | (3)  | (4)         | (5)                             | (6)  | (7)         | (8)                  | (9)  | (10)        | (11)              |
| 1. Parakan         | 36                             | 76   | 112         | 32                              | 43   | 75          | 6                    | 8    | 14          |                   |
| 2. Kledung         | 7                              | 12   | 19          | -                               | -    | -           | -                    | -    | -           | -                 |
| 3. Bansari         | 6                              | 23   | 29          | -                               | -    | -           | -                    | -    | -           | -                 |
| 4. Bulu            | 26                             | 44   | 70          | 7                               | 6    | 13          | 7                    | 3    | 10          |                   |
| 5. Temanggung      | 13                             | 31   | 44          | 8                               | 10   | 18          | 40                   | 55   | 95          | 45                |
| 6. Tlogomulyo      | 2                              | 6    | 8           | -                               | -    | -           | -                    | -    | -           | -                 |
| 7. Tembarak        | 32                             | 59   | 91          | 18                              | 27   | 45          | 16                   | 28   | 44          | -                 |
| 8. Selopampang     | 7                              | 15   | 22          | 10                              | 14   | 24          | 4                    | 18   | 22          | -                 |
| 9. Kranggan        | 8                              | 28   | 36          | 22                              | 33   | 55          | 17                   | 10   | 27          | -                 |
| 10. Pringsurat     | 34                             | 81   | 115         | 13                              | 18   | 31          | 12                   | 14   | 26          | -                 |
| 11. Kaloran        | 40                             | 55   | 95          | 7                               | 20   | 27          |                      |      | 0           | -                 |
| 12. Kandangan      | 46                             | 115  | 161         | 27                              | 24   | 51          | 2                    | 4    | 6           | -                 |
| 13. Kedu           | 43                             | 72   | 115         | 26                              | 31   | 57          | 8                    | 13   | 21          | -                 |
| 14. Ngadirejo      | 8                              | 30   | 38          | 14                              | 15   | 29          | -                    | -    | -           | -                 |
| 15. Jumo           | 23                             | 30   | 53          | 13                              | 17   | 30          | -                    | -    | -           | -                 |
| 16. Gemawang       | 11                             | 28   | 39          | 5                               | 7    | 12          | 4                    | 3    | 7           | -                 |
| 17. Candiroto      | 20                             | 44   | 64          | 2                               | 11   | 13          | 4                    | 9    | 13          | -                 |
| 18. Bejen          | 10                             | 19   | 29          | 7                               | 4    | 11          | -                    | -    | -           | -                 |
| 19. Tretep         | 16                             | 21   | 37          | 17                              | 11   | 28          | -                    | -    | -           | -                 |
| 20. Wonoboyo       | 15                             | 25   | 40          | 5                               | 5    | 10          | 2                    | 2    | 4           | -                 |
| Jumlah/Total 2020  | 403                            | 814  | 1217        | 233                             | 296  | 529         | 122                  | 167  | 289         | 45                |
| 2019               | 436                            | 868  | 1304        | 312                             | 339  | 651         | 196                  | 191  | 387         | 45                |
| 2018               | 460                            | 874  | 1334        | 315                             | 330  | 645         | 183                  | 199  | 382         | 52                |
| 2017               | 455                            | 812  | 1267        | 313                             | 314  | 627         | 206                  | 214  | 420         | 53                |
| 2016               | 484                            | 834  | 1318        | 353                             | 327  | 680         | 211                  | 215  | 426         | 38                |
| 2015               | 505                            | 804  | 1309        | 363                             | 322  | 685         | 220                  | 196  | 416         | 46                |

Sumber Data : Kementerian Agama Kabupaten Temanggung

Source : Ministry of Religious Affairs of Temanggung Regency

**Tabel/Table 4.6.20**  
**Banyaknya Murid dan Mahasiswa di Sekolah dan**  
**Perguruan Tinggi Agama Islam Menurut Kecamatan**  
**di Kabupaten Temanggung, 2020**

*Number of Islamic School Student in Temanggung Regency, 2020*

| Kecamatan /<br>District | Murid / Student                |       |        |                                |       |       |
|-------------------------|--------------------------------|-------|--------|--------------------------------|-------|-------|
|                         | Ibtidaiyah / Elementary School |       |        | Tsanawiyah/ Junior High School |       |       |
|                         | Lk/M                           | Pr/F  | Jml/T  | Lk/M                           | Pr/F  | Jml/T |
| (1)                     | (2)                            | (3)   | (4)    | (5)                            | (6)   | (7)   |
| 1.Parakan               | 956                            | 988   | 1 944  | 574                            | 837   | 1 411 |
| 2.Kledung               | 228                            | 194   | 422    | 0                              | 0     | 0     |
| 3.Bansari               | 407                            | 419   | 826    | 0                              | 0     | 0     |
| 4.Bulu                  | 544                            | 475   | 1 019  | 68                             | 80    | 148   |
| 5.Temanggung            | 406                            | 418   | 824    | 113                            | 86    | 199   |
| 6.Tlogomulyo            | 115                            | 89    | 204    | 0                              | 0     | 0     |
| 7.Tembarak              | 1 069                          | 959   | 2 028  | 222                            | 318   | 540   |
| 8.Selopampang           | 239                            | 212   | 451    | 226                            | 219   | 445   |
| 9.Kranggan              | 394                            | 364   | 758    | 408                            | 368   | 776   |
| 10.Pringsurat           | 947                            | 908   | 1 855  | 382                            | 370   | 752   |
| 11.Kaloran              | 612                            | 559   | 1 171  | 172                            | 145   | 317   |
| 12.Kandangan            | 1 285                          | 1 105 | 2 390  | 357                            | 244   | 601   |
| 13.Kedu                 | 993                            | 894   | 1 887  | 468                            | 535   | 1 003 |
| 14.Ngadirejo            | 345                            | 291   | 636    | 269                            | 183   | 452   |
| 15.Jumo                 | 462                            | 389   | 851    | 236                            | 257   | 493   |
| 16.Gemawang             | 408                            | 408   | 816    | 85                             | 78    | 163   |
| 17.Candiroto            | 372                            | 308   | 680    | 106                            | 111   | 217   |
| 18.Bejen                | 211                            | 150   | 361    | 45                             | 34    | 79    |
| 19.Tretep               | 375                            | 297   | 672    | 128                            | 115   | 243   |
| 20.Wonoboyo             | 247                            | 205   | 452    | 59                             | 64    | 123   |
| Jumlah/Total 2020       | 10 615                         | 9 632 | 20 247 | 3 918                          | 4 044 | 7 962 |
| 2019                    | 9 925                          | 9 057 | 18 982 | 3 748                          | 3 782 | 7 530 |
| 2018                    | 10 219                         | 9 273 | 19 492 | 4 026                          | 3 920 | 7 946 |
| 2017                    | 9 834                          | 8 748 | 18 582 | 4 086                          | 3 985 | 8 071 |
| 2016                    | 9 397                          | 8 269 | 17 666 | 3 785                          | 3 956 | 7 741 |

Sumber Data : Kementerian Agama Kabupaten Temanggung

Source : Ministry of Religious Affairs of Temanggung Regency

**Tabel/Table 4.6.20**  
**Lanjutan / Continued**

| Kecamatan / District | Murid / Student<br>Aliyah/ High School |      |       | Mahasiswa Perguruan Tinggi /<br>College Student |      |           |
|----------------------|----------------------------------------|------|-------|-------------------------------------------------|------|-----------|
|                      | Lk/M                                   | Pr/F | Jml/T | Lk/M                                            | Pr/F | Jml/Total |
| (1)                  | (2)                                    | (3)  | (4)   | (5)                                             | (6)  | (7)       |
| 1.Parakan            | 68                                     | 117  | 185   | -                                               | -    | -         |
| 2.Kledung            | -                                      | -    | -     | -                                               | -    | -         |
| 3.Bansari            | -                                      | -    | -     | -                                               | -    | -         |
| 4.Bulu               | 26                                     | 48   | 74    |                                                 |      |           |
| 5.Temanggung         | 514                                    | 914  | 1 428 | 152                                             | 286  | 438       |
| 6.Tlogomulyo         | -                                      | -    | -     | -                                               | -    | -         |
| 7.Tembarak           | 242                                    | 370  | 612   | -                                               | -    | -         |
| 8.Selopampang        | 188                                    | 184  | 372   | -                                               | -    | -         |
| 9.Kranggan           | 76                                     | 137  | 213   | -                                               | -    | -         |
| 10.Pringsurat        | 235                                    | 313  | 548   | -                                               | -    | -         |
| 11.Kaloran           | -                                      | -    | -     | -                                               | -    | -         |
| 12.Kandangan         | 99                                     | 77   | 176   | -                                               | -    | -         |
| 13.Kedu              | 92                                     | 169  | 261   | -                                               | -    | -         |
| 14.Ngadirejo         | -                                      | -    | -     | -                                               | -    | -         |
| 15.Jumo              | -                                      | -    | -     | -                                               | -    | -         |
| 16.Gemawang          | 66                                     | 56   | 122   | -                                               | -    | -         |
| 17.Candioto          | 47                                     | 94   | 141   | -                                               | -    | -         |
| 18.Bejen             | -                                      | -    | -     | -                                               | -    | -         |
| 19.Tretep            | -                                      | -    | -     | -                                               | -    | -         |
| 20.Wonobojo          | 93                                     | 65   | 158   | -                                               | -    | -         |
| Jumlah/Total 2020    | 1746                                   | 2544 | 4 290 | 152                                             | 286  | 438       |
| 2019                 | 1535                                   | 2276 | 3 811 | 0                                               | 0    | 0         |
| 2018                 | 1359                                   | 2160 | 3519  | 148                                             | 231  | 379       |
| 2017                 | 1235                                   | 1992 | 3227  | 108                                             | 159  | 267       |
| 2016                 | 1106                                   | 1709 | 2815  | 109                                             | 164  | 273       |

Sumber Data : Kementrian Agama Kabupaten Temanggung

Source : Ministry of Religious Affairs of Temanggung Regency



**Tabel/Table 4.6.21**  
**Banyaknya Murid Madrasah Ibtidaiyah (MI) yang Mengulang**  
**dan Putus Sekolah Menurut Kecamatan**  
**di Kabupaten Temanggung Tahun Ajaran 2020/2021**

*Number Dropout and Re-Seat Student of Islamic Elementary School in Temanggung Regency Period 2020/2021*

| Kecamatan /<br>District | Jumlah Murid MI / Student |      |       | Murid Mengulang / Re-Seat |      |       | Murid Putus Sekolah /<br>Dropout |      |       |
|-------------------------|---------------------------|------|-------|---------------------------|------|-------|----------------------------------|------|-------|
|                         | Lk/M                      | Pr/F | Jml/T | Lk/M                      | Pr/F | Jml/T | Lk/M                             | Pr/F | Jml/T |
| (1)                     | (2)                       | (3)  | (4)   | (5)                       | (6)  | (7)   | (8)                              | (9)  | (10)  |
| 1.Parakan               | 956                       | 988  | 1944  |                           |      |       |                                  |      |       |
| 2.Kledu                 | 228                       | 194  | 422   |                           |      |       |                                  |      |       |
| 3.Bansari               | 407                       | 419  | 826   |                           |      |       |                                  |      |       |
| 4.Bulu                  | 544                       | 475  | 1019  |                           |      |       |                                  |      |       |
| 5.Temanggung            | 406                       | 418  | 824   |                           |      |       |                                  |      |       |
| 6.Tlogomulyo            | 115                       | 89   | 204   |                           |      |       |                                  |      |       |
| 7.Tembarak              | 1069                      | 959  | 2028  |                           |      |       |                                  |      |       |
| 8.Selopampang           | 239                       | 212  | 451   |                           |      |       |                                  |      |       |
| 9.Kraggan               | 394                       | 364  | 758   |                           |      |       |                                  |      |       |
| 10.Pringsurat           | 947                       | 908  | 1855  |                           |      |       |                                  |      |       |
| 11.Kaloran              | 612                       | 559  | 1171  |                           |      |       |                                  |      |       |
| 12.Kandangan            | 1285                      | 1105 | 2390  |                           |      |       |                                  |      |       |
| 13.Kedu                 | 993                       | 894  | 1887  |                           |      |       |                                  |      |       |
| 14.Ngaderjo             | 345                       | 291  | 636   |                           |      |       |                                  |      |       |
| 15.Jumo                 | 462                       | 389  | 851   |                           |      |       |                                  |      |       |
| 16.Gemawang             | 408                       | 408  | 816   |                           |      |       |                                  |      |       |
| 17.Candiroto            | 372                       | 308  | 680   |                           |      |       |                                  |      |       |
| 18.Bejen                | 211                       | 150  | 361   |                           |      |       |                                  |      |       |
| 19.Tetep                | 375                       | 297  | 672   |                           |      |       |                                  |      |       |
| 20.Wonoboyo             | 247                       | 205  | 452   |                           |      |       |                                  |      |       |
| Jumlah 2020/2021        | 10615                     | 9632 | 20247 | 0                         | 0    | 0     | 0                                | 0    | 0     |
| 2019/2020               | 9925                      | 9057 | 18982 | 214                       | 100  | 314   | 5                                | 8    | 13    |
| 2020/2021               | 10219                     | 9273 | 19492 | 409                       | 157  | 566   | 12                               | 5    | 17    |
| 2017/2018               | 9834                      | 8748 | 18582 | 324                       | 128  | 452   | 16                               | 8    | 24    |
| 2016/2017               | 9397                      | 8269 | 17666 | 391                       | 168  | 559   | 7                                | 1    | 8     |

Sumber Data : Kementerian agama Kabupaten Temanggung

Source : Ministry of Religious Affairs of Temanggung Regency

Tabel/ Table 4.6.22

**Banyaknya Murid Madrasah Tsanawiyah (MTs) yang Mengulang  
dan Putus Sekolah Menurut Kecamatan di Kabupaten Temanggung**

**Tahun Ajaran 2020/2021**

*Number Dropout and Re-Seat Students of Islamic Junior High School in Temanggung Regency  
Period, 2020/2021*

| Kecamatan District | Jumlah Murid MI /<br>Student |      |               | Murid Mengulang / Re-<br>Seat |      |               | Murid Putus Sekolah /<br>Dropout |      |               |
|--------------------|------------------------------|------|---------------|-------------------------------|------|---------------|----------------------------------|------|---------------|
|                    | Lk/M                         | Pr/F | Jml/<br>Total | Lk/M                          | Pr/F | Jml/<br>Total | Lk/M                             | Pr/F | Jml/<br>Total |
| (1)                | (2)                          | (3)  | (4)           | (5)                           | (6)  | (7)           | (8)                              | (9)  | (10)          |
| 1. Parakan         | 574                          | 837  | 1411          | 0                             | 0    | 0             | 0                                | 0    | 0             |
| 2. Kledung         | 0                            | 0    | 0             | 0                             | 0    | 0             | 0                                | 0    | 0             |
| 3. Bansari         | 0                            | 0    | 0             | 0                             | 0    | 0             | 0                                | 0    | 0             |
| 4. Bulu            | 68                           | 80   | 148           | 0                             | 0    | 0             | 0                                | 0    | 0             |
| 5. Temanggung      | 113                          | 86   | 199           | 0                             | 0    | 0             | 0                                | 0    | 0             |
| 6. Tlogomulyo      | 0                            | 0    | 0             | 0                             | 0    | 0             | 0                                | 0    | 0             |
| 7. Tembarak        | 222                          | 318  | 540           | 0                             | 0    | 0             | 0                                | 0    | 0             |
| 8. Selopampang     | 226                          | 219  | 445           | 0                             | 0    | 0             | 0                                | 0    | 0             |
| 9. Kranggan        | 408                          | 368  | 776           | 0                             | 0    | 0             | 0                                | 0    | 0             |
| 10. Pringsurat     | 382                          | 370  | 752           | 0                             | 0    | 0             | 0                                | 0    | 0             |
| 11. Kaloran        | 172                          | 145  | 317           | 0                             | 0    | 0             | 0                                | 0    | 0             |
| 12. Kandangan      | 357                          | 244  | 601           | 0                             | 0    | 0             | 0                                | 0    | 0             |
| 13. Kedu           | 468                          | 535  | 1003          | 0                             | 0    | 0             | 0                                | 0    | 0             |
| 14. Ngadirejo      | 269                          | 183  | 452           | 0                             | 0    | 0             | 0                                | 0    | 0             |
| 15. Jumo           | 236                          | 257  | 493           | 0                             | 0    | 0             | 0                                | 0    | 0             |
| 16. Gemawang       | 85                           | 78   | 163           | 0                             | 0    | 0             | 0                                | 0    | 0             |
| 17. Candiroto      | 106                          | 111  | 217           | 0                             | 0    | 0             | 0                                | 0    | 0             |
| 18. Bejen          | 45                           | 34   | 79            | 0                             | 0    | 0             | 0                                | 0    | 0             |
| 19. Tretjep        | 128                          | 115  | 243           | 0                             | 0    | 0             | 0                                | 0    | 0             |
| 20. Wonoboyo       | 59                           | 64   | 123           | 0                             | 0    | 0             | 0                                | 0    | 0             |
| Jumlah 2020/2021   | 3918                         | 4044 | 7962          | 0                             | 0    | 0             | 0                                | 0    | 0             |
| 2019/2020          | 3663                         | 3782 | 7445          | 22                            | 5    | 27            | 29                               | 8    | 37            |
| 2018/2019          | 4026                         | 3920 | 7946          | 31                            | 0    | 31            | 49                               | 20   | 69            |
| 2017/2018          | 4086                         | 3985 | 8071          | 14                            | 0    | 14            | 34                               | 11   | 45            |
| 2016/2017          | 3785                         | 3956 | 7741          | 3                             | 1    | 4             | 16                               | 7    | 23            |

Sumber Data : Kementerian Agama Kabupaten Temanggung

Source : Ministry of Religious Affairs of Temanggung Regency

**Tabel/ Table 4.6.23**  
**Banyaknya Murid Madrasah Aliyah (MA) yang Mengulang**  
**dan Putus Sekolah Menurut Kecamatan**  
**di Kabupaten Temanggung Tahun Ajaran 2020/2021**

*Number Dropout and Re-Seat Student of Islamic Elementary School in Temanggung Regency Period 2020/2021*

| Kecamatan /<br>District | Jumlah Murid MA /<br>Student |      |       | Murid Mengulang /<br>Seat |      |       | Re- Murid Putus Sekolah /<br>Dropout |      |       |
|-------------------------|------------------------------|------|-------|---------------------------|------|-------|--------------------------------------|------|-------|
|                         | Lk/M                         | Pr/F | Jml/T | Lk/M                      | Pr/F | Jml/T | Lk/M                                 | Pr/F | Jml/T |
| (1)                     | (2)                          | (3)  | (4)   | (5)                       | (6)  | (7)   | (8)                                  | (9)  | (10)  |
| 1.Parakan               | 68                           | 117  | 185   | 0                         | 0    | 0     | 0                                    | 0    | 0     |
| 2.Kledu                 | 0                            | 0    | 0     | 0                         | 0    | 0     | 0                                    | 0    | 0     |
| 3.Bansari               | 0                            | 0    | 0     | 0                         | 0    | 0     | 0                                    | 0    | 0     |
| 4.Bulu                  | 26                           | 48   | 74    | 0                         | 0    | 0     | 0                                    | 0    | 0     |
| 5.Temanggung            | 514                          | 914  | 1428  | 0                         | 0    | 0     | 0                                    | 0    | 0     |
| 6.Tlogomulyo            | 0                            | 0    | 0     | 0                         | 0    | 0     | 0                                    | 0    | 0     |
| 7.Tembarak              | 242                          | 370  | 612   | 0                         | 0    | 0     | 0                                    | 0    | 0     |
| 8.Selopampang           | 188                          | 184  | 372   | 0                         | 0    | 0     | 0                                    | 0    | 0     |
| 9.Kraggan               | 76                           | 137  | 213   | 0                         | 0    | 0     | 0                                    | 0    | 0     |
| 10.Pringsurat           | 235                          | 313  | 548   | 0                         | 0    | 0     | 0                                    | 0    | 0     |
| 11.Kaloran              | 0                            | 0    | 0     | 0                         | 0    | 0     | 0                                    | 0    | 0     |
| 12.Kandangan            | 99                           | 77   | 176   | 0                         | 0    | 0     | 0                                    | 0    | 0     |
| 13.Kedu                 | 92                           | 169  | 261   | 0                         | 0    | 0     | 0                                    | 0    | 0     |
| 14.Ngaderjo             | 0                            | 0    | 0     | 0                         | 0    | 0     | 0                                    | 0    | 0     |
| 15.Jumo                 | 0                            | 0    | 0     | 0                         | 0    | 0     | 0                                    | 0    | 0     |
| 16.Gemawang             | 66                           | 56   | 122   | 0                         | 0    | 0     | 0                                    | 0    | 0     |
| 17.Candiroto            | 47                           | 94   | 141   | 0                         | 0    | 0     | 0                                    | 0    | 0     |
| 18.Bejen                | 0                            | 0    | 0     | 0                         | 0    | 0     | 0                                    | 0    | 0     |
| 19.Tetep                | 0                            | 0    | 0     | 0                         | 0    | 0     | 0                                    | 0    | 0     |
| 20.Wonobooyo            | 93                           | 65   | 158   | 0                         | 0    | 0     | 0                                    | 0    | 0     |
| Jumlah 2020/2021        | 1746                         | 2544 | 4290  | 0                         | 0    | 0     | 0                                    | 0    | 9     |
| 2019/2020               | 1621                         | 2400 | 4021  | 1                         | 0    | 1     | 6                                    | 4    | 9     |
| 2018/2019               | 1535                         | 2276 | 3811  | 1                         | 3    | 4     | 4                                    | 5    | 9     |
| 2017/2018               | 1359                         | 2160 | 3519  | 2                         | 1    | 3     | 9                                    | 11   | 20    |
| 2016/2017               | 1235                         | 1992 | 3227  | 1                         | 0    | 1     | 7                                    | 2    | 9     |

Sumber Data : Kementerian Agama Kabupaten Temanggung  
Source : Ministry of Religious Affairs of Temanggung Regency

**Tabel / Table 4.6.24**  
**Jumlah Pondok Pesantren dan Santri**  
**Menurut Kecamatan di Kabupaten Temanggung,2020**  
*Number of Islamic Boarding School by District Temanggung Regency,2020*

| Kecamatan / District | Pondok Pesantren/ Islamic Boarding School |                  |                    |                |
|----------------------|-------------------------------------------|------------------|--------------------|----------------|
|                      | Jumlah/ Total                             |                  |                    |                |
|                      | Tempat / Location                         | Santri/ Puplis   |                    | Jumlah / Total |
| (1)                  | (2)                                       | Laki laki / Male | Perempuan / Female | (5)            |
| 1. Parakan           | 17                                        | 748              | 715                | 1 463          |
| 2. Kledung           | 0                                         | 0                | 0                  | 0              |
| 3. Bansari           | 1                                         | 38               | 32                 | 70             |
| 4. Bulu              | 14                                        | 498              | 490                | 988            |
| 5. Temanggung        | 25                                        | 1 263            | 1 254              | 2 517          |
| 6. Tlogomulyo        | 4                                         | 112              | 171                | 283            |
| 7. Tembarak          | 13                                        | 1 729            | 682                | 2 411          |
| 8. Selopampang       | 6                                         | 813              | 704                | 1 517          |
| 9. Kranggan          | 11                                        | 875              | 869                | 1 744          |
| 10. Pringsurat       | 18                                        | 986              | 981                | 1 967          |
| 11. Kaloran          | 8                                         | 412              | 471                | 883            |
| 12. Kandangan        | 15                                        | 533              | 268                | 801            |
| 13. Kedu             | 17                                        | 1 456            | 1 354              | 2 810          |
| 14. Ngadirejo        | 6                                         | 229              | 339                | 568            |
| 15. Jumo             | 8                                         | 186              | 182                | 368            |
| 16. Gemawang         | 4                                         | 250              | 149                | 399            |
| 17. Candiroto        | 2                                         | 292              | 270                | 562            |
| 18. Bejen            | 2                                         | 112              | 18                 | 130            |
| 19. Tretep           | 1                                         | 22               | 15                 | 37             |
| 20. Wonobojo         | 7                                         | 642              | 355                | 997            |
| Jumlah/Total 2020    | 179                                       | 11 196           | 9 319              | 20 515         |
| 2019                 | 193                                       | 9 207            | 7 738              | 16 945         |
| 2018                 | 189                                       | 9 725            | 8 840              | 18 565         |
| 2017                 | 181                                       | 9 736            | 8 722              | 18 458         |
| 2016                 | 175                                       | 7 101            | 6 278              | 13 379         |

Sumber Data : Kementerian Agama Kabupaten Temanggung  
Source : Ministry of Religious Affairs of Temanggung Regency

Tabel /Table 4.6.25

**Jumlah Taman Pendidikan Alquran (TPQ)  
Jumlah Pengajar dan Jumlah Santri Menurut Kecamatan  
di Kabupaten Temanggung, 2020**

*Number of Alqur'an Education Units, Teachers and Students in Temanggung Regency, 2020*

| Kecamatan /<br>District | TPQ   | Jumlah Pengajar / Teachers |                     |                | Jumlah Santri / Students |                     |                |
|-------------------------|-------|----------------------------|---------------------|----------------|--------------------------|---------------------|----------------|
|                         |       | Laki-laki<br>Male          | Perempuan<br>Female | Jml /<br>Total | Laki-laki<br>Male        | Perempuan<br>Female | Jml /<br>Total |
| (1)                     | (2)   | (3)                        | (4)                 | (5)            | (6)                      | (7)                 | (8)            |
| 1. Parakan              | 129   | 209                        | 216                 | 425            | 2 400                    | 3 112               | 5 512          |
| 2. Kledung              | 56    | 194                        | 74                  | 268            | 1 074                    | 1 324               | 2 398          |
| 3. Bansari              | 44    | 169                        | 141                 | 310            | 1 092                    | 1 823               | 2 915          |
| 4. Bulu                 | 67    | 312                        | 211                 | 523            | 2 156                    | 2 611               | 4 767          |
| 5. Temanggung           | 131   | 332                        | 256                 | 588            | 2 512                    | 2 517               | 5 029          |
| 6. Tlogomulyo           | 46    | 143                        | 131                 | 274            | 864                      | 1 018               | 1 882          |
| 7. Tembarak             | 79    | 264                        | 257                 | 521            | 1 921                    | 1 998               | 3 919          |
| 8. Selopampang          | 69    | 214                        | 116                 | 330            | 1 843                    | 1 912               | 3 755          |
| 9. Kranggan             | 83    | 312                        | 124                 | 436            | 2 268                    | 2 686               | 4 954          |
| 10. Pringsurat          | 119   | 456                        | 152                 | 608            | 2 434                    | 2 413               | 4 847          |
| 11. Kaloran             | 127   | 226                        | 236                 | 462            | 1 964                    | 1 992               | 3 956          |
| 12. Kandangan           | 111   | 292                        | 274                 | 566            | 2 406                    | 2 966               | 5 372          |
| 13. Kedu                | 124   | 227                        | 198                 | 425            | 2 587                    | 3 114               | 5 701          |
| 14. Ngadirejo           | 87    | 234                        | 213                 | 447            | 1 517                    | 1 457               | 2 974          |
| 15. Jumo                | 89    | 243                        | 153                 | 396            | 1 692                    | 2 348               | 4 040          |
| 16. Gemawang            | 69    | 271                        | 223                 | 494            | 1 329                    | 1 614               | 2 943          |
| 17. Candiroto           | 59    | 228                        | 194                 | 422            | 1 821                    | 2 238               | 4 059          |
| 18. Bejen               | 64    | 176                        | 186                 | 362            | 1 149                    | 1 204               | 2 353          |
| 19. Tretep              | 47    | 268                        | 143                 | 411            | 1 439                    | 1 462               | 2 901          |
| 20. Wonobojo            | 56    | 292                        | 136                 | 428            | 1 637                    | 1 596               | 3 233          |
| Jumlah/Total 2020       | 1 656 | 5 062                      | 3 634               | 8 696          | 36 105                   | 41 405              | 77 510         |
| 2019                    | 1 582 | 4 443                      | 3 290               | 7 733          | 34 862                   | 39 203              | 74 065         |
| 2018                    | 1 469 | 3 806                      | 2 448               | 6 253          | 33 921                   | 39 515              | 73 436         |
| 2017                    | 1 399 | 4 485                      | 2 613               | 7 098          | 34 389                   | 38 278              | 72 667         |
| 2016                    | 1 383 | 4 456                      | 2 598               | 7 054          | 34 075                   | 38 794              | 72 869         |

Sumber Data : Kementerian Agama Kabupaten Temanggung

Source : Ministry of Religious Affairs of Temanggung Regency

**Tabel / Table 4.6.26**  
**Banyaknya Sekolah Diniyah Menurut Kecamatan**  
**di Kabupaten Temanggung, 2020**  
*Number of Diniyah School by District in Temanggung Regency, 2020*

| Kecamatan /<br>District | Sekolah Diniyah / Diniyah School |        |      |
|-------------------------|----------------------------------|--------|------|
|                         | Awaliyah                         | Wustha | Ulya |
| (1)                     | (2)                              | (3)    | (4)  |
| 1. Parakan              | 13                               | -      | -    |
| 2. Kledung              | 7                                | -      | -    |
| 3. Bansari              | 2                                | -      | -    |
| 4. Bulu                 | 13                               | -      | -    |
| 5. Temanggung           | 11                               | -      | -    |
| 6. Tlogomulyo           | 6                                | -      | -    |
| 7. Tembarak             | 4                                | -      | -    |
| 8. Selopampang          | 5                                | -      | -    |
| 9. Kranggan             | 12                               | -      | -    |
| 10. Pringsurat          | 18                               | -      | -    |
| 11. Kaloran             | 5                                | -      | -    |
| 12. Kandangan           | 9                                | -      | -    |
| 13. Kedu                | 18                               | -      | -    |
| 14. Ngadirejo           | 16                               | -      | -    |
| 15. Jumo                | 5                                | -      | -    |
| 16. Gemawang            | 11                               | -      | -    |
| 17. Candiroto           | 3                                | -      | -    |
| 18. Bejen               | 2                                | -      | -    |
| 19. Tretep              | 5                                | -      | -    |
| 20. Wonobojo            | 11                               | -      | -    |
| Jumlah/Total 2020       | 176                              | -      | -    |
| 2019                    | 191                              | 40     | 11   |
| 2018                    | 178                              | 79     | 32   |
| 2017                    | 159                              | 77     | 32   |
| 2016                    | 158                              | 40     | 11   |

Sumber Data : Kementerian Agama Kabupaten Temanggung

Source : Ministry of Religious Affairs of Temanggung Regency

**Tabel / Table 4.6.27**  
**Banyaknya Perkara yang Masuk**  
**Menurut Jenis Perkara di Kabupaten Temanggung,2020**  
*Incomming Case in Temanggung Regency Islamic Court,2020*

| Jenis Perkara / Cases                   | Sisa Tahun<br>lalu /The<br>last Year<br>Case | Masuk<br>Tahun ini<br>/Incoming<br>Case | Jumlah /<br>Total | Putus Cases<br>/ Was<br>Decided | Dicabut, Tdk<br>Diterima,<br>ditolak | Sisa Tahun<br>ini / The rest<br>of case |
|-----------------------------------------|----------------------------------------------|-----------------------------------------|-------------------|---------------------------------|--------------------------------------|-----------------------------------------|
| (1)                                     | (2)                                          | (3)                                     | (4)               | (5)                             | (6)                                  | (7)                                     |
| 1. Cerai Talak                          | 25                                           | 402                                     | 427               | 401                             | 12                                   | 26                                      |
| 2. Cerai Gugat                          | 73                                           | 1095                                    | 1168              | 1106                            | 51                                   | 62                                      |
| 3. Ijin Poligami                        | 0                                            | 4                                       | 4                 | 4                               | 2                                    | 0                                       |
| 4. Pembatalan Perkawinan                | 0                                            | 0                                       | 0                 | 0                               | 0                                    | 0                                       |
| 5. Harta Bersama                        | 0                                            | 2                                       | 2                 | 1                               | 1                                    | 1                                       |
| 6. Dispensasi Perkawinan                | 0                                            | 581                                     | 581               | 567                             | 2                                    | 14                                      |
| 7. Pengesahan Anak                      | 0                                            | 0                                       | 0                 | 0                               | 0                                    | 0                                       |
| 8. Wali Adlol                           | 0                                            | 5                                       | 5                 | 4                               | 1                                    | 1                                       |
| 9. Warisan                              | 1                                            | 4                                       | 5                 | 3                               | 1                                    | 2                                       |
| 10. Penguasaan Anak                     | 0                                            | 1                                       | 1                 | 1                               | 0                                    | 0                                       |
| 11. Asal-usul Anak                      | 0                                            | 1                                       | 1                 | 1                               | 0                                    | 0                                       |
| 12. Perwalian                           | 0                                            | 5                                       | 5                 | 4                               | 0                                    | 1                                       |
| 13. Istbat Nikah                        | 0                                            | 0                                       | 0                 | 0                               | 0                                    | 0                                       |
| 14. Wakaf/<br>Waqf                      | 0                                            | 0                                       | 0                 | 0                               | 0                                    | 0                                       |
| 15. P3HP                                | 0                                            | 7                                       | 7                 | 7                               | 0                                    | 0                                       |
| 16. Ekonomi Syariah<br>Islamic Economic | 0                                            | 6                                       | 6                 | 3                               | 2                                    | 3                                       |
| 17. Lain-lain<br>Others                 | 0                                            | 11                                      | 11                | 11                              | 0                                    | 0                                       |
| Jumlah/Total 2020                       | 99                                           | 2124                                    | 2223              | 2113                            | 72                                   | 110                                     |
| 2019                                    | 214                                          | 1950                                    | 2164              | 1936                            | 129                                  | 99                                      |
| 2018                                    | 221                                          | 1851                                    | 1872              | 1753                            | 105                                  | 214                                     |
| 2017                                    | 237                                          | 1803                                    | 2040              | 1721                            | 98                                   | 222                                     |
| 2016                                    | 332                                          | 1989                                    | 1321              | 1634                            | 119                                  | 237                                     |

Sumber data : Kantor Pengadilan agama Klas I -B Kabupaten Temanggung

Source : *Islamic Court Level I - B in Temanggung Regency*

**Tabel/Table 4.6.28**  
**Banyaknya Perceraian Menurut Bulan dan Faktor Penyebab Perceraian**  
**di Kabupaten Temanggung, 2020**

*Number of Divorce and its Cautional Factor in Temanggung Regency, 2020*

| No.               | Bulan<br><i>Month</i>         | Moral                      |                                       |                            | Meninggalkan Kewajiban              |                                 |                                                           | Kawin<br>Dibawah<br>Umur /<br>Under |
|-------------------|-------------------------------|----------------------------|---------------------------------------|----------------------------|-------------------------------------|---------------------------------|-----------------------------------------------------------|-------------------------------------|
|                   |                               | Poligami<br>Tidak<br>Sehat | Krisis<br>Akhlak /<br>Moral<br>Crisis | Cemburu/<br><i>Jealous</i> | Kawin<br>Paksa /<br>Mating<br>Force | Ekonomi<br>/Economic<br>Problem | Tidak Ada<br>Tanggung<br>Jawab / No<br>Responsibilit<br>y |                                     |
| ##                | (2)                           | (3)                        | (4)                                   | (5)                        | (6)                                 | (7)                             | (8)                                                       | (9)                                 |
| 1                 | Januari<br><i>January</i>     | 1                          | 0                                     | 0                          | 0                                   | 43                              | 62                                                        | 0                                   |
| 2                 | Febuari<br><i>February</i>    | 0                          | 0                                     | 0                          | 0                                   | 26                              | 37                                                        | 0                                   |
| 3                 | Maret<br><i>March</i>         | 0                          | 0                                     | 0                          | 0                                   | 34                              | 41                                                        | 0                                   |
| 4                 | April<br><i>April</i>         | 1                          | 0                                     | 0                          | 0                                   | 27                              | 64                                                        | 0                                   |
| 5                 | Mei<br><i>May</i>             | 0                          | 0                                     | 0                          | 0                                   | 11                              | 29                                                        | 0                                   |
| 6                 | Juni<br><i>June</i>           | 1                          | 0                                     | 0                          | 0                                   | 17                              | 51                                                        | 0                                   |
| 7                 | Juli<br><i>July</i>           | 1                          | 0                                     | 0                          | 0                                   | 27                              | 48                                                        | 0                                   |
| 8                 | Agustus<br><i>August</i>      | 0                          | 0                                     | 1                          | 0                                   | 38                              | 43                                                        | 0                                   |
| 9                 | September<br><i>September</i> | 0                          | 1                                     | 0                          | 0                                   | 24                              | 36                                                        | 0                                   |
| 10                | Oktober<br><i>October</i>     | 0                          | 0                                     | 0                          | 0                                   | 12                              | 32                                                        | 0                                   |
| 11                | November<br><i>November</i>   | 0                          | 0                                     | 0                          | 0                                   | 26                              | 44                                                        | 0                                   |
| 12                | Desember<br><i>December</i>   | 0                          | 1                                     | 0                          | 0                                   | 18                              | 39                                                        | 0                                   |
| Jumlah/Total 2020 |                               | 4                          | 2                                     | 1                          | 0                                   | 303                             | 526                                                       | 0                                   |
| 2019              |                               | 7                          | 3                                     | 0                          | 6                                   | 159                             | 385                                                       | 0                                   |
| 2018              |                               | 1                          | 19                                    | 0                          | 10                                  | 366                             | 547                                                       | 0                                   |
| 2017              |                               | 0                          | 0                                     | 0                          | 0                                   | 671                             | 45                                                        | 0                                   |
| 2016              |                               | 0                          | 0                                     | 0                          | 0                                   | 628                             | 224                                                       | 0                                   |

Sumber Data : Kantor Pengadilan Agama Klas I-B Kabupaten Temanggung

Source : *Islamic Court Level I-B in Temanggung Regency*



**Tabel/ Table 4.6.28**  
**Lanjutan/Continued**

| No.               | Bulan<br>Month         | Pengani<br>yaan | Dihukum/<br>Jailed | Cacat<br>Biologis | Terus Menerus Berselisih |                             |                             |                           | Jumlah /<br>Total *) |
|-------------------|------------------------|-----------------|--------------------|-------------------|--------------------------|-----------------------------|-----------------------------|---------------------------|----------------------|
|                   |                        |                 |                    |                   | Politi<br>s              | Gangguan<br>Pihak<br>Ketiga | Tdk Ada<br>Keharmoni<br>san | Lain-<br>lain /<br>Others |                      |
| (1)               | (2)                    | (10)            | (11)               | (12)              | (13)                     | (14)                        | (15)                        | (16)                      | (17)                 |
| 1                 | Januari<br>January     | 0               | 0                  | 0                 | 0                        | 0                           | 150                         | 1                         | 151                  |
| 2                 | Febuari<br>February    | 0               | 0                  | 0                 | 0                        | 0                           | 132                         | 0                         | 132                  |
| 3                 | Maret<br>March         | 0               | 0                  | 0                 | 0                        | 0                           | 145                         | 1                         | 146                  |
| 4                 | April<br>April         | 0               | 0                  | 0                 | 0                        | 0                           | 98                          | 1                         | 99                   |
| 5                 | Mei<br>May             | 0               | 0                  | 0                 | 0                        | 0                           | 61                          | 0                         | 61                   |
| 6                 | Juni<br>June           | 0               | 0                  | 0                 | 0                        | 0                           | 53                          | 0                         | 53                   |
| 7                 | Juli<br>July           | 0               | 0                  | 0                 | 0                        | 0                           | 115                         | 0                         | 115                  |
| 8                 | Agustus<br>August      | 0               | 0                  | 0                 | 0                        | 0                           | 147                         | 0                         | 147                  |
| 9                 | September<br>September | 0               | 0                  | 0                 | 0                        | 0                           | 149                         | 0                         | 149                  |
| 10                | Oktober<br>October     | 0               | 0                  | 0                 | 0                        | 0                           | 116                         | 0                         | 116                  |
| 11                | November<br>November   | 0               | 0                  | 0                 | 0                        | 1                           | 125                         | 3                         | 129                  |
| 12                | Desember<br>December   | 0               | 0                  | 0                 | 0                        | 0                           | 114                         | 0                         | 114                  |
| Jumlah/Total 2020 |                        | 0               | 0                  | 0                 | 0                        | 1                           | 1405                        | 6                         | 1412                 |
| 2019              |                        | 4               | 1                  | 0                 | 0                        | 0                           | 1162                        | 9                         | 1736                 |
| 2018              |                        | 24              | 2                  | 0                 | 0                        | 0                           | 568                         | 0                         | 1537                 |
| 2017              |                        | 0               | 0                  | 0                 | 0                        | 0                           | 673                         | 20                        | 1414                 |
| 2016              |                        | 0               | 0                  | 0                 | 0                        | 43                          | 533                         | 38                        | 1466                 |

Sumber Data : Kantor Pengadilan Agama Klas I-B Kabupaten Temanggung

Source : Islamic Court Level I-B in Temanggung Regency

**Tabel/table 4.6.29**  
**Banyaknya Perkara yang Diterima Pengadilan Agama**  
**Menurut Kecamatan di Kabupaten Temanggung, 2020**  
*Incomming Cases of Islamic Court in Temanggung Regency by District, 2020*

| Kecamatan /<br>District | Talak / Divorce | Ceraai / Final Divorce | Ijin Poligami /<br>Permission of<br>Polygamy | Dispensasi Kawin /<br>Marriage<br>Dispensation |
|-------------------------|-----------------|------------------------|----------------------------------------------|------------------------------------------------|
| (1)                     | (2)             | (3)                    | (4)                                          | (5)                                            |
| 1. Parakan              | 37              | 89                     | 1                                            | 14                                             |
| 2. Kledung              | 12              | 24                     |                                              | 19                                             |
| 3. Bansari              | 14              | 22                     |                                              | 14                                             |
| 4. Bulu                 | 19              | 55                     |                                              | 41                                             |
| 5. Temanggung           | 27              | 99                     | 1                                            | 14                                             |
| 6. Tlogomulyo           | 16              | 34                     |                                              | 12                                             |
| 7. Tembarak             | 11              | 48                     |                                              | 14                                             |
| 8. Selopampang          | 6               | 24                     |                                              | 16                                             |
| 9. Kranggan             | 22              | 58                     |                                              | 34                                             |
| 10. Pringsurat          | 22              | 76                     |                                              | 35                                             |
| 11. Kaloran             | 16              | 63                     |                                              | 21                                             |
| 12. Kandangan           | 22              | 67                     | 1                                            | 23                                             |
| 13. Kedu                | 23              | 89                     |                                              | 46                                             |
| 14. Ngadirejo           | 29              | 52                     |                                              | 42                                             |
| 15. Jumo                | 22              | 27                     |                                              | 21                                             |
| 16. Gemawang            | 19              | 44                     | 1                                            | 33                                             |
| 17. Candiroto           | 14              | 38                     |                                              | 28                                             |
| 18. Bejen               | 9               | 32                     |                                              | 13                                             |
| 19. Tretjep             | 4               | 23                     |                                              | 43                                             |
| 20. Wonoboyo            | 12              | 37                     |                                              | 37                                             |
| <hr/>                   |                 |                        |                                              |                                                |
| Jumlah/Total 2020       | 356             | 1 001                  | 4                                            | 520                                            |
| 2019                    | 468             | 1 212                  | 6                                            | 223                                            |
| 2018                    | 474             | 1 195                  | 7                                            | 130                                            |
| 2018                    | 474             | 1 195                  | 7                                            | 130                                            |
| 2017                    | 468             | 1 154                  | 10                                           | 110                                            |
| 2016                    | 468             | 986                    | 10                                           | 130                                            |

Sumber data : Kantor Pengadilan agama Klas I -B Kabupaten Temanggung

Source : Islamic Court Level I - B in Temanggung Regency

**Tabel/Table 4.6.29**  
**Lanjutan / Continue**

| Kecamatan / District | Wali Adhol /<br>Adhol<br>Guardian | Kewarisan /<br>Inheritance | Istbat<br>Nikah | Pembatalan<br>Perkawinan | Harta<br>Bersama /<br>Joint<br>Property | Wakaf /<br>Waqf | Perwalian /<br>Custody |
|----------------------|-----------------------------------|----------------------------|-----------------|--------------------------|-----------------------------------------|-----------------|------------------------|
| (1)                  | (6)                               | (7)                        | (8)             | (9)                      | (10)                                    | (11)            | (12)                   |
| 1. Parakan           | -                                 | -                          | -               | -                        | -                                       | -               | 2                      |
| 2. Kledung           | 1                                 | 1                          | -               | -                        | -                                       | -               | -                      |
| 3. Bansari           | -                                 | -                          | -               | -                        | -                                       | -               | -                      |
| 4. Bulu              | 1                                 | -                          | -               | -                        | -                                       | -               | -                      |
| 5. Temanggung        | 1                                 | 1                          | -               | -                        | -                                       | -               | 2                      |
| 6. Tlogomulyo        | -                                 | -                          | -               | -                        | -                                       | -               | -                      |
| 7. Tembarak          | -                                 | -                          | -               | -                        | -                                       | -               | 1                      |
| 8. Selopampang       | -                                 | -                          | -               | -                        | -                                       | -               | -                      |
| 9. Kranggan          | -                                 | 1                          | -               | -                        | -                                       | -               | -                      |
| 10. Pringsurat       | -                                 | -                          | -               | -                        | 1                                       | -               | -                      |
| 11. Kaloran          | -                                 | 1                          | -               | -                        | 1                                       | -               | -                      |
| 12. Kandangan        | -                                 | -                          | -               | -                        | -                                       | -               | -                      |
| 13. Kedu             | -                                 | -                          | -               | -                        | -                                       | -               | -                      |
| 14. Ngadirejo        | -                                 | -                          | -               | -                        | -                                       | -               | -                      |
| 15. Jumo             | -                                 | -                          | -               | -                        | -                                       | -               | -                      |
| 16. Gemawang         | -                                 | -                          | -               | -                        | -                                       | -               | -                      |
| 17. Candiroto        | 1                                 | -                          | -               | -                        | -                                       | -               | -                      |
| 18. Bejen            | 1                                 | -                          | -               | -                        | -                                       | -               | -                      |
| 19. Tretjep          | -                                 | -                          | -               | -                        | -                                       | -               | -                      |
| 20. Wonobojo         | -                                 | -                          | -               | -                        | -                                       | -               | -                      |
| Jumlah/Total 2020    | 5                                 | 4                          | -               | -                        | 2                                       | -               | 5                      |
| 2019                 | 6                                 | 2                          | 2               | -                        | -                                       | -               | 3                      |
| 2018                 | 2                                 | 4                          | 3               | -                        | 3                                       | -               | 3                      |
| 2017                 | 5                                 | 1                          | 6               | 1                        | 2                                       | -               | 2                      |
| 2016                 | 2                                 | 2                          | 3               | 1                        | -                                       | -               | 5                      |

Sumber data : Kantor Pengadilan Agama Klas I -B Kabupaten Temanggung  
Source : Islamic Court Level I - B in Temanggung Regency

Tabel / Table 4.6.29  
Lanjutan / Continue

| Kecamatan / District | Pengesahan Anak / Child Legality | Ekonomi Syariah / Islamic Economic | Lain lain / Others | Jumlah / Total |
|----------------------|----------------------------------|------------------------------------|--------------------|----------------|
| (1)                  | (13)                             | (14)                               | (15)               | (16)           |
| 1. Parakan           | -                                | -                                  | 1                  | 144            |
| 2. Kledung           | -                                | -                                  | 2                  | 59             |
| 3. Bansari           | -                                | -                                  | -                  | 50             |
| 4. Bulu              | -                                | -                                  | -                  | 116            |
| 5. Temanggung        | -                                | 1                                  | 3                  | 149            |
| 6. Tlogomulyo        | -                                | -                                  | 1                  | 63             |
| 7. Tembarak          | -                                | 3                                  | -                  | 77             |
| 8. Selopampang       | -                                | -                                  | -                  | 46             |
| 9. Kranggan          | 1                                | -                                  | 1                  | 117            |
| 10. Pringsurat       | -                                | -                                  | -                  | 134            |
| 11. Kaloran          | -                                | -                                  | 1                  | 103            |
| 12. Kandangan        | -                                | -                                  | 1                  | 114            |
| 13. Kedu             | -                                | -                                  | 1                  | 159            |
| 14. Ngadirejo        | -                                | -                                  | -                  | 123            |
| 15. Jumo             | -                                | -                                  | -                  | 70             |
| 16. Gemawang         | -                                | -                                  | -                  | 97             |
| 17. Candiroto        | -                                | -                                  | -                  | 81             |
| 18. Bejen            | -                                | -                                  | -                  | 55             |
| 19. Tretep           | -                                | -                                  | -                  | 70             |
| 20. Wonoboyo         | -                                | -                                  | -                  | 86             |
| Jumlah/Total 2020    | 1                                | 4                                  | 11                 | 1913           |
| 2019                 | 3                                | 5                                  | 20                 | 1950           |
| 2018                 | 2                                | 1                                  | 24                 | 1848           |
| 2017                 | 1                                | 1                                  | 40                 | 2073           |
| 2016                 |                                  | 1                                  | 39                 | 141            |

Sumber data : Kantor Pengadilan Agama Klas I -B Kabupaten Temanggung

Source : Islamic Court Level I - B in Temanggung Regency

Tabel / Table 4.6.30.

**Jumlah Perkara Yang Diterima Pada Pengadilan Agama Kelas I-B  
Menurut Bulan dan Jenisnya di Kabupaten Temanggung, 2020**

*Incoming Cases of Islamic Court Level I-B in Temanggung Regency by District, 2020*

| A. PERKAWINAN / Marriage         |               |                       |                         |                       |                                      |             |             |               |                 |
|----------------------------------|---------------|-----------------------|-------------------------|-----------------------|--------------------------------------|-------------|-------------|---------------|-----------------|
| Bulan / Month                    | Ijin Poligami | Pencegahan Perkawinan | Penolakan Perk Oleh PPN | Pembatalan Perkawinan | Kelalaian Atas Kewajiban Suami/Istri | Cerai Talak | Cerai Gugat | Harta Bersama | Penguasaan Anak |
| (1)                              | (2)           | (3)                   | (4)                     | (5)                   | (6)                                  | (7)         | (8)         | (9)           | (10)            |
| 1. Januari<br><i>January</i>     | 1             | 0                     | 0                       | 0                     | 0                                    | 51          | 133         | 0             | 0               |
| 2. Februari<br><i>February</i>   | 0             | 0                     | 0                       | 0                     | 0                                    | 36          | 96          | 0             | 0               |
| 3. Maret<br><i>March</i>         | 0             | 0                     | 0                       | 0                     | 0                                    | 27          | 78          | 0             | 0               |
| 4. April<br><i>April</i>         | 1             | 0                     | 0                       | 0                     | 0                                    | 14          | 17          | 0             | 0               |
| 5. Mei<br><i>May</i>             | 0             | 0                     | 0                       | 0                     | 0                                    | 6           | 14          | 0             | 0               |
| 6. Juni<br><i>June</i>           | 1             | 0                     | 0                       | 0                     | 0                                    | 56          | 144         | 0             | 0               |
| 7. Juli<br><i>July</i>           | 1             | 0                     | 0                       | 0                     | 0                                    | 51          | 146         | 0             | 0               |
| 8. Agustus<br><i>August</i>      | 0             | 0                     | 0                       | 0                     | 0                                    | 24          | 91          | 0             | 0               |
| 9. September<br><i>September</i> | 0             | 0                     | 0                       | 0                     | 0                                    | 51          | 114         | 1             | 0               |
| 10. Oktober<br><i>October</i>    | 0             | 0                     | 0                       | 0                     | 0                                    | 27          | 112         | 0             | 0               |
| 11. Nopember<br><i>November</i>  | 0             | 0                     | 0                       | 0                     | 0                                    | 36          | 99          | 1             | 1               |
| 12. Desember<br><i>December</i>  | 0             | 0                     | 0                       | 0                     | 0                                    | 24          | 50          | 0             | 0               |
| Jumlah/Total 2020                | 4             | -                     | -                       | -                     | -                                    | 403         | 1 094       | 2             | 1               |
| 2019                             | 6             | -                     | -                       | -                     | -                                    | 469         | 1 211       | 0             | 3               |
| 2018                             | 7             | -                     | -                       | 0                     | -                                    | 471         | 1 201       | 3             | 2               |
| 2017                             | 11            | -                     | -                       | 1                     | -                                    | 474         | 1 154       | -             | -               |
| 2016                             | 5             | -                     | -                       | 1                     | -                                    | 481         | 989         | 0             | -               |

Suber Data : Kantor Pengadilan Agama Klas I - B Kabupaten Temanggung

Source : Islamic court Level I - B in Temanggung Regency

**Tabel / Table 4.6.30.**  
**Lanjutan/Continued**

| A. PERKAWINAN / Marriage         |                      |                       |                 |                           |           |                     |                           |                          |                |
|----------------------------------|----------------------|-----------------------|-----------------|---------------------------|-----------|---------------------|---------------------------|--------------------------|----------------|
| Bulan Month                      | Nafkah Anak Oleh Ibu | Hak - hak Bekas Istri | Pengesahan Anak | Pencabutan Kek. Orang Tua | Perwalian | Pencabutan Kek Wali | Penunj. Org Lain Sbg Wali | Ganti Rugi Terhadap Wali | Asal Usul Anak |
| (1)                              | (11)                 | (12)                  | (13)            | (14)                      | (15)      | (16)                | (17)                      | (18)                     | (19)           |
| 1. Januari<br><i>January</i>     | -                    | -                     | -               | -                         | -         | -                   | -                         | -                        | -              |
| 2. Febuari<br><i>February</i>    | -                    | -                     | -               | -                         | -         | -                   | -                         | -                        | -              |
| 3. Maret<br><i>March</i>         | -                    | -                     | -               | -                         | -         | -                   | 1                         | -                        | -              |
| 4. April<br><i>April</i>         | -                    | -                     | -               | -                         | -         | -                   | -                         | -                        | -              |
| 5. Mei<br><i>May</i>             | -                    | -                     | -               | -                         | -         | -                   | -                         | -                        | -              |
| 6. Juni<br><i>June</i>           | -                    | -                     | -               | -                         | -         | -                   | -                         | -                        | -              |
| 7. Juli<br><i>July</i>           | -                    | -                     | -               | -                         | -         | -                   | 2                         | -                        | -              |
| 8. Agustus<br><i>August</i>      | -                    | -                     | -               | -                         | -         | -                   | -                         | -                        | 1              |
| 9. September<br><i>September</i> | -                    | -                     | -               | -                         | -         | -                   | 1                         | -                        | -              |
| 10. Oktober<br><i>October</i>    | -                    | -                     | -               | -                         | -         | -                   | -                         | -                        | -              |
| 11. Nopember<br><i>November</i>  | -                    | -                     | -               | -                         | -         | -                   | 1                         | -                        | -              |
| 12. Desember<br><i>December</i>  | -                    | -                     | -               | -                         | -         | -                   | -                         | -                        | -              |
| Jumlah/Total 2020                | -                    | -                     | 0               | -                         | 4         | -                   | 5                         | -                        | 5              |
| 2019                             | -                    | -                     | 0               | -                         | 3         | -                   | -                         | -                        | 4              |
| 2018                             | -                    | -                     | 0               | -                         | 3         | -                   | -                         | -                        | 5              |
| 2017                             | -                    | -                     | -               | -                         | 2         | -                   | -                         | -                        | 3              |
| 2016                             | -                    | -                     | -               | -                         | 5         | -                   | -                         | -                        | 10             |

Suber Data : Kantor Pengadilan Agama Klas I - B Kabupaten Temanggung

Source : Islamic court Level I - B in Temanggung Regency

**Tabel / Table 4.6.30.**  
**Lanjutan/Continued**

A. PERKAWINAN / Marriage

| Bulan / Month                    | Penolakan Kawin Campur | Isbat Nikah | Lain-lain / Others | Jumlah / Total | Keterangan / Note | B. Ekonomi Syaria'h | C. Kewarisan | D. Wasiat | E. Hibah | F. Wakaf |
|----------------------------------|------------------------|-------------|--------------------|----------------|-------------------|---------------------|--------------|-----------|----------|----------|
| (1)                              | (20)                   | (21)        | (22)               | (23)           | (24)              | (25)                | (26)         | (27)      | (28)     | (29)     |
| 1. Januari<br><i>January</i>     | -                      | -           | -                  | 45             | -                 | 2                   | -            | -         | -        | -        |
| 2. Februari<br><i>February</i>   | -                      | -           | -                  | 43             | -                 | -                   | -            | -         | -        | -        |
| 3. Maret<br><i>March</i>         | -                      | -           | -                  | 45             | -                 | -                   | -            | -         | -        | -        |
| 4. April<br><i>April</i>         | -                      | -           | -                  | 13             | -                 | -                   | 1            | -         | -        | -        |
| 5. Mei<br><i>May</i>             | -                      | -           | -                  | 5              | 1                 | -                   | 1            | -         | -        | -        |
| 6. Juni<br><i>June</i>           | -                      | -           | -                  | 55             | -                 | 3                   | 1            | -         | -        | -        |
| 7. Juli<br><i>July</i>           | -                      | -           | -                  | 50             | -                 | -                   | -            | -         | -        | -        |
| 8. Agustus<br><i>August</i>      | -                      | -           | -                  | 43             | 1                 | -                   | -            | -         | -        | -        |
| 9. September<br><i>September</i> | -                      | -           | -                  | 71             | 1                 | 1                   | -            | -         | -        | -        |
| 10. Oktober<br><i>October</i>    | -                      | -           | -                  | 91             | 1                 | -                   | -            | -         | -        | -        |
| 11. Nopember<br><i>November</i>  | -                      | -           | -                  | 78             | 1                 | -                   | 1            | -         | -        | -        |
| 12. Desember<br><i>December</i>  | -                      | -           | -                  | 42             | 1                 | -                   | -            | -         | -        | -        |
| Jumlah/Total 2020                | -                      | 0           | -                  | 581            | 6                 | 6                   | 4            | -         | -        | -        |
| 2019                             | -                      | 2           | -                  | 223            | 6                 | 5                   | 2            | -         | -        | -        |
| 2018                             | -                      | 3           | -                  | 130            | 2                 | 1                   | 4            | -         | -        | -        |
| 2017                             | -                      | 6           | -                  | 110            | 5                 | 1                   | 1            | -         | -        | -        |
| 2016                             | -                      | 3           | -                  | 125            | 3                 | -                   | 1            | -         | -        | -        |

Suber Data : Kantor Pengadilan Agama Klas I - B Kabupaten Temanggung

Source : Islamic court Level I - B in Temanggung Regency

**Tabel / Table 4.6.30.**  
**Lanjutan / Continued**

| <b>A. PERKAWINAN / Marriage</b>  |                                         |                                         |                               |                       |                              |  |
|----------------------------------|-----------------------------------------|-----------------------------------------|-------------------------------|-----------------------|------------------------------|--|
| <b>Bulan/ Month</b>              | <b>G.<br/>Zakat/Infaq/Sho<br/>daqoh</b> | <b>H. P3HP/<br/>Penetapan<br/>Waris</b> | <b>Lain-lain /<br/>Others</b> | <b>Jumlah / Total</b> | <b>Keterangan /<br/>Note</b> |  |
| <b>(1)</b>                       | <b>(30)</b>                             | <b>(31)</b>                             | <b>(32)</b>                   | <b>(33)</b>           | <b>(34)</b>                  |  |
| 1. Januari<br><i>January</i>     | 0                                       | 1                                       | 2                             | 235                   | 0                            |  |
| 2. Februari<br><i>February</i>   | 0                                       | 1                                       | 0                             | 176                   | 0                            |  |
| 3. Maret<br><i>March</i>         | 0                                       | 1                                       | 0                             | 152                   | 0                            |  |
| 4. April<br><i>April</i>         | 0                                       | 0                                       | 0                             | 46                    | 0                            |  |
| 5. Mei<br><i>May</i>             | 0                                       | 0                                       | 0                             | 27                    | 0                            |  |
| 6. Juni<br><i>June</i>           | 0                                       | 2                                       | 3                             | 265                   | 0                            |  |
| 7. Juli<br><i>July</i>           | 0                                       | 1                                       | 1                             | 252                   | 0                            |  |
| 8. Agustus<br><i>August</i>      | 0                                       | 1                                       | 0                             | 161                   | 0                            |  |
| 9. September<br><i>September</i> | 0                                       | 0                                       | 0                             | 240                   | 0                            |  |
| 10. Oktober<br><i>October</i>    | 0                                       | 0                                       | 0                             | 231                   | 0                            |  |
| 11. Nopember<br><i>November</i>  | 0                                       | 0                                       | 3                             | 221                   | 0                            |  |
| 12. Desember<br><i>December</i>  | 0                                       | 0                                       | 2                             | 118                   | 0                            |  |
| Jumlah/Total 2020                | 0                                       | 7                                       | 11                            | 2 124                 | 0                            |  |
| 2019                             | 0                                       | 1                                       | 15                            | 1 950                 | 0                            |  |
| 2018                             | 0                                       | 2                                       | 18                            | 1 851                 | 0                            |  |
| 2017                             | 0                                       | 4                                       | 26                            | 1 802                 | 0                            |  |
| 2016                             | 0                                       | 2                                       | 25                            | 1 656                 | 0                            |  |

Sumber Data : Kantor Pengadilan Agama Klas I-B Kabupaten Temanggung

Source : Islamic Court Level I-B in Temanggung Regency



Tabel/Table 4.6.31

**Jumlah Perkara yang Diputus pada Pengadilan Agama Kelas I-B  
Menurut Bulan dan Jenisnya di Kabupaten Temanggung, 2020**

*Number of Case Resolved in Islamic Court Level I-B in Temanggung Regency, 2020*

| Bulan <i>Month</i>               | Sisa tahun lalu | Diterima / <i>Accept</i> | Jumlah <i>Total</i> | Dicabut / <i>Alien-ated</i> | A. P E R K A W I N A N / <i>Marriage</i> |                         |                           |                         |                                       |
|----------------------------------|-----------------|--------------------------|---------------------|-----------------------------|------------------------------------------|-------------------------|---------------------------|-------------------------|---------------------------------------|
|                                  |                 |                          |                     |                             | Ijin Poli gami                           | Pencega han Perkawin an | Penolaka n Perk. Oleh PPN | Pembatal an Perkawin an | Kelalaian atas Kewajiba n suami istri |
| (1)                              | (2)             | (3)                      | (4)                 | (5)                         | (6)                                      | (7)                     | (8)                       | (9)                     | (10)                                  |
| 1. Januari<br><i>January</i>     | 99              | 235                      | 334                 | 5                           | -                                        | -                       | -                         | -                       | -                                     |
| 2. Pebruari<br><i>February</i>   | 181             | 176                      | 357                 | 5                           | 1                                        | -                       | -                         | -                       | -                                     |
| 3. Maret<br><i>March</i>         | 168             | 152                      | 320                 | 7                           | -                                        | -                       | -                         | -                       | -                                     |
| 4. April<br><i>April</i>         | 134             | 46                       | 180                 | 4                           | -                                        | -                       | -                         | -                       | -                                     |
| 5. Mei<br><i>May</i>             | 101             | 27                       | 128                 | 1                           | 1                                        | -                       | -                         | -                       | -                                     |
| 6. Juni<br><i>June</i>           | 81              | 265                      | 346                 | 6                           | -                                        | -                       | -                         | -                       | -                                     |
| 7. Juli<br><i>July</i>           | 196             | 252                      | 448                 | 8                           | -                                        | -                       | -                         | -                       | -                                     |
| 8. Agustus<br><i>August</i>      | 194             | 161                      | 355                 | 11                          | 1                                        | -                       | -                         | -                       | -                                     |
| 9. September<br><i>September</i> | 179             | 240                      | 419                 | 9                           | -                                        | -                       | -                         | -                       | -                                     |
| 10. Oktober<br><i>October</i>    | 184             | 231                      | 415                 | 7                           | -                                        | -                       | -                         | -                       | -                                     |
| 11. Nopember<br><i>November</i>  | 204             | 221                      | 425                 | 8                           | -                                        | -                       | -                         | -                       | -                                     |
| 12. Desember<br><i>December</i>  | 254             | 118                      | 372                 | 6                           | -                                        | -                       | -                         | -                       | -                                     |
| Jumlah/ <i>Total</i>             | 2020            | 1 975                    | 2 124               | 4 099                       | 77                                       | 3                       | -                         | -                       | -                                     |
|                                  | 2019            | 2 409                    | 1 950               | 4 359                       | 94                                       | 5                       | -                         | -                       | -                                     |
|                                  | 2018            | 3 352                    | 1 851               | 5 203                       | 76                                       | 10                      | -                         | -                       | -                                     |
|                                  | 2017            | 3 292                    | 1 803               | 5 095                       | 59                                       | 5                       | -                         | -                       | -                                     |
|                                  | 2016            | 311                      | 1 658               | 5 397                       | 68                                       | 3                       | -                         | -                       | -                                     |

Sumber data : Kantor Pengadilan agama Klas I -B Kabupaten Temanggung

Source : *Islamic Court Level I - B in Temanggung Regency*

Tabel/Table 4.6.31  
Lanjutan/Continue

| A. PERKAWINAN / Marriage         |             |             |               |                |                      |                      |                 |                           |           |                      |
|----------------------------------|-------------|-------------|---------------|----------------|----------------------|----------------------|-----------------|---------------------------|-----------|----------------------|
| Bulan Month                      | Cerai Talak | Cerai Gugat | Harta Bersama | Pengusaan anak | Nafkah Anak oleh Ibu | Hak- hak Bekas Istri | Pengesahan Anak | Pencabutan kek. Orang Tua | Perwalian | Pencabutan Kek. Wali |
| (1)                              | (11)        | (12)        | (13)          | (14)           | (15)                 | (16)                 | (17)            | (18)                      | (19)      | (20)                 |
| 1. Januari<br><i>January</i>     | 29          | 82          | -             | -              | -                    | -                    | -               | -                         | -         | -                    |
| 2. Pebruari<br><i>February</i>   | 42          | 98          | -             | -              | -                    | -                    | -               | -                         | -         | -                    |
| 3. Maret<br><i>March</i>         | 30          | 97          | -             | -              | -                    | -                    | -               | -                         | -         | -                    |
| 4. April<br><i>April</i>         | 14          | 43          | -             | -              | -                    | -                    | -               | -                         | 1         | -                    |
| 5. Mei<br><i>May</i>             | 13          | 22          | -             | -              | -                    | -                    | -               | -                         | -         | -                    |
| 6. Juni<br><i>June</i>           | 33          | 75          | -             | -              | -                    | -                    | -               | -                         | -         | -                    |
| 7. Juli<br><i>July</i>           | 45          | 133         | -             | -              | -                    | -                    | -               | -                         | 1         | -                    |
| 8. Agustus<br><i>August</i>      | 28          | 95          | -             | -              | -                    | -                    | -               | -                         | 1         | -                    |
| 9. September<br><i>September</i> | 45          | 106         | -             | -              | -                    | -                    | -               | -                         | -         | -                    |
| 10. Oktober<br><i>October</i>    | 31          | 96          | -             | -              | -                    | -                    | -               | -                         | -         | -                    |
| 11. Nopember<br><i>November</i>  | 27          | 63          | 0             | -              | -                    | -                    | -               | -                         | 1         | -                    |
| 12. Desember<br><i>December</i>  | 48          | 129         | -             | 1              | -                    | -                    | -               | -                         | -         | -                    |
| Jumlah/ Total                    | 2020        | 385         | 1 039         | 0              | 2                    | -                    | -               | -                         | 4         | -                    |
|                                  | 2019        | 462         | 1 220         | 0              | 3                    | -                    | -               | -                         | 3         | -                    |
|                                  | 2018        | 454         | 1 128         | -              | -                    | -                    | 0               | -                         | 1         | -                    |
|                                  | 2017        | 454         | 1 114         | 0              | -                    | -                    | -               | -                         | 1         | -                    |
|                                  | 2016        | 450         | 1 012         | 2              | -                    | -                    | -               | -                         | 4         | -                    |
|                                  | 2015        | 456         | 1 098         | 1              | -                    | -                    | -               | -                         | 3         | -                    |

Sumber data : Kantor Pengadilan agama Klas I -B Kabupaten Temanggung

Source : Islamic Court Level I - B in Temanggung Regency

Tabel/Table 4.6.31  
Lanjutan / Continue

| A. P E R K A W I N A N / Marriage |                                 |                                    |                   |                                     |                 |               |                      |               |                           |
|-----------------------------------|---------------------------------|------------------------------------|-------------------|-------------------------------------|-----------------|---------------|----------------------|---------------|---------------------------|
| Bulan Month                       | Penunj.<br>Org lain<br>sbg Wali | Ganti<br>Rugi<br>Terhada<br>p Wali | Asal usul<br>Anak | Penolaka<br>n Kawin<br>Campura<br>n | Istbat<br>Nikah | Izin<br>Kawin | Dispensa<br>si Kawin | Wali<br>Adhol | B.<br>Ekonomi<br>Syari'ah |
| (1)                               | (21)                            | (22)                               | (23)              | (24)                                | (25)            | (26)          | (27)                 | (28)          | (29)                      |
| 1. Januari<br><i>January</i>      | -                               | -                                  | -                 | -                                   | -               | -             | 34                   | 0             | -                         |
| 2. Pebruari<br><i>February</i>    | -                               | -                                  | -                 | -                                   | -               | -             | 40                   | -             | -                         |
| 3. Maret<br><i>March</i>          | -                               | -                                  | 0                 | -                                   | 0               | -             | 46                   | -             | -                         |
| 4. April<br><i>April</i>          | -                               | -                                  | 0                 | -                                   | -               | -             | 16                   | -             | -                         |
| 5. Mei<br><i>May</i>              | -                               | -                                  | -                 | -                                   | -               | -             | 9                    | -             | 1                         |
| 6. Juni<br><i>June</i>            | -                               | -                                  | -                 | -                                   | -               | -             | 33                   | 1             | -                         |
| 7. Juli<br><i>July</i>            | -                               | -                                  | -                 | -                                   | -               | -             | 59                   | -             | 2                         |
| 8. Agustus<br><i>August</i>       | -                               | -                                  | 0                 | -                                   | -               | -             | 36                   | 1             | -                         |
| 9. September<br><i>September</i>  | -                               | -                                  | 1                 | -                                   | -               | -             | 72                   | -             | -                         |
| 10. Oktober<br><i>October</i>     | -                               | -                                  | 0                 | -                                   | -               | -             | 73                   | 1             | -                         |
| 11. Nopember<br><i>November</i>   | -                               | -                                  | -                 | -                                   | -               | -             | 71                   | -             | -                         |
| 12. Desember<br><i>December</i>   | -                               | -                                  | -                 | -                                   | -               | -             | 70                   | 1             | -                         |
| Jumlah/ Total 2020                | -                               | -                                  | 1                 | -                                   | 1               | -             | 559                  | 4             | 3                         |
| 2019                              | -                               | -                                  | 4                 | -                                   | 1               | -             | 221                  | 3             | -                         |
| 2018                              | -                               | -                                  | 5                 | -                                   | 1               | -             | 130                  | 3             | -                         |
| 2017                              | -                               | -                                  | 3                 | -                                   | 2               | -             | 106                  | 2             | -                         |
| 2016                              | -                               | -                                  | 8                 | -                                   | 28              | -             | 173                  | 3             | -                         |

Sumber data : Kantor Pengadilan agama Klas I -B Kabupaten Ter  
Source : Islamic Court Level I - B in Temanggung Regency

Tabel/Table 4.6.31  
Lanjutan/Continue

| Bulan / Month                    | A. PERKAWINAN / Marriage |                         |                  |                 |                                |                                           |                       |                     |                                        |
|----------------------------------|--------------------------|-------------------------|------------------|-----------------|--------------------------------|-------------------------------------------|-----------------------|---------------------|----------------------------------------|
|                                  | C.<br>Kewarisan          | D.<br>Wasiat/ Testament | E. Hibah / Grant | F. Wakaf / Waqf | G.<br>Zakat/inf<br>aq/Shodaqoh | H.<br>P3HP/Pe<br>netapan<br>Ahli<br>Waris | Lain lain<br>/ Others | Ditolak /<br>Reject | Tidak<br>diterima<br>/ Not<br>Accepted |
| (1)                              | (30)                     | (31)                    | (32)             | (33)            | (34)                           | (35)                                      | (36)                  | (37)                | (38)                                   |
| 1. Januari<br><i>January</i>     |                          | 1                       | -                | -               | -                              | -                                         | 2                     | -                   | -                                      |
| 2. Pebruari<br><i>February</i>   |                          | -                       | -                | -               | -                              | 1                                         | -                     | -                   | -                                      |
| 3. Maret<br><i>March</i>         |                          | -                       | -                | -               | -                              | 1                                         | -                     | -                   | -                                      |
| 4. April<br><i>April</i>         |                          | -                       | -                | -               | -                              | 1                                         | -                     | -                   | -                                      |
| 5. Mei<br><i>May</i>             |                          | -                       | -                | -               | -                              | -                                         | -                     | -                   | -                                      |
| 6. Juni<br><i>June</i>           |                          | -                       | -                | -               | -                              | -                                         | -                     | -                   | -                                      |
| 7. Juli<br><i>July</i>           |                          | -                       | -                | -               | -                              | 3                                         | 2                     | -                   | -                                      |
| 8. Agustus<br><i>August</i>      |                          | -                       | -                | -               | -                              | 1                                         | 1                     | -                   | 1                                      |
| 9. September<br><i>September</i> |                          | -                       | -                | -               | -                              | -                                         | -                     | -                   | -                                      |
| 10. Oktober<br><i>October</i>    |                          | -                       | -                | -               | -                              | -                                         | -                     | -                   | -                                      |
| 11. Nopember<br><i>November</i>  |                          | -                       | -                | -               | -                              | -                                         | -                     | -                   | 1                                      |
| 12. Desember<br><i>December</i>  |                          | -                       | -                | -               | -                              | -                                         | 2                     | -                   | 2                                      |
| Jumlah/ Total                    | 2020                     | 1                       | -                | -               | -                              | 7                                         | 8                     | 4                   | 4                                      |
|                                  | 2019                     | 0                       | -                | -               | -                              | 0                                         | 14                    | 4                   | 2                                      |
|                                  | 2018                     | -                       | -                | -               | -                              | 1                                         | 16                    | 7                   | 4                                      |
|                                  | 2017                     | 0                       | -                | -               | -                              | 5                                         | 23                    | 3                   | 11                                     |
|                                  | 2016                     | 3                       | -                | -               | -                              | 1                                         | 6                     | 15                  | 6                                      |
|                                  | 2015                     | 3                       | -                | -               | -                              | -                                         | 6                     | 14                  | 12                                     |

Sumber data : Kantor Pengadilan agama Klas I -B Kabupaten Temanggung

Source : Islamic Court Level I - B in Temanggung Regency

**Tabel / Table 4.6.31**  
**Lanjutan / Continue**

| Bulan / Month                    | Gugur / Abort | Dicoret dari Register / Crossed Out | Jumlah / Total | Sisa Akhir the / Rest Case | Keterangan / note *) |
|----------------------------------|---------------|-------------------------------------|----------------|----------------------------|----------------------|
| (1)                              | (39)          | (40)                                | (41)           | (42)                       | (43)                 |
| 1. Januari<br><i>January</i>     | -             | -                                   | 153            | 181                        | -                    |
| 2. Pebruari<br><i>February</i>   | 1             | 1                                   | 189            | 168                        | -                    |
| 3. Maret<br><i>March</i>         | 5             | -                                   | 186            | 134                        | -                    |
| 4. April<br><i>April</i>         | -             | -                                   | 79             | 101                        | -                    |
| 5. Mei<br><i>May</i>             | -             | -                                   | 47             | 81                         | -                    |
| 6. Juni<br><i>June</i>           | -             | 1                                   | 150            | 196                        | -                    |
| 7. Juli<br><i>July</i>           | 1             | -                                   | 254            | 194                        | -                    |
| 8. Agustus<br><i>August</i>      | 1             | -                                   | 176            | 179                        | -                    |
| 9. September<br><i>September</i> | 1             | -                                   | 235            | 184                        | -                    |
| 10. Oktober<br><i>October</i>    | 2             | -                                   | 211            | 204                        | -                    |
| 11. Nopember<br><i>November</i>  | 1             | -                                   | 171            | 254                        | -                    |
| 12. Desember<br><i>December</i>  | 2             | -                                   | 262            | 110                        | -                    |
| Jumlah/ Total                    |               |                                     |                |                            |                      |
| 2020                             | 14            | 3                                   | 2 113          | 1 986                      | -                    |
| 2019                             | 22            | 7                                   | 1 971          | 2 294                      | -                    |
| 2018                             | 10            | 8                                   | 1 782          | 3 345                      | -                    |
| 2017                             | 20            | 9                                   | 1 634          | 3 276                      | -                    |
| 2016                             | 29            | 1                                   | 1 685          | 237                        | -                    |

Sumber data : Kantor Pengadilan agama Klas I -B Kabupaten Temanggung  
Keterangan \*) = Banding

Source : Islamic Court Level I - B in Temanggung Regency

Tabel/Table 4.7.1

**Jumlah Perkara yang Diselesaikan Menurut Bulan dan Jenis Acara  
di Pengadilan Negeri Kabupaten Temanggung, 2020**

*Number of Defendant Resolved in State Court Temanggung Regency, 2020*

| Bulan / Month                    | Acara Pidana / Event |                  |                 | Jumlah / Total |
|----------------------------------|----------------------|------------------|-----------------|----------------|
|                                  | Biasa / Common       | Khusus / Spesial | Singkat / Short |                |
| (1)                              | (2)                  | (3)              | (4)             | (5)            |
| 1. Januari<br><i>January</i>     | 7                    | 0                | 0               | 7              |
| 2. Pebruari<br><i>February</i>   | 14                   | 0                | 0               | 14             |
| 3. Maret<br><i>March</i>         | 12                   | 2                | 0               | 14             |
| 4. April<br><i>April</i>         | 5                    | 0                | 0               | 5              |
| 5. Mei<br><i>May</i>             | 12                   | 0                | 0               | 12             |
| 6. Juni<br><i>June</i>           | 19                   | 0                | 0               | 19             |
| 7. Juli<br><i>July</i>           | 18                   | 2                | 0               | 20             |
| 8. Agustus<br><i>August</i>      | 16                   | 0                | 0               | 16             |
| 9. September<br><i>September</i> | 14                   | 0                | 0               | 14             |
| 10. Oktober<br><i>October</i>    | 15                   | 3                | 0               | 18             |
| 11. Nopember<br><i>November</i>  | 27                   | 0                | 0               | 27             |
| 12. Desember<br><i>December</i>  | 8                    | 0                | 0               | 8              |
| Jumlah/ Total 2020               | 167                  | 7                | -               | 174            |
|                                  | 163                  | 3                | -               | 166            |
|                                  | 184                  | 11               | -               | 195            |
|                                  | 185                  | 11               | 6               | 202            |
|                                  | 234                  | 7                | 7               | 248            |

Sumber Data : Kantor Pengadilan Negeri kabupaten Temanggung

Source : State Court of Temanggung Regency

Tabel /Table 4.7.2

**Jumlah Terdakwa yang Diselesaikan Menurut Bulan dan Jenis Acara  
di Pengadilan Negeri Kabupaten Temanggung, 2020**  
*Number of Defendant Resolved in State Court Temanggung Regency, 2020*

| Bulan Month                      | Acara Pidana / Event |                 |                 | Jumlah / Total |
|----------------------------------|----------------------|-----------------|-----------------|----------------|
|                                  | Biasa /<br>Common    | Khusus /Special | Singkat / Short |                |
| (1)                              | (2)                  | (3)             | (4)             | (5)            |
| 1. Januari<br><i>January</i>     | 7                    | 0               | 0               | 7              |
| 2. Pebruari<br><i>February</i>   | 14                   | 0               | 0               | 14             |
| 3. Maret<br><i>March</i>         | 16                   | 2               | 0               | 18             |
| 4. April<br><i>April</i>         | 5                    | 0               | 0               | 5              |
| 5. Mei<br><i>May</i>             | 12                   | 0               | 0               | 12             |
| 6. Juni<br><i>June</i>           | 28                   | 0               | 0               | 28             |
| 7. Juli<br><i>July</i>           | 21                   | 2               | 0               | 23             |
| 8. Agustus<br><i>August</i>      | 17                   | 0               | 0               | 17             |
| 9. September<br><i>September</i> | 18                   | 0               | 0               | 18             |
| 10. Oktober<br><i>October</i>    | 17                   | 5               | 0               | 22             |
| 11. Nopember<br><i>November</i>  | 30                   | 0               | 0               | 30             |
| 12. Desember<br><i>December</i>  | 9                    | 0               | 0               | 9              |
| Jumlah/ Total 2020               | 194                  | 9               | 0               | 203            |
| 2019                             | 721                  | 21              | 0               | 741            |
| 2018                             | 706                  | 20              | 7               | 733            |
| 2017                             | 430                  | 7               | 7               | 444            |
| 2016                             | 318                  | 15              | 16              | 349            |

Sumber Data : Kantor Pengadilan Negeri kabupaten Temanggung

Source : State Court of temanggung Regency

**Tabel/Table 4.7.3**  
**Jumlah Perkara Yang Diselesaikan Menurut Bulan**  
**dan Jenis Acara di Pengadilan Negeri Kabupaten Temanggung, 2020**  
*Resolved Cases by Event in State Court Temanggung Regency, 2020*

| Bulan / Month                    | Kelompok Umur / Age Groups |                    |                  |                    |                  |                    |                  |                    |
|----------------------------------|----------------------------|--------------------|------------------|--------------------|------------------|--------------------|------------------|--------------------|
|                                  | < 16 Tahun                 |                    | 16 - 20 Tahun    |                    | 21 Tahun Keatas  |                    | Jumlah           |                    |
|                                  | Laki-laki / Male           | Perempuan / Female | Laki-laki / Male | Perempuan / Female | Laki-laki / Male | Perempuan / Female | Laki-laki / Male | Perempuan / Female |
| (1)                              | (2)                        | (3)                | (4)              | (5)                | (6)              | (7)                | (8)              | (9)                |
| 1. Januari<br><i>January</i>     | 0                          | 0                  | 2                | 12                 | 12               | 0                  | 14               | 12                 |
| 2. Februari<br><i>February</i>   | 0                          | 0                  | 0                | 8                  | 8                | 1                  | 8                | 9                  |
| 3. Maret<br><i>March</i>         | 0                          | 0                  | 4                | 11                 | 11               | 0                  | 15               | 11                 |
| 4. April<br><i>April</i>         | 0                          | 0                  | 1                | 21                 | 21               | 0                  | 22               | 21                 |
| 5. Mei<br><i>May</i>             | 0                          | 0                  | 2                | 13                 | 13               | 0                  | 15               | 13                 |
| 6. Juni<br><i>June</i>           | 0                          | 0                  | 4                | 16                 | 16               | 0                  | 20               | 16                 |
| 7. Juli<br><i>July</i>           | 0                          | 0                  | 3                | 19                 | 19               | 0                  | 22               | 19                 |
| 8. Agustus<br><i>August</i>      | 0                          | 0                  | 1                | 20                 | 20               | 0                  | 21               | 20                 |
| 9. September<br><i>September</i> | 0                          | 0                  | 6                | 19                 | 19               | 1                  | 25               | 20                 |
| 10. Oktober<br><i>October</i>    | 0                          | 0                  | 4                | 18                 | 18               | 2                  | 22               | 20                 |
| 11. Nopember<br><i>November</i>  | 0                          | 0                  | 1                | 13                 | 13               | 0                  | 14               | 13                 |
| 12. Desember<br><i>December</i>  | 0                          | 0                  | 1                | 12                 | 12               | 0                  | 13               | 12                 |
| Jumlah/Total 2020                |                            |                    | 29               | 182                | 182              | 4                  | 211              | 186                |
| 2019                             |                            |                    | 12               |                    | 150              | 9                  | 162              | 9                  |
| 2018                             | 9                          | -                  | 21               | 1                  | 188              | 4                  | 218              | 5                  |
| 2017                             | 7                          | -                  | 12               | 1                  | 293              | 6                  | 312              | 7                  |
| 2016                             | -                          | -                  | 12               | -                  | 293              | 6                  | 312              | 7                  |

Sumber Data : Kantor Pengadilan Negeri Kabupaten Temanggung

Source : State Court of Temanggung Regency



Tabel / Table 4.7.4

**Jumlah Terdakwa/Terhukum yang Diselesaikan Menurut Bulan dan Sikap Terhadap Keputusan  
di Pengadilan Negeri Kabupaten Temanggung, 2020**

*Number of Accepted Court Verdict in Temanggung Regency, 2020*

| Bulan / Month                    | Sikap Terhadap Keputusan<br><i>Response to the Court Final Decision</i> |                     |                       |                    |     | Jumlah /<br>Total |
|----------------------------------|-------------------------------------------------------------------------|---------------------|-----------------------|--------------------|-----|-------------------|
|                                  | Menerima /<br>Accept                                                    | Banding /<br>Appeal | Kasasi /<br>Cassasion | Grasi<br>/Clemency |     |                   |
| (1)                              | (2)                                                                     | (3)                 | (4)                   | (5)                | (6) |                   |
| 1. Januari<br><i>January</i>     | 6                                                                       | 11                  | 0                     | 0                  | 16  |                   |
| 2. Pebruari<br><i>February</i>   | 14                                                                      | 0                   | 0                     | 0                  | 11  |                   |
| 3. Maret<br><i>March</i>         | 13                                                                      | 1                   | 0                     | 0                  | 11  |                   |
| 4. April<br><i>April</i>         | 3                                                                       | 2                   | 0                     | 0                  | 13  |                   |
| 5. Mei<br><i>May</i>             | 12                                                                      | 0                   | 0                     | 0                  | 21  |                   |
| 6. Juni<br><i>June</i>           | 19                                                                      | 0                   | 0                     | 0                  | 3   |                   |
| 7. Juli<br><i>July</i>           | 19                                                                      | 1                   | 1                     | 0                  | 30  |                   |
| 8. Agustus<br><i>August</i>      | 16                                                                      | 0                   | 0                     | 0                  | 9   |                   |
| 9. September<br><i>September</i> | 13                                                                      | 1                   | 1                     | 0                  | 16  |                   |
| 10. Oktober<br><i>October</i>    | 18                                                                      | 0                   | 0                     | 0                  | 10  |                   |
| 11. Nopember<br><i>November</i>  | 27                                                                      | 0                   | 0                     | 0                  | 18  |                   |
| 12. Desember<br><i>December</i>  | 8                                                                       | 1                   | 0                     | 0                  | 8   |                   |
| Jumlah/ Total 2020               | 168                                                                     | 17                  | 2                     | 0                  | 166 |                   |
| 2019                             | 163                                                                     | 2                   | 1                     | 0                  | 166 |                   |
| 2018                             | 163                                                                     | 2                   | 1                     | 0                  | 166 |                   |
| 2017                             | 419                                                                     | 6                   | 1                     | 0                  | 426 |                   |
| 2016                             | 227                                                                     | 7                   | -                     | 0                  | 236 |                   |

Sumber Data : Kantor Pengadilan Negeri kabupaten Temanggung

Source : State Court of Temanggung Regency

Tabel/Table 4.7.5.

**Jumlah Perkara Perdana Gugatan Yang Diselesaikan Menurut Bulan dan Jenis Perkara  
di Pengadilan Negeri Kabupaten Temanggung, 2019**

*Number of Final Verdict Result by Case in Temanggung Regency, 2019*

| <b>Jenis Perkara Perdana / Type of Civil Case</b> |                                 |                               |                                  |                                     |                               |                           |
|---------------------------------------------------|---------------------------------|-------------------------------|----------------------------------|-------------------------------------|-------------------------------|---------------------------|
| <b>Bulan / Month</b>                              | <b>Tanah/ Land<br/>Conflict</b> | <b>Waris/<br/>Beneficiary</b> | <b>Cerai / Final<br/>Divorce</b> | <b>Utang<br/>Piutang /<br/>Debt</b> | <b>Lain-lain /<br/>Others</b> | <b>Jumlah /<br/>Total</b> |
| (1)                                               | (2)                             | (3)                           | (4)                              | (5)                                 | (6)                           | (7)                       |
| 1. Januari<br><i>January</i>                      | 0                               | 0                             | 3                                | 1                                   | 0                             | 4                         |
| 2. Pebruari<br><i>February</i>                    | 0                               | 0                             | 4                                | 0                                   | 1                             | 5                         |
| 3. Maret<br><i>March</i>                          | 0                               | 0                             | 5                                | 2                                   | 1                             | 8                         |
| 4. April<br><i>April</i>                          | 0                               | 0                             | 1                                | 3                                   | 0                             | 4                         |
| 5. Mei<br><i>May</i>                              | 0                               | 0                             | 5                                | 2                                   | 1                             | 8                         |
| 6. Juni<br><i>June</i>                            | 0                               | 0                             | 3                                | 0                                   | 3                             | 6                         |
| 7. Juli<br><i>July</i>                            | 0                               | 0                             | 4                                | 4                                   | 3                             | 11                        |
| 8. Agustus<br><i>August</i>                       | 0                               | 0                             | 3                                | 0                                   | 2                             | 5                         |
| 9. September<br><i>September</i>                  | 0                               | 0                             | 2                                | 0                                   | 2                             | 4                         |
| 10. Oktober<br><i>October</i>                     | 0                               | 0                             | 6                                | 2                                   | 3                             | 11                        |
| 11. Nopember<br><i>November</i>                   | 0                               | 0                             | 4                                | 0                                   | 3                             | 7                         |
| 12. Desember<br><i>December</i>                   | 0                               | 0                             | 5                                | 3                                   | 3                             | 11                        |
| Jumlah/Total 2020                                 | 0                               | 0                             | 45                               | 0                                   | 22                            | 84                        |
| 2019                                              | 0                               | -                             | 32                               | -                                   | 0                             | 38                        |
| 2018                                              | 1                               | -                             | 29                               | -                                   | 23                            | 53                        |
| 2017                                              | 1                               | -                             | 37                               | -                                   | 16                            | 55                        |
| 2016                                              | -                               | -                             | 35                               | -                                   | 9                             | 49                        |

Sumber Data : Pengadilan Negeri Kabupaten Temanggung

Source : State Court of Temanggung

Tabel/Table 4.7.6

**Jenis Perkara Perdata yang Diterima dan Diputus**  
**Menurut Bulan dan Jenis Perkara di Pengadilan Negeri Kabupaten Temanggung, 2020**  
*Incoming Civil case by its type in Court Verdict Temanggung Regency, 2020*

| Bulan / Month                    | Perdata/Civil Case |       |       |       |            |                     |       |       |       |            |
|----------------------------------|--------------------|-------|-------|-------|------------|---------------------|-------|-------|-------|------------|
|                                  | Gugatan/Suit       |       |       |       |            | Permohonan/Petition |       |       |       |            |
|                                  | Sisa Awal          | Masuk | Putus | Cabut | Sisa Akhir | Sisa Awal           | Masuk | Putus | Cabut | Sisa Akhir |
| (1)                              | (2)                | (3)   | (4)   | (5)   | (6)        | (7)                 | (8)   | (9)   | (10)  | (11)       |
| 1. Januari<br><i>January</i>     | 10                 | 6     | 3     | -     | 1          | 0                   | 1     | 1     | -     | 0          |
| 2. Pebruari<br><i>February</i>   | 13                 | 9     | 5     | -     | 0          | 0                   | 0     | 0     | -     | 0          |
| 3. Maret<br><i>March</i>         | 17                 | 5     | 7     | -     | 0          | 5                   | 1     | 1     | -     | 4          |
| 4. April<br><i>April</i>         | 15                 | 1     | 1     | -     | 4          | 0                   | 3     | 3     | -     | 1          |
| 5. Mei<br><i>May</i>             | 15                 | 2     | 7     | -     | 1          | 0                   | 1     | 1     | -     | 0          |
| 6. Juni<br><i>June</i>           | 10                 | 12    | 6     | -     | 0          | 1                   | 0     | 0     | -     | 1          |
| 7. Juli<br><i>July</i>           | 16                 | 9     | 7     | -     | 1          | 3                   | 4     | 4     | -     | 0          |
| 8. Agustus<br><i>August</i>      | 18                 | 2     | 6     | -     | 0          | 0                   | 0     | 0     | -     | 0          |
| 9. September<br><i>September</i> | 14                 | 6     | 4     | -     | 0          | 5                   | 0     | 0     | -     | 5          |
| 10. Oktober<br><i>October</i>    | 16                 | 11    | 7     | -     | 5          | 0                   | 4     | 4     | -     | 1          |
| 11. Nopember<br><i>November</i>  | 20                 | 7     | 6     | -     | 1          | 1                   | 1     | 1     | -     | 1          |
| 12. Desember<br><i>December</i>  | 21                 | 2     | 7     | -     | 1          | 1                   | 3     | 3     | -     | 1          |
| Jumlah/ Total 2019               | 183                | 9     | 3     | -     | 189        | 74                  | 13    | -     | 73    | 73         |
| 2018                             | 183                | 9     | 3     | -     | 189        | 74                  | 13    | 0     | -     | 73         |
| 2017                             | 219                | 51    | 53    | -     | 217        | 38                  | 99    | 0     | 39    | 39         |
| 2016                             | 187                | 49    | 56    | 0     | 174        | 54                  | 111   | 128   | 0     | 55         |
| 2015                             | 13                 | 60    | 56    | 0     | 20         | 3                   | 145   | 140   | -     | 6          |

Sumber Data : Kantor Pengadilan Negeri kabupaten Temanggung

Source : State Court of temanggung Regency

**Tabel / Table 4.7.6**  
**Lanjutan/ Continued**

| Bulan /<br>Month                 | Perdata/Civil Case  |       |       |       |            |
|----------------------------------|---------------------|-------|-------|-------|------------|
|                                  | Permohonan/Petition |       |       |       |            |
|                                  | Sisa Awal           | Masuk | Putus | Cabut | Sisa Akhir |
| (1)                              | (12)                | (13)  | (14)  | (15)  | (16)       |
| 1. Januari<br><i>January</i>     | 7                   | 10    | 10    | 0     | 7          |
| 2. Pebruari<br><i>February</i>   | 7                   | 6     | 9     | 0     | 4          |
| 3. Maret<br><i>March</i>         | 4                   | 7     | 8     | 0     | 3          |
| 4. April<br><i>April</i>         | 3                   | 0     | 2     | 0     | 1          |
| 5. Mei<br><i>May</i>             | 1                   | 1     | 0     | 0     | 2          |
| 6. Juni<br><i>June</i>           | 2                   | 1     | 7     | 0     | 1          |
| 7. Juli<br><i>July</i>           | 1                   | 12    | 12    | 0     | 1          |
| 8. Agustus<br><i>August</i>      | 1                   | 6     | 7     | 0     | 0          |
| 9. September<br><i>September</i> | 0                   | 1     | 0     | 0     | 1          |
| 10. Oktober<br><i>October</i>    | 1                   | 5     | 4     | 0     | 2          |
| 11. Nopember<br><i>November</i>  | 2                   | 14    | 6     | 0     | 10         |
| 12. Desember<br><i>December</i>  | 10                  | 4     | 14    | 0     | 0          |
| Jumlah/ Total 2020               | 39                  | 79    | 79    | -     | 32         |
| 2019                             | 40                  | 55    | 55    | 42    | 42         |
| 2018                             | -                   | -     | -     | -     | -          |
| 2017                             | -                   | -     | -     | -     | -          |
| 2016                             | -                   | -     | -     | -     | -          |

Sumber Data : Kantor Pengadilan Negeri kabupaten Temanggung  
Source : State Court of temanggung Regency

**Tabel/Table 4.7.7**  
**Proses Perkara Pidana yang Diterima dan Diputus**  
**Menurut Bulan dan Jenis Perkara Di Kabupaten Temanggung, 2020**  
*The Process of Court Verdict in Temanggung Regency, 2020*

| Bulan / Month                    | Pidana       |       |       |       |            |               |       |       |       |            |
|----------------------------------|--------------|-------|-------|-------|------------|---------------|-------|-------|-------|------------|
|                                  | Biasa/Common |       |       |       |            | Singkat/Short |       |       |       |            |
|                                  | Sisa Awal    | Masuk | Putus | Cabut | Sisa Akhir | Sisa Awal     | Masuk | Putus | Cabut | Sisa Akhir |
| (1)                              | (2)          | (3)   | (4)   | (5)   | (6)        | (7)           | (8)   | (9)   | (10)  | (11)       |
| 1. Januari<br><i>January</i>     | 17           | 12    | 7     | -     | 22         | -             | -     | -     | -     | -          |
| 2. Pebruari<br><i>February</i>   | 22           | 7     | 14    | -     | 15         | -             | -     | -     | -     | -          |
| 3. Maret<br><i>March</i>         | 15           | 13    | 12    | -     | 16         | -             | -     | -     | -     | -          |
| 4. April<br><i>April</i>         | 16           | 14    | 5     | -     | 25         | -             | -     | -     | -     | -          |
| 5. Mei<br><i>May</i>             | 25           | 14    | 12    | -     | 27         | -             | -     | -     | -     | -          |
| 6. Juni<br><i>June</i>           | 27           | 15    | 19    | -     | 23         | -             | -     | -     | -     | -          |
| 7. Juli<br><i>July</i>           | 23           | 20    | 18    | -     | 25         | -             | -     | -     | -     | -          |
| 8. Agustus<br><i>August</i>      | 25           | 18    | 16    | -     | 27         | -             | -     | -     | -     | -          |
| 9. September<br><i>September</i> | 27           | 19    | 14    | -     | 32         | -             | -     | -     | -     | -          |
| 10. Oktober<br><i>October</i>    | 32           | 19    | 15    | -     | 36         | -             | -     | -     | -     | -          |
| 11. Nopember<br><i>November</i>  | 36           | 13    | 27    | -     | 32         | -             | -     | -     | -     | -          |
| 12. Desember<br><i>December</i>  | 22           | 10    | 8     | -     | 24         | -             | -     | -     | -     | -          |
| Jumlah/Total 2019                | 287          | 174   | 167   | -     | 304        | -             | -     | -     | -     | -          |
| 2018                             | 283          | 154   | 163   | -     | 45         | -             | -     | -     | -     | -          |
| 2017                             | 296          | 138   | 157   | -     | 45         | -             | -     | -     | -     | -          |
| 2016                             | 40           | 170   | 184   | -     | 26         | -             | -     | -     | -     | -          |
| 2015                             | 17           | 208   | 185   | -     | 40         | -             | -     | -     | -     | -          |

Sumber Data : Pengadilan Negeri Kabupaten Temanggung  
Source : State Court of Temanggung Regency

**Tabel/Table 4.7.7**  
**Lanjutan/Continued**

| Bulan Month                      | Pidana       |       |       |       |            |            |       |       |       |            |
|----------------------------------|--------------|-------|-------|-------|------------|------------|-------|-------|-------|------------|
|                                  | Cepat/Common |       |       |       |            | Anak/Short |       |       |       |            |
|                                  | Sisa Awal    | Masuk | Putus | Cabut | Sisa Akhir | Sisa Awal  | Masuk | Putus | Cabut | Sisa Akhir |
| (1)                              | (12)         | (13)  | (14)  | (15)  | (16)       | (17)       | (18)  | (19)  | (20)  | (21)       |
| 1. Januari<br><i>January</i>     | -            | 1     | 1     | -     | -          | 0          | 0     | 0     | 0     | 0          |
| 2. Februari<br><i>February</i>   | -            | 0     | 0     | -     | -          | 0          | 2     | 2     | 0     | 0          |
| 3. Maret<br><i>March</i>         | -            | 1     | 1     | -     | -          | 0          | 0     | 0     | 0     | 0          |
| 4. April<br><i>April</i>         | -            | 0     | 0     | -     | -          | 0          | 0     | 0     | 0     | 0          |
| 5. Mei<br><i>May</i>             | -            | 0     | 0     | -     | -          | 0          | 2     | 0     | 0     | 0          |
| 6. Juni<br><i>June</i>           | -            | 0     | 0     | -     | -          | 0          | 0     | 2     | 0     | 2          |
| 7. Juli<br><i>July</i>           | -            | 0     | 0     | -     | -          | 2          | 0     | 0     | 0     | 0          |
| 8. Agustus<br><i>August</i>      | -            | 1     | 1     | -     | -          | 0          | 0     | 0     | 0     | 0          |
| 9. September<br><i>September</i> | -            | 2     | 2     | -     | -          | 0          | 2     | 0     | 0     | 2          |
| 10. Oktober<br><i>October</i>    | -            | 0     | 0     | -     | -          | 2          | 1     | 3     | 0     | 0          |
| 11. Nopember<br><i>November</i>  | -            | 0     | 0     | -     | -          | 0          | 0     | 0     | 0     | 0          |
| 12. Desember<br><i>December</i>  | -            | 0     | 0     | -     | -          | 0          | 0     | 0     | 0     | 0          |
| Jumlah/Total 2020                | -            | 5     | 5     | -     | -          | 4          | 7     | 7     | -     | 4          |
| 2019                             | -            | 8     | 8     | -     | -          | 2          | -     | -     | -     | 2          |
| 2018                             | -            | 214   | 214   | -     | -          | 7          | 11    | 11    | -     | 7          |
| 2017                             | -            | 224   | 224   | -     | -          | 5          | 11    | 11    | -     | 5          |
| 2016                             | -            | 247   | 247   | -     | -          | -          | 7     | 7     | -     | -          |

Sumber Data : Pengadilan Negeri Kabupaten Temanggung

Keterangan : Sebelum 2013 pidana khusus masuk dalam pidana biasa pidana khusus = pidana diluar KUHP

**Tabel / Table 4.7.8**  
**Perkara Pidana Ringan dan Lalu Lintas yang Diterima**  
**Diputus dan Jumlah Denda Menurut Bulan**  
**di Pengadilan Negeri Kabupaten Temanggung, 2020**  
*Number of Misdemeanor in Court Verdict Temanggung Regency, 2020*

| Bulan /<br>Month                 | Pidana/Criminal Case             |       |                 |                       |        |               |
|----------------------------------|----------------------------------|-------|-----------------|-----------------------|--------|---------------|
|                                  | Tindak Pidana Ringan/Light Crime |       |                 | Lalu Lintas / Traffic |        |               |
|                                  | Masuk                            | Putus | Jml<br>Denda/Rp | Masuk                 | Putus  | Jml Denda/ Rp |
| (1)                              | (2)                              | (3)   | (4)             | (5)                   | (6)    | (7)           |
| 1. Januari<br><i>January</i>     | 1                                | 1     | 500 000         | 1351                  | 1351   | 73 161 000    |
| 2. Pebruari<br><i>February</i>   | 0                                | 0     | 0               | 4174                  | 4174   | 225 231 000   |
| 3. Maret<br><i>March</i>         | 0                                | 0     | 0               | 3366                  | 2846   | 154 959 000   |
| 4. April<br><i>April</i>         | 1                                | 1     | 0               | 233                   | 753    | 39 832 000    |
| 5. Mei<br><i>May</i>             | 0                                | 0     | 0               | 46                    | 46     | 3 459 000     |
| 6. Juni<br><i>June</i>           | 0                                | 0     | 0               | 163                   | 81     | 5 084 000     |
| 7. Juli<br><i>July</i>           | 0                                | 0     | 0               | 413                   | 495    | 27 360 000    |
| 8. Agustus<br><i>August</i>      | 0                                | 0     | 0               | 1699                  | 1166   | 69 199 000    |
| 9. September<br><i>September</i> | 1                                | 1     | 0               | 935                   | 1305   | 71 468 000    |
| 10. Oktober<br><i>October</i>    | 2                                | 2     | 8 000 000       | 1210                  | 1373   | 81 528 000    |
| 11. Nopember<br><i>November</i>  | 0                                | 0     | 0               | 714                   | 714    | 41 241 000    |
| 12. Desember<br><i>December</i>  | 0                                | 0     | 0               | 0                     | 0      |               |
| Jumlah/ <i>Total 2020</i>        | 5                                | 5     | 8 500 000       | 14 304                | 14 304 | 792 522 000   |
| 2019                             | 7                                | 7     | 750 000         | 26 166                | 26 265 | 1 292 575 000 |
| 2018                             | 214                              | 214   | 14 349 000      | 28 429                | 28 429 | 1 257 630 000 |
| 2017                             | 224                              | 224   | 17 338 000      | 26 130                | 26 130 | 2 297 426 000 |
| 2016                             | 247                              | 247   | 41 450 000      | 17 209                | 17 209 | 536 813 000   |

Sumber Data : Kantor Pengadilan Negeri kabupaten Temanggung

Source : State Court of Temanggung Regency

**Tabel/Table 4.8.1**  
**Jumlah Napi / Tahanan dan Kapasitas Tempat Per Bulan**  
**di Rumah Tahanan Negara Kabupaten Temanggung, 2020**  
*Number of Prisoners in Temanggung Regency Jail, 2020*

| <b>Bulan Month</b>               | <b>Kapasitas Tempat / Capacity</b> | <b>Jumlah Narapidana/ Tahanan Defondant</b> | <b>Jumlah Kamar / Room</b> | <b>Isi Rata-rata Ruang Average Of Volume</b> |
|----------------------------------|------------------------------------|---------------------------------------------|----------------------------|----------------------------------------------|
| (1)                              | (2)                                | (3)                                         | (4)                        | (5)                                          |
| 1. Januari<br><i>January</i>     | 94                                 | 147                                         | 16                         | 10                                           |
| 2. Febuari<br><i>Febuary</i>     | 94                                 | 145                                         | 16                         | 9                                            |
| 3. Maret<br><i>March</i>         | 94                                 | 162                                         | 16                         | 10                                           |
| 4. April<br><i>April</i>         | 94                                 | 139                                         | 16                         | 9                                            |
| 5. Mei<br><i>May</i>             | 94                                 | 130                                         | 16                         | 8                                            |
| 6. Juni<br><i>June</i>           | 94                                 | 140                                         | 16                         | 9                                            |
| 7. Juli<br><i>July</i>           | 94                                 | 146                                         | 16                         | 9                                            |
| 8. Agustus<br><i>August</i>      | 94                                 | 135                                         | 16                         | 9                                            |
| 9. September<br><i>September</i> | 94                                 | 139                                         | 16                         | 9                                            |
| 10. Oktober<br><i>October</i>    | 94                                 | 148                                         | 16                         | 9                                            |
| 11. November<br><i>November</i>  | 94                                 | 133                                         | 16                         | 8                                            |
| 12. Desember<br><i>Desember</i>  | 94                                 | 136                                         | 16                         | 9                                            |
| Rata-rata 2020                   | 94                                 | 142                                         | 16                         | 9                                            |
| 2019                             | 94                                 | 152                                         | 15                         | 10                                           |
| 2018                             | 94                                 | 149                                         | 15                         | 10                                           |
| 2017                             | 94                                 | 150                                         | 15                         | 10                                           |
| 2016                             | 94                                 | 134                                         | 15                         | 9                                            |

Sumber Data : Kantor Tahanan Negara Kabupaten Temanggung  
*Source: State Prison of Temanggung Regency*



Tabel/Table 4.8.2

**Jumlah Perkara yang Telah Diputus Termasuk Pidana kurungan Pengganti Denda  
Berdasarkan Putusan Pengadilan menurut Jenis pelanggaran/Kejahatan  
dan Jenis Kelamin di Kabupaten Temanggung, 2020**

*Number Cases Resolved by Type of Crime and Gender in Temanggung Regency, 2020*

| Jenis Kejahatan / Pelanggaran Types<br>Of Crime       | Laki Laki / Male | Perempuan / Female | Jumlah / Total |
|-------------------------------------------------------|------------------|--------------------|----------------|
| (1)                                                   | (2)              | (3)                | (4)            |
| 1. Politik/ <i>Political Crime</i>                    | 0                | 0                  | 0              |
| 2. Terhadap Kepala Negara                             | 0                | 0                  | 0              |
| 3. Pembakaran/ <i>Combostion</i>                      | 2                | 0                  | 2              |
| 4. Penyuapan/ Bribery                                 | 0                | 0                  | 0              |
| 5. Pemalsuan Mata Uang<br><i>Counterfeiting money</i> | 3                | 0                  | 3              |
| 6. Pemalsuan Material/Surat<br><i>Stamp/Mail Fake</i> | 1                | 0                  | 1              |
| 7. Kesusilaan/ <i>Decency</i>                         | 0                | 0                  | 0              |
| 8. Perjudian/ <i>Gambling</i>                         | 30               | 0                  | 30             |
| 9. Penculikan/ <i>Abduction</i>                       | 0                | 0                  | 0              |
| 10. Pembunuhan/ <i>Murder</i>                         | 1                | 1                  | 2              |
| 11. Penganiayaan/<br><i>the Persecution</i>           | 6                | 0                  | 6              |
| 12. Pencurian/Theft                                   | 47               | 0                  | 47             |
| 13. Perampokan/Robbery                                | 5                | 0                  | 5              |
| 14. Narkotika                                         | 29               | 0                  | 29             |
| Sub Jumlah                                            | 124              | 1                  | 125            |

Sumber Data : Kantor Rumah Tahanan Negara Kabupaten temanggung

Source : *State Prison of Temanggung Regency*

**Tabel/table 4.8.2**  
Lanjutan / *Continued*

| <b>Jenis Kejahatan/Pelanggaran Types<br/>Of Crime</b>    | <b>Laki Laki / Male</b> | <b>Perempuan / Female</b> | <b>Jumlah / Total</b> |
|----------------------------------------------------------|-------------------------|---------------------------|-----------------------|
| 15. Pemerasan/Pengancaman                                | 0                       | 0                         | 0                     |
| 16. Penggelapan                                          | 2                       | 1                         | 3                     |
| 17. Perusakan Barang                                     | 0                       | 0                         | 0                     |
| 18. Dalam Jabatan                                        | 0                       | 0                         | 0                     |
| 19. Penipuan                                             | 5                       | 0                         | 5                     |
| 20. Penadahan                                            | 8                       | 1                         | 9                     |
| 21. Ekonomi                                              | 0                       | 0                         | 0                     |
| 22. Korupsi                                              | 3                       | 0                         | 3                     |
| 23. Senjata Tajam                                        | 5                       | 0                         | 5                     |
| 24. Kekerasan dlm Rumahtangga                            | 0                       | 0                         | 0                     |
| 25. Pencurian hasil Hutan                                | 0                       | 0                         | 0                     |
| 26. Pengrusakan                                          | 0                       | 0                         | 0                     |
| 27. Perlindungan Thd anak                                | 13                      | 1                         | 14                    |
| 28. Melarikan gadis di bawah umur                        | 0                       | 0                         | 0                     |
| 29. Kealpaan/lakalantas                                  | 4                       | 0                         | 4                     |
| 30. Mengedarkan Makanan Kadarluar:<br>UU No. 22 thn 2008 | 0                       | 0                         | 0                     |
| 31. Migas UU No.22/2001                                  | 0                       | 0                         | 0                     |
| 32. Teroris UU No. 15/2003                               | 0                       | 0                         | 0                     |
| 33. Aborsi UU No.36/2002                                 | 0                       | 0                         | 0                     |
| 34. UU tentang Pangan                                    | 0                       | 0                         | 0                     |
| 35. UU tentang Kesehatan                                 | 4                       | 0                         | 4                     |
| 36. Psikotropika                                         | 2                       | 0                         | 2                     |
| <b>Pelanggaran</b>                                       |                         |                           |                       |
| 1. KUHP/Perda/Pengemis                                   | 0                       | 0                         | 0                     |
| 2. Lalu Lintas/Kealpaan                                  | 4                       | 0                         | 0                     |
| Jumlah/ Total 2020                                       | 174                     | 4                         | 174                   |
| 2019                                                     | 170                     | 10                        | 180                   |
| 2018                                                     | 209                     | 10                        | 218                   |
| 2017                                                     | 246                     | 5                         | 251                   |
| 2016                                                     | 285                     | 8                         | 293                   |

Sumber Data : Kantor Rumah Tahanan Negara Kabupaten Temanggung

Source : *State Prison of Temanggung Regency*

Keterangan : \*) revisi data Sebelumnya

Tabel/Table 4.8.3

**Jumlah Pelanggaran Lalu Lintas Menurut Kecamatan  
dan Jenis Pelanggaran di Wilayah Kabupaten Temanggung, 2020**  
*Number of Traffic Violation by District in Temanggung Regency, 2020*

| Kecamatan /<br>District | Jenis Pelanggaran/Tye of Violation |       |               |                  |      |               |              |      |               |
|-------------------------|------------------------------------|-------|---------------|------------------|------|---------------|--------------|------|---------------|
|                         | Surat-surat/ Documents             |       |               | Rambu-rambu/Sign |      |               | Muatan/ Load |      |               |
|                         | Lk/M                               | Pr/F  | Jml/<br>Total | Lk/M             | Pr/F | Jml/<br>Total | Lk/M         | Pr/F | Jml/<br>Total |
| (1)                     | (2)                                | (3)   | (4)           | (5)              | (6)  | (7)           | (8)          | (9)  | (10)          |
| 1. Parakan              | 2 813                              | 487   | 3 300         | 131              | 40   | 171           | 39           | 0    | 39            |
| 2. Kledung              | 26                                 | 6     | 32            | 0                | 0    | 0             | 3            | 0    | 3             |
| 3. Bansari              | 0                                  | 0     | 0             | 0                | 0    | 0             | 0            | 0    | 0             |
| 4. Bulu                 | 66                                 | 13    | 0             | 0                | 0    | 0             | 5            | 0    | 5             |
| 5. Temanggung           | 2 857                              | 821   | 3 678         | 479              | 102  | 581           | 120          | 2    | 122           |
| 6. Tlogomulyo           | 0                                  | 0     | 0             | 0                | 0    | 0             | 0            | 0    | 0             |
| 7. Tembarak             | 0                                  | 0     | 0             | 0                | 0    | 0             | 0            | 0    | 0             |
| 8. Selopampang          | 0                                  | 0     | 0             | 0                | 0    | 0             | 0            | 0    | 0             |
| 9. Kranggan             | 687                                | 103   | 790           | 186              | 51   | 237           | 22           | 0    | 22            |
| 10. Pringsurat          | 240                                | 49    | 289           | 363              | 54   | 417           | 198          | 0    | 198           |
| 11. Kaloran             | 0                                  | 0     | 0             | 0                | 0    | 0             | 0            | 0    | 0             |
| 12. Kandangan           | 0                                  | 0     | 0             | 0                | 0    | 0             | 0            | 0    | 0             |
| 13. Kedu                | 18                                 | 6     | 24            | 0                | 0    | 0             | 1            | 0    | 1             |
| 14. Ngadirejo           | 79                                 | 23    | 102           | 0                | 0    | 0             | 6            | 0    | 6             |
| 15. Jumo                | 26                                 | 5     | 31            | 0                | 0    | 0             | 0            | 0    | 0             |
| 16. Gemawang            | 0                                  | 0     | 0             | 0                | 0    | 0             | 0            | 0    | 0             |
| 17. Candiroto           | 0                                  | 0     | 0             | 0                | 0    | 0             | 0            | 0    | 0             |
| 18. Bejen               | 168                                | 29    | 197           | 0                | 0    | 0             | 4            | 0    | 4             |
| 19. Tretep              | 0                                  | 0     | 0             | 0                | 0    | 0             | 0            | 0    | 0             |
| 20. Wonoboyo            | 0                                  | 0     | 0             | 0                | 0    | 0             | 0            | 0    | 0             |
| Jumlah/Total 2020       | 6 980                              | 1 542 | 8 522         | 1 159            | 247  | 1 406         | 398          | 2    | 400           |
| 2019                    | 13 193                             | 3 278 | 16 471        | 2 087            | 583  | 2 670         | 365          | 0    | 365           |
| 2018                    | 14 674                             | 3 957 | 18 631        | 1 942            | 582  | 2 524         | 283          | 1    | 284           |
| 2017                    | 21 571                             | 4 346 | 25 917        | 3 296            | 612  | 3 908         | 178          | 1    | 178           |
| 2016                    | 7 002                              | 1 543 | 8 545         | 2 392            | 576  | 2 968         | 173          | 1    | 174           |

Sumber Data : Kepolisian Negara Republik Indonesia Daerah Jawa Tengah Resort Temanggung

Source : Indonesian Police Force, Resort Temanggung

**Tabel/Table 4.8.3**  
**Lanjutan/Continued**

| Kecamatan /<br>District | Jenis Pelanggaran/<br>Tye of Violation |      |           |                      |       |         | Jumlah /<br>Total |       |           |
|-------------------------|----------------------------------------|------|-----------|----------------------|-------|---------|-------------------|-------|-----------|
|                         | Perlengkapan/<br>Equipment             |      |           | Lain-lain/<br>Others |       |         | Lk/M              | Pr/F  | Jml/Total |
|                         | Lk/M                                   | Pr/F | Jml/Total | Lk/M                 | Pr/F  | ml/Tota |                   |       |           |
| (1)                     | (2)                                    | (3)  | (4)       | (5)                  | (6)   | (7)     | (8)               | (9)   | (10)      |
| 1. Parakan              | 162                                    | 35   | 197       | 515                  | 126   | 641     | 3.660             | 688   | 4.348     |
| 2. Kledung              | 3                                      | 2    | 10        | 24                   | 4     | 28      | 61                | 12    | 73        |
| 3. Bansari              | 0                                      | 0    | 0         | 0                    | 0     | 0       | 0                 | 0     | 0         |
| 4. Bulu                 | 5                                      | 3    | 16        | 38                   | 12    | 50      | 122               | 28    | 150       |
| 5. Temanggung           | 122                                    | 554  | 646       | 607                  | 244   | 851     | 4.617             | 1.261 | 5.878     |
| 6. Tlogomulyo           | 0                                      | 0    | 0         | 0                    | 0     | 0       | 0                 | 0     | 0         |
| 7. Tembarak             | 0                                      | 0    | 0         | 0                    | 0     | 0       | 0                 | 0     | 0         |
| 8. Selopampang          | 0                                      | 0    | 0         | 0                    | 0     | 0       | 0                 | 0     | 0         |
| 9. Kranggan             | 22                                     | 58   | 71        | 128                  | 177   | 177     | 1.081             | 216   | 1.297     |
| 10. Pringsurat          | 198                                    | 36   | 43        | 176                  | 224   | 224     | 1.013             | 158   | 1.171     |
| 11. Kaloran             | 0                                      | 0    | 0         | 0                    | 0     | 0       | 0                 | 0     | 0         |
| 12. Kandangan           | 0                                      | 0    | 0         | 0                    | 0     | 0       | 0                 | 0     | 0         |
| 13. Kedu                | 1                                      | 4    | 5         | 16                   | 23    | 23      | 39                | 14    | 53        |
| 14. Ngadirejo           | 6                                      | 18   | 22        | 37                   | 53    | 53      | 140               | 43    | 183       |
| 15. Jumo                | 0                                      | 4    | 4         | 7                    | 8     | 8       | 37                | 6     | 43        |
| 16. Gemawang            | 0                                      | 0    | 0         | 0                    | 0     | 0       | 0                 | 0     | 0         |
| 17. Candiroto           | 0                                      | 0    | 0         | 0                    | 0     | 0       | 0                 | 0     | 0         |
| 18. Bejen               | 4                                      | 12   | 16        | 20                   | 26    | 26      | 204               | 39    | 243       |
| 19. Tretep              | 0                                      | 0    | 0         | 0                    | 0     | 0       | 0                 | 0     | 0         |
| 20. Wonobojo            | 0                                      | 0    | 0         | 0                    | 0     | 0       | 0                 | 0     | 0         |
| Jumlah/Total 2020       | 869                                    | 161  | 1.030     | 1.568                | 513   | 2.081   | 10.974            | 2.465 | 13.439    |
| 2019                    | 1.549                                  | 386  | 1.935     | 3.500                | 1.062 | 4.652   | 20.694            | 5.299 | 24.003    |
| 2018                    | 2.117                                  | 455  | 2.572     | 3.542                | 740   | 4.282   | 21.304            | 5.056 | 26.360    |
| 2017                    | 2.416                                  | 360  | 2.776     | 1.624                | 380   | 2.004   | 20.301            | 2.699 | 26.000    |
| 2016                    | 2.310                                  | 491  | 0         | 2.146                | 376   | 2.522   | 14.023            | 2.987 | 17.010    |

Sumber Data : Kepolisian Negara Republik Indonesia Daerah Jawa Tengah Resort Temanggung

Source : Indonesian Police Force, Resort Temanggung

Tabel/Table 4.8.4

**Jumlah Kecelakaan Lalu Lintas dan Korban  
Menurut Kecamatan dan Jenis Korban  
di Wilayah Kabupaten Temanggung, 2020**

*Number of Traffic accident and Victim in Temanggung Regency, 2020*

| Kecamatan /<br>District | Jumlah<br>Kecelak<br>aan | Korban (orang)/Victim (person) |          |               |            |          |               |             |         |                | Kerugian<br>Materi (Rp) | (000) |
|-------------------------|--------------------------|--------------------------------|----------|---------------|------------|----------|---------------|-------------|---------|----------------|-------------------------|-------|
|                         |                          | Meninggal                      |          |               | Luka Berat |          |               | Luka Ringan |         |                |                         |       |
|                         |                          | Lk/<br>M                       | Pr/<br>F | Jml/<br>Total | Lk<br>/M   | Pr/<br>F | Jml<br>/Total | Lk/<br>M    | Pr<br>F | Jml/<br>Total* |                         |       |
| (1)                     | (3)                      | (5)                            | (7)      | (9)           | (11)       | (13)     | (15)          | (17)        | (19)    | (21)           | (23)                    |       |
| 1. Parakan              | 27                       | 1                              | 4        | 5             | 0          | 0        | 25            | 0           | 0       | 0              | 33.800.000.-            |       |
| 2. Kledung              | 5                        | 1                              | 0        | 1             | 0          | 0        | 4             | 0           | 0       | 0              | 4.500.000.-             |       |
| 3. Bansari              | 1                        | 0                              | 0        | 0             | 0          | 0        | 0             | 0           | 0       | 0              | 500.00.-                |       |
| 4. B u l u              | 23                       | 3                              | 2        | 5             | 0          | 0        | 26            | 0           | 0       | 0              | 39.600.000.-            |       |
| 5. Temanggung           | 74                       | 12                             | 1        | 13            | 0          | 0        | 97            | 0           | 0       | 0              | 79.200.000.-            |       |
| 6. Tlogomulyo           | 1                        | 0                              | 0        | 0             | 0          | 0        | 1             | 0           | 0       | 0              | 500.000.-               |       |
| 7. Tembarak             | 6                        | 1                              | 0        | 2             | 0          | 0        | 6             | 0           | 0       | 0              | 5.000.000.-             |       |
| 8. Selopampang          | 0                        | 0                              | 0        | 0             | 0          | 0        | 0             | 0           | 0       | 0              | 0                       |       |
| 9. Kranggan             | 34                       | 6                              | 3        | 9             | 0          | 0        | 39            | 0           | 0       | 0              | 38.300.000.-            |       |
| 10. Pringsurat          | 39                       | 6                              | 4        | 10            | 0          | 0        | 36            | 0           | 0       | 0              | 53.400.000.-            |       |
| 11. Kaloran             | 11                       | 0                              | 1        | 1             | 0          | 0        | 16            | 0           | 0       | 0              | 13.000.000.-            |       |
| 12. Kandangan           | 15                       | 0                              | 1        | 1             | 0          | 0        | 17            | 0           | 0       | 0              | 15.300.000.-            |       |
| 13. K e d u             | 17                       | 1                              | 1        | 2             | 0          | 0        | 22            | 0           | 0       | 0              | 19.700.000.-            |       |
| 14. Ngadirejo           | 25                       | 2                              | 1        | 4             | 0          | 0        | 27            | 0           | 0       | 0              | 39.100.000.-            |       |
| 15. J u m o             | 7                        | 0                              | 0        | 0             | 0          | 0        | 7             | 0           | 0       | 0              | 4.500.000.-             |       |
| 16. Gemawang            | 1                        | 0                              | 0        | 0             | 0          | 0        | 1             | 0           | 0       | 0              | 1.000.000.-             |       |
| 17. Candiroto           | 13                       | 4                              | 0        | 3             | 0          | 0        | 15            | 0           | 0       | 0              | 12.500.000.-            |       |
| 18. Bejen               | 8                        | 2                              | 1        | 3             | 0          | 0        | 7             | 0           | 0       | 0              | 8.500.000.-             |       |
| 19. Tretep              | 1                        | 0                              | 0        | 0             | 0          | 0        | 1             | 0           | 0       | 0              | 500.000.-               |       |
| 20. Wonoboyo            | 1                        | 0                              | 0        | 0             | 0          | 0        | 3             | 0           | 0       | 0              | 1.000.000.-             |       |
| Jumlah/Total 2020       | 309                      | 19                             | 19       | 59            | 0          | 0        | 0             | 0           | 0       | 351            | 369.900.000.-           |       |
| 2019                    | 458                      | 62                             | 26       | 88            | 1          | 0        | 1             | 0           | 207     | 598            | 648.400.-               |       |
| 2018                    | 329                      | 45                             | 14       | 59            | 1          | 0        | 1             | 391         | 109     | 372            | 429.400.-               |       |
| 2017                    | 337                      | 41                             | 19       | 57            | 1          | 1        | 2             | 263         | 119     | 373            | 313.000.-               |       |
| 2016                    | 415                      | 68                             | 13       | 81            | 0          | 0        | 0             | 16          | 149     | 475            | 641.800.-               |       |

Sumber Data : Kepolisian Negara Republik Indonesia Daerah Jawa Tengah Resort Temanggung<sup>2</sup>

Source : Indonesian Police Force Resort Temanggung

**Tabel / Table 4.8.5.**  
**Jumlah Kejadian Tindak Pidana yang Dilaporkan**  
**Menurut Kecamatan dan Jenis Kejahatan/Pelanggaran**  
**di Kepolisian Resort Temanggung, 2020**

*Number of Reported Crime in District Police Departement, 2020*

| Kecamatan/<br>District | Jenis Kejahatan / Pelanggaran/ Type of Crime |     |          |     |         |     |            |     |               |      |           |      |
|------------------------|----------------------------------------------|-----|----------|-----|---------|-----|------------|-----|---------------|------|-----------|------|
|                        | Currat                                       |     | Curanmor |     | Cur Ras |     | Keba-karan |     | Penga-niayaan |      | Perkosaan |      |
|                        | L                                            | S   | L        | S   | L       | S   | L          | S   | L             | S    | L         | S    |
| (1)                    | (2)                                          | (3) | (4)      | (5) | (6)     | (7) | (8)        | (9) | (10)          | (11) | (12)      | (13) |
| 1. Parakan             | 4                                            | 4   | 2        | 2   | 0       | 0   | 1          | 1   | 0             | 0    | 0         | 0    |
| 2. Kledung             | 0                                            | 0   | 0        | 0   | 0       | 0   | 0          | 0   | 0             | 0    | 0         | 0    |
| 3. Bansari             | 0                                            | 0   | 0        | 0   | 0       | 0   | 0          | 0   | 0             | 0    | 0         | 0    |
| 4. B u l u             | 1                                            | 1   | 2        | 1   | 2       | 2   | 0          | 0   | 1             | 0    | 0         | 0    |
| 5. Temanggung          | 4                                            | 3   | 1        | 0   | 0       | 0   | 2          | 2   | 0             | 0    | 0         | 0    |
| 6. Tlogomulyo          | 0                                            | 0   | 0        | 0   | 0       | 0   | 0          | 0   | 0             | 0    | 0         | 0    |
| 7. Tembarak            | 1                                            | 1   | 0        | 0   | 0       | 0   | 0          | 0   | 1             | 1    | 0         | 0    |
| 8. Selopampang         | 0                                            | 0   | 0        | 0   | 0       | 0   | 0          | 0   | 0             | 0    | 0         | 0    |
| 9. Kranggan            | 1                                            | 1   | 2        | 2   | 1       | 1   | 0          | 0   | 0             | 0    | 0         | 0    |
| 10. Pringsurat         | 3                                            | 2   | 3        | 0   | 0       | 0   | 1          | 1   | 1             | 1    | 0         | 0    |
| 11. Kaloran            | 0                                            | 0   | 0        | 0   | 0       | 0   | 1          | 1   | 0             | 0    | 0         | 0    |
| 12. Kandangan          | 3                                            | 3   | 1        | 0   | 1       | 0   | 0          | 0   | 0             | 0    | 0         | 0    |
| 13. K e d u            | 2                                            | 2   | 1        | 1   | 0       | 0   | 0          | 0   | 0             | 0    | 0         | 0    |
| 14. Ngadirejo          | 2                                            | 2   | 4        | 3   | 0       | 0   | 1          | 1   | 0             | 0    | 0         | 0    |
| 15. J u m o            | 1                                            | 1   | 1        | 1   | 0       | 0   | 0          | 0   | 0             | 0    | 0         | 0    |
| 16. Gemawang           | 0                                            | 0   | 0        | 0   | 0       | 0   | 0          | 0   | 0             | 0    | 0         | 0    |
| 17. Candiroto          | 1                                            | 1   | 2        | 2   | 0       | 0   | 0          | 0   | 0             | 0    | 0         | 0    |
| 18. Bejen              | 0                                            | 0   | 0        | 0   | 0       | 0   | 0          | 0   | 0             | 0    | 0         | 0    |
| 19. Tretep             | 2                                            | 2   | 0        | 0   | 0       | 0   | 1          | 1   | 0             | 0    | 0         | 0    |
| 20. Wonobojo           | 0                                            | 0   | 0        | 0   | 0       | 0   | 0          | 0   | 0             | 0    | 0         | 0    |
| Jumlah 2020            | 25                                           | 23  | 19       | 12  | 4       | 3   | 7          | 7   | 3             | 2    | 0         | 0    |
| 2019                   | 13                                           | 11  | 22       | 12  | 1       | 1   | 29         | 29  | 2             | 2    | 0         | 0    |
| 2018                   | 4                                            | 33  | 0        | 0   | 0       | 1   | 0          | 0   | 0             | 14   | 0         | 4    |
| 2017                   | 51                                           | 42  | 34       | 13  | 3       | 3   | 35         | 35  | 13            | 7    | 0         | 0    |
| 2016                   | 56                                           | 31  | 37       | 16  | 7       | 6   | 17         | 17  | 19            | 17   | 0         | 0    |

Sumber Data : Kepolisian Republik Indonesia Wilayah Kedu Resort Temanggung

Source : Indonesian Police Force, Kedu Unit

Keterangan : \*) pencurian biasa + pencurian berat

**Tabel / Table 4.8.5.**  
**Lanjutan / Continued**

| Kecamatan/<br>District | Jenis Kejahatan / Pelanggaran/ Type of Crime |     |             |     |          |     |           |     |                 |      |      |      |         |      |                      |      |
|------------------------|----------------------------------------------|-----|-------------|-----|----------|-----|-----------|-----|-----------------|------|------|------|---------|------|----------------------|------|
|                        | Pengrusakan                                  |     | Penggelapan |     | Penipuan |     | Perjudian |     | Pencurian Biasa |      | KDRT |      | Narkoba |      | Lain-lain/<br>Others |      |
|                        | L                                            | S   | L           | S   | L        | S   | L         | S   | L               | S    | L    | S    | L       | S    | L                    | S    |
| (1)                    | (2)                                          | (3) | (4)         | (5) | (6)      | (7) | (8)       | (9) | (10)            | (11) | (12) | (13) | (14)    | (15) | (16)                 | (17) |
| 1. Parakan             | 0                                            | 0   | 3           | 3   | 0        | 0   | 1         | 1   | 4               | 4    | 0    | 0    | 4       | 4    | 4                    | 4    |
| 2. Kledung             | 0                                            | 0   | 0           | 0   | 0        | 0   | 0         | 0   | 0               | 0    | 0    | 0    | 0       | 0    | 0                    | 0    |
| 3. Bansari             | 0                                            | 0   | 0           | 0   | 0        | 0   | 0         | 0   | 0               | 0    | 0    | 0    | 0       | 0    | 0                    | 0    |
| 4. B u l u             | 0                                            | 0   | 0           | 0   | 0        | 0   | 1         | 1   | 0               | 0    | 0    | 0    | 0       | 0    | 1                    | 1    |
| 5. Temanggung          | 1                                            | 1   | 3           | 2   | 2        | 2   | 2         | 2   | 1               | 1    | 3    | 1    | 7       | 7    | 1                    | 1    |
| 6. Tlogomulyo          | 0                                            | 0   | 0           | 0   | 0        | 0   | 0         | 0   | 0               | 0    | 0    | 0    | 0       | 0    | 0                    | 0    |
| 7. Tembarak            | 0                                            | 0   | 0           | 0   | 2        | 1   | 0         | 0   | 0               | 0    | 0    | 0    | 0       | 0    | 1                    | 1    |
| 8. Selopampang         | 0                                            | 0   | 0           | 0   | 0        | 0   | 0         | 0   | 0               | 0    | 0    | 0    | 0       | 0    | 2                    | 2    |
| 9. Kranggan            | 0                                            | 0   | 1           | 1   | 0        | 0   | 0         | 0   | 0               | 0    | 1    | 0    | 1       | 1    | 1                    | 1    |
| 10. Pringsurat         | 0                                            | 0   | 0           | 0   | 0        | 0   | 0         | 0   | 2               | 1    | 0    | 0    | 0       | 0    | 4                    | 4    |
| 11. Kaloran            | 0                                            | 0   | 0           | 0   | 0        | 0   | 0         | 0   | 0               | 0    | 0    | 0    | 1       | 1    | 2                    | 2    |
| 12. Kandangan          | 0                                            | 0   | 0           | 0   | 0        | 0   | 0         | 0   | 2               | 2    | 1    | 1    | 1       | 1    | 3                    | 3    |
| 13. K e d u            | 1                                            | 1   | 0           | 0   | 0        | 0   | 0         | 0   | 0               | 0    | 1    | 1    | 2       | 2    | 1                    | 1    |
| 14. Ngadirejo          | 0                                            | 0   | 0           | 0   | 0        | 0   | 2         | 2   | 1               | 1    | 0    | 0    | 5       | 5    | 0                    | 0    |
| 15. J u m o            | 0                                            | 0   | 0           | 0   | 0        | 0   | 0         | 0   | 0               | 0    | 0    | 0    | 1       | 1    | 1                    | 1    |
| 16. Gemawang           | 0                                            | 0   | 0           | 0   | 0        | 0   | 0         | 0   | 0               | 0    | 0    | 0    | 0       | 0    | 0                    | 0    |
| 17. Candiroto          | 0                                            | 0   | 0           | 0   | 0        | 0   | 1         | 1   | 1               | 1    | 0    | 0    | 0       | 0    | 1                    | 1    |
| 18. Bejen              | 0                                            | 0   | 0           | 0   | 0        | 0   | 1         | 1   | 0               | 0    | 0    | 0    | 0       | 0    | 1                    | 1    |
| 19. Tretep             | 0                                            | 0   | 0           | 0   | 0        | 0   | 0         | 0   | 0               | 0    | 0    | 0    | 0       | 0    | 0                    | 0    |
| 20. Wonobojo           | 0                                            | 0   | 0           | 0   | 0        | 0   | 0         | 0   | 0               | 0    | 0    | 0    | 0       | 0    | 0                    | 0    |
| Jumlah 2020            | 2                                            | 2   | 7           | 6   | 4        | 3   | 8         | 8   | 11              | 10   | 6    | 3    | 22      | 22   | 23                   | 23   |
| 2019                   | 5                                            | 5   | 7           | 5   | 6        | 5   | 7         | 7   | 17              | 16   | 4    | 1    | 21      | 21   | 38                   | 34   |
| 2018                   | 0                                            | 0   | 3           | 3   | 2        | 17  | 0         | 8   | 2               | 14   | 1    | 4    | 19      | 19   | 1                    | 20   |
| 2017                   | 0                                            | 0   | 20          | 19  | 23       | 17  | 17        | 17  | 6               | 6    | 3    | 3    | 23      | 23   | 259                  | 257  |
| 2016                   | 0                                            | 0   | 12          | 10  | 18       | 17  | 33        | 33  | 13              | 13   | 3    | 2    | 14      | 14   | 150                  | 149  |

Sumber Data : Kepolisian Republik Indonesia Wilayah Kedu Resort Temanggung

Source : Indonesian Police Force, Kedu Unit

Tabel / Table 4.9.1a.

**Banyaknya Bencana Alam, Kerugian dan Bantuan yang Diberikan  
Menurut Kecamatan di Kabupaten Temanggung, 2020**

*Number of Natural Disaster and Donation in Temanggung Regency, 2020*

| Kecamatan/<br>District | Angin<br>Puyuh /<br>Storm | Tanah<br>Long- sor<br>/ Landslides | Gempa<br>Bumi/<br>Earthquake | Banjir /<br>Flood | Lain-<br>lain/<br>Others | Jumlah<br>KK/<br>Household | Kerugian/ Loses    |                                | Bantuan (Rp) /<br>Donation *) |
|------------------------|---------------------------|------------------------------------|------------------------------|-------------------|--------------------------|----------------------------|--------------------|--------------------------------|-------------------------------|
|                        |                           |                                    |                              |                   |                          |                            | Meninggal/<br>Died | Harta<br>(000.Rp)/<br>Property |                               |
| (1)                    | (2)                       | (3)                                | (4)                          | (5)               | (6)                      | (7)                        | (8)                | (9)                            | (10)                          |
| 1. Parakan             |                           | 8                                  | 5                            | -                 | -                        | -                          | -                  | 89 500                         | -                             |
| 2. Kledung             |                           | -                                  | 5                            | -                 | 1                        | -                          | -                  | 16 000                         | -                             |
| 3. Bansari             |                           | 2                                  | 7                            | -                 | -                        | -                          | -                  | 95 000                         | -                             |
| 4. B u l u             |                           | 7                                  | 4                            | -                 | -                        | -                          | -                  | 106 000                        | -                             |
| 5. Temanggung          |                           | 4                                  | 5                            | -                 | 6                        | 4                          | -                  | 67 600                         | -                             |
| 6. Tlogomulyo          |                           | 1                                  | 3                            | -                 | -                        | -                          | -                  | 3 000                          | -                             |
| 7. Tembarak            |                           | 9                                  | 2                            | -                 | -                        | 1                          | -                  | 134 650                        | -                             |
| 8. Selopampang         |                           | -                                  | -                            | -                 | -                        | -                          | -                  | -                              | -                             |
| 9. Kranggan            |                           | 5                                  | 1                            | -                 | 1                        | 1                          | -                  | 22 000                         | -                             |
| 10. Pringsurat         |                           | 8                                  | 14                           | -                 | -                        | -                          | -                  | 116 300                        | -                             |
| 11. Kaloran            |                           | 3                                  | 17                           | -                 | -                        | 3                          | -                  | 126 500                        | -                             |
| 12. Kandangan          |                           | 1                                  | 8                            | -                 | 2                        | 3                          | -                  | 85 000                         | -                             |
| 13. K e d u            |                           | 1                                  | 9                            | -                 | -                        | 4                          | -                  | 229 000                        | -                             |
| 14. Ngadirejo          |                           | -                                  | 2                            | -                 | -                        | 5                          | -                  | 306 000                        | -                             |
| 15. J u m o            |                           | 2                                  | 1                            | -                 | -                        | -                          | -                  | 17 000                         | -                             |
| 16. Gemawang           |                           | -                                  | 6                            | -                 | 2                        | -                          | -                  | 58 000                         | -                             |
| 17. Candiroto          |                           | 1                                  | 3                            | -                 | -                        | 4                          | -                  | 234 500                        | -                             |
| 18. Bejen              |                           | 7                                  | 11                           | -                 | 2                        | -                          | -                  | 171 400                        | -                             |
| 19. Tretep             |                           | -                                  | 2                            | -                 | -                        | -                          | -                  | 5 000                          | -                             |
| 20. Wonobojo           |                           | -                                  | 12                           | -                 | 1                        | 1                          | -                  | 135 500                        | -                             |
| Jumlah 2020            |                           | 59                                 | 117                          | -                 | 15                       | 26                         | -                  | 2 017 950                      | -                             |
| 2019                   |                           | 44                                 | 116                          | -                 | 7                        | -                          | 38                 | 240                            | 3 1 530 500 000               |
| 2018                   |                           | 14                                 | 7                            | -                 | 1                        | -                          | 38                 | -                              | 4 296 000                     |
| 2017                   |                           | 73                                 | 155                          | -                 | 27                       | -                          | 252                | -                              | -                             |
| 2016                   |                           | 14                                 | 25                           | -                 | 1                        | -                          | 119                | -                              | 76 902 786                    |

Sumber Data : Dinas Sosial Kabupaten Temanggung

Source : Social Service of Temanggung Regency

Keterangan : \*) Kewenangan bantuan ada di Dinas Sosial



Tabel/Table 4.9.1.b

Banyaknya Bencana Sosial, Kerugian dan Bantuan Yang di Berikan  
Menurut Kecamatan di Kabupaten Temanggung, 2020

*Number of Social Disaster Losses and Donation in Temanggung Regency, 2020*

| Kecamatan/<br><i>District</i> | Keba-<br>karan<br>/ Fire | Rumah                                    | Lain-Lain<br>/ <i>Others</i> | Jumlah                         | Kerugian/Loses               |                                      | Kerja                                         | Bantuan (Rp)<br><i>Donation</i> |
|-------------------------------|--------------------------|------------------------------------------|------------------------------|--------------------------------|------------------------------|--------------------------------------|-----------------------------------------------|---------------------------------|
|                               |                          | Roboh /<br>Dama-<br>ged<br><i>Houses</i> |                              | KK /<br><i>House-<br/>hold</i> | Mening-<br>gal / <i>Died</i> | Harta<br>(000.Rp)<br><i>Property</i> | Bakti /<br><i>Commu-<br/>nity<br/>Service</i> |                                 |
| (1)                           | (2)                      | (3)                                      | (4)                          | (5)                            | (6)                          | (7)                                  | (8)                                           | (9)                             |
| 1. Parakan                    | -                        | -                                        | -                            | -                              | -                            | -                                    | -                                             | -                               |
| 2. Kledung                    | -                        | -                                        | -                            | -                              | -                            | -                                    | -                                             | -                               |
| 3. Bansari                    | -                        | -                                        | -                            | -                              | -                            | -                                    | -                                             | -                               |
| 4. B u l u                    | -                        | -                                        | -                            | -                              | -                            | -                                    | -                                             | -                               |
| 5. Temanggung                 | -                        | -                                        | -                            | -                              | -                            | -                                    | -                                             | -                               |
| 6. Tlogomulyo                 | -                        | -                                        | -                            | -                              | -                            | -                                    | -                                             | -                               |
| 7. Tembarak                   | -                        | -                                        | -                            | -                              | -                            | -                                    | -                                             | -                               |
| 8. Selopampang                | -                        | -                                        | -                            | -                              | -                            | -                                    | -                                             | -                               |
| 9. Kranggan                   | -                        | -                                        | -                            | -                              | -                            | -                                    | -                                             | -                               |
| 10. Pringsurat                | -                        | -                                        | -                            | -                              | -                            | -                                    | -                                             | -                               |
| 11. Kaloran                   | -                        | -                                        | -                            | -                              | -                            | -                                    | -                                             | -                               |
| 12. Kandangan                 | -                        | -                                        | -                            | -                              | -                            | -                                    | -                                             | -                               |
| 13. K e d u                   | -                        | -                                        | -                            | -                              | -                            | -                                    | -                                             | -                               |
| 14. Ngadirejo                 | -                        | -                                        | -                            | -                              | -                            | -                                    | -                                             | -                               |
| 15. J u m o                   | -                        | -                                        | -                            | -                              | -                            | -                                    | -                                             | -                               |
| 16. Gemawang                  | -                        | -                                        | -                            | -                              | -                            | -                                    | -                                             | -                               |
| 17. Candirotto                | -                        | -                                        | -                            | -                              | -                            | -                                    | -                                             | -                               |
| 18. Bejen                     | -                        | -                                        | -                            | -                              | -                            | -                                    | -                                             | -                               |
| 19. Tretep                    | -                        | -                                        | -                            | -                              | -                            | -                                    | -                                             | -                               |
| 20. Wonoboyo                  | -                        | -                                        | -                            | -                              | -                            | -                                    | -                                             | -                               |
| Jumlah/Total 2020             | -                        | -                                        | -                            | -                              | -                            | -                                    | -                                             | -                               |
| 2019                          | 11                       | -                                        | -                            | -                              | 1                            | -                                    | -                                             | -                               |
| 2018                          | 18                       | -                                        | -                            | 47                             | -                            | -                                    | -                                             | -                               |
| 2017                          | 51                       | -                                        | -                            | 252                            | -                            | -                                    | -                                             | -                               |
| 2016                          | 24                       | -                                        | -                            | 58                             | -                            | -                                    | 38                                            | 146 579 283                     |

Sumber Data : Dinas Sosial Kabupaten Temanggung

Keterangan : Bantuan di Tahun 2012-2014 Bantuan di hitung Dengan Satuan Kg,  
Sedangkan Untuk Bantuan Tahun 2015-2016 dihitung Dengan Satuan Ruپiah

Source: Social Service of Temanggung Regency

**Tabel/Table 4.9.2**  
**Banyaknya Penyandang Masalah Kesejahteraan Sosial**  
**di Kabupaten Temanggung, 2020**  
*Number of Social Welfare Issue in Temanggung Regency, 2020*

| Kecamatan /<br>District | Anak Balita Terlantar /<br><i>Abundant Kid</i> |           |           |            | Anak Terlantar / <i>Abundant</i><br><i>Kid</i> |           |        |            | Anak Yang Menjadi Tindak<br>Kekerasan Atau<br>Diperlakukan Salah / <i>Kids</i><br><i>become Violence Victim</i> |           |           |            |
|-------------------------|------------------------------------------------|-----------|-----------|------------|------------------------------------------------|-----------|--------|------------|-----------------------------------------------------------------------------------------------------------------|-----------|-----------|------------|
|                         | Lokasi /<br>Desa                               | Lk /<br>M | Pr /<br>F | Jml /<br>T | Lokasi/<br>Desa                                | Lk /<br>M | Pr / F | Jml /<br>T | Lokasi/<br>Desa                                                                                                 | Lk /<br>M | Pr /<br>F | Jml /<br>T |
| (1)                     | (2)                                            | (3)       | (4)       | (5)        | (6)                                            | (7)       | (8)    | (9)        | (10)                                                                                                            | (11)      | (12)      | (13)       |
| 1.Parakan               | 16                                             | 1         | -         | 1          | 16                                             | -         | -      | -          | 16                                                                                                              | -         | -         | -          |
| 2.Kledung               | 13                                             | -         | -         | -          | 13                                             | -         | -      | -          | 13                                                                                                              | 1         | -         | 1          |
| 3.Bansari               | 13                                             | 7         | 6         | 13         | 13                                             | 14        | 8      | 22         | 13                                                                                                              | -         | -         | -          |
| 4.Bulu                  | 19                                             | -         | 4         | 4          | 19                                             | 43        | 19     | 62         | 19                                                                                                              | 2         | -         | 2          |
| 5.Temanggung            | 25                                             | 1         | 1         | 2          | 25                                             | 16        | 16     | 32         | 25                                                                                                              | -         | -         | -          |
| 6.Tlogomulyo            | 12                                             | -         | -         | -          | 12                                             | -         | -      | -          | 12                                                                                                              | -         | -         | -          |
| 7.Tembarak              | 13                                             | -         | -         | -          | 13                                             | 11        | 13     | 24         | 13                                                                                                              | -         | -         | -          |
| 8.Selopampang           | 12                                             | -         | -         | -          | 12                                             | -         | -      | -          | 12                                                                                                              | -         | -         | -          |
| 9.Kranggan              | 13                                             | -         | -         | -          | 13                                             | -         | -      | -          | 13                                                                                                              | -         | -         | -          |
| 10.Pringsurat           | 14                                             | -         | 1         | 1          | 14                                             | 36        | 27     | 63         | 14                                                                                                              | 1         | -         | 1          |
| 11.Kaloran              | 14                                             | -         | -         | -          | 14                                             | 9         | 8      | 17         | 14                                                                                                              | -         | -         | -          |
| 12.Kandangan            | 16                                             | 16        | 15        | 31         | 16                                             | 81        | 60     | 141        | 16                                                                                                              | -         | -         | -          |
| 13.Kedu                 | 14                                             | -         | -         | -          | 14                                             | -         | -      | -          | 14                                                                                                              | -         | -         | -          |
| 14.Ngadirejo            | 20                                             | 10        | 1         | 11         | 20                                             | 73        | 57     | 130        | 20                                                                                                              | -         | -         | -          |
| 15.Jumo                 | 13                                             | -         | -         | -          | 13                                             | 3         | -      | 5          | 13                                                                                                              | -         | -         | -          |
| 16.Gemawang             | 10                                             | -         | -         | -          | 10                                             | -         | -      | -          | 10                                                                                                              | -         | -         | -          |
| 17.Candiroto            | 14                                             | 4         | 1         | 5          | 14                                             | 34        | 38     | 72         | 14                                                                                                              | -         | -         | -          |
| 18.Bejen                | 14                                             | -         | -         | -          | 14                                             | 2         | -      | 2          | 14                                                                                                              | -         | -         | -          |
| 19.Tetep                | 11                                             | -         | 7         | 7          | 11                                             | 12        | 5      | 17         | 11                                                                                                              | -         | -         | -          |
| 20.Wonoboyo             | 13                                             | -         | -         | -          | 13                                             | 1         | 3      | 4          | 13                                                                                                              | -         | -         | -          |
| Jumlah/Total 2020       | 289                                            | 141       | 121       | 160        | 289                                            | 367       | 276    | 626        | 289                                                                                                             | 4         | 0         | 4          |
| 2019                    | 289                                            | 45        | 42        | 80         | 289                                            | 351       | 260    | 610        | 289                                                                                                             | 4         | 1         | 5          |
| 2018                    | 289                                            | 85        | 80        | 165        | 289                                            | 351       | 298    | 679        | 289                                                                                                             | 4         | 1         | 5          |
| 2017                    | 289                                            | 10        | 8         | 18         | 289                                            | -         | -      | -          | 289                                                                                                             | -         | 0         | -          |
| 2016                    | 289                                            | 385       | 372       | 757        | 289                                            | 1 167     | 883    | 2 050      | 289                                                                                                             | 19        | 6         | 25         |

Sumber Data : Dinas Sosial Kabupaten Temanggung

Source : Social Service of Temanggung Regency

**Tabel/Table 4.9.2**  
**Lanjutan / Continued**

| Kecamatan / District | Anak yang Berhadapan Dengan Hukum /<br>Troubled Child in Low |        |        |         | Anak Jalanan / Street Youth |        |        |         |
|----------------------|--------------------------------------------------------------|--------|--------|---------|-----------------------------|--------|--------|---------|
|                      | Lokasi/<br>Desa                                              | Lk / M | Pr / F | Jml / T | Lokasi/<br>Desa             | Lk / M | Pr / F | Jml / T |
| (1)                  | (2)                                                          | (3)    | (4)    | (5)     | (6)                         | (7)    | (8)    | (9)     |
| 1.Parakan            | 16                                                           | -      | -      | -       | 16                          | -      | -      | -       |
| 2.Kledung            | 13                                                           | -      | -      | -       | 13                          | 1      | -      | 1       |
| 3.Bansari            | 13                                                           | -      | -      | -       | 13                          | -      | -      | -       |
| 4.Bulu               | 19                                                           | -      | -      | -       | 19                          | 1      | -      | 1       |
| 5.Temanggung         | 25                                                           | -      | -      | -       | 25                          | -      | -      | -       |
| 6.Tlogomulyo         | 12                                                           | -      | -      | -       | 12                          | -      | -      | -       |
| 7.Tembarak           | 13                                                           | -      | -      | -       | 13                          | 1      | -      | 1       |
| 8.Selopampang        | 12                                                           | -      | -      | -       | 12                          | -      | -      | -       |
| 9.Kranggan           | 13                                                           | -      | -      | -       | 13                          | -      | -      | -       |
| 10.Pringsurat        | 14                                                           | -      | -      | -       | 14                          | -      | -      | -       |
| 11.Kaloran           | 14                                                           | -      | -      | -       | 14                          | -      | -      | -       |
| 12.Kandangan         | 16                                                           | -      | -      | -       | 16                          | -      | -      | -       |
| 13.Kedu              | 14                                                           | -      | -      | -       | 14                          | -      | -      | -       |
| 14.Ngadirejo         | 20                                                           | 1      | -      | 1       | 20                          | -      | -      | -       |
| 15.Jumo              | 13                                                           | 3      | -      | 3       | 13                          | -      | -      | -       |
| 16.Gemawang          | 10                                                           | -      | -      | -       | 10                          | -      | -      | -       |
| 17.Candirot          | 14                                                           | -      | -      | -       | 14                          | 1      | -      | 1       |
| 18.Bejen             | 14                                                           | -      | -      | -       | 14                          | -      | -      | -       |
| 19.Tetep             | 11                                                           | -      | -      | -       | 11                          | -      | -      | -       |
| 20.Wonobojo          | 13                                                           | -      | -      | -       | 13                          | -      | -      | -       |
| Jumlah/Total 2020    | 289                                                          | 4      | 0      | 4       | 289                         | 4      | 0      | 4       |
| 2019                 | 289                                                          | 11     | 2      | 13      | 289                         | 4      | 0      | 4       |
| 2018                 | 289                                                          | 14     | 0      | 14      | 289                         | 4      | 0      | 4       |
| 2017                 | 289                                                          | 19     | 0      | 19      | 289                         | 11     | 0      | 11      |
| 2016                 | 289                                                          | 37     | 5      | 42      | 289                         | 27     | 0      | 41      |

Sumber Data : Dinas Sosial Kabupaten Temanggung  
Source : Social Service of Temanggung Regency

**Tabel/Table 4.9.2**  
**Lanjutan/Continued**

| Kecamatan District | Anak Disabilitas Tubuh / Body<br>Disabled Children |           |        |            | Anak Disabilitas Wungu<br>Wicara (Bisu Tuli) / Mute &<br>Deaf |           |        |            | Anak Disabilitas Netra (Mata)<br>/ Blind |           |        |            |
|--------------------|----------------------------------------------------|-----------|--------|------------|---------------------------------------------------------------|-----------|--------|------------|------------------------------------------|-----------|--------|------------|
|                    | Lokasi<br>/ Desa                                   | Lk /<br>M | Pr / F | Jml /<br>T | Lokasi<br>/ Desa                                              | Lk /<br>M | Pr / F | Jml /<br>T | Lokasi<br>/ Desa                         | Lk /<br>M | Pr / F | Jml /<br>T |
| (1)                | (2)                                                | (3)       | (4)    | (5)        | (6)                                                           | (7)       | (8)    | (9)        | (10)                                     | (11)      | (12)   | (13)       |
| 1.Parakan          | 16                                                 | 9         | 2      | 11         | 16                                                            | 1         | -      | 2          | 16                                       | -         | -      | -          |
| 2.Kledung          | 13                                                 | 3         | 1      | 4          | 13                                                            | -         | 1      | 1          | 13                                       | -         | -      | -          |
| 3.Bansari          | 13                                                 | 4         | 5      | 9          | 13                                                            | 4         | 2      | 6          | 13                                       | 2         | 2      | 4          |
| 4.Bulu             | 19                                                 | 7         | 6      | 13         | 19                                                            | 4         | 3      | 7          | 19                                       | 2         | 4      | 6          |
| 5.Temanggung       | 25                                                 | 20        | 4      | 24         | 25                                                            | 5         | 2      | 7          | 25                                       | -         | -      | 1          |
| 6.Tlogomulyo       | 12                                                 | 1         | 1      | 2          | 12                                                            | 2         | 1      | 3          | 12                                       | 1         | 2      | 3          |
| 7.Tembarak         | 13                                                 | 11        | 2      | 13         | 13                                                            | 1         | 1      | 2          | 13                                       | -         | 1      | 1          |
| 8.Selopampang      | 12                                                 | 2         | 1      | 3          | 12                                                            | -         | -      | -          | 12                                       | -         | -      | -          |
| 9.Kranggan         | 13                                                 | 2         | -      | 2          | 13                                                            | 2         | -      | 2          | 13                                       | -         | -      | -          |
| 10.Pringsurat      | 14                                                 | -         | -      | -          | 14                                                            | -         | -      | -          | 14                                       | -         | -      | -          |
| 11.Kaloran         | 14                                                 | 10        | 9      | 19         | 14                                                            | 6         | -      | 6          | 14                                       | -         | -      | -          |
| 12.Kandangan       | 16                                                 | 17        | 4      | 21         | 16                                                            | 1         | 2      | 3          | 16                                       | 2         | 3      | 5          |
| 13.Kedu            | 14                                                 | 5         | 4      | 9          | 14                                                            | 1         | 3      | 4          | 14                                       | 1         | 1      | 2          |
| 14.Ngadiroje       | 20                                                 | 7         | 7      | 14         | 20                                                            | 13        | 4      | 17         | 20                                       | 1         | 2      | 3          |
| 15.Jumo            | 13                                                 | 5         | 5      | 10         | 13                                                            | 4         | 2      | 6          | 13                                       | 1         | 1      | 2          |
| 16.Gemawang        | 10                                                 | 5         | 1      | 6          | 10                                                            | -         | -      | 1          | 10                                       | 1         | -      | 1          |
| 17.Candiroto       | 14                                                 | 6         | 2      | 8          | 14                                                            | 2         | 7      | 9          | 14                                       | -         | -      | -          |
| 18.Bejen           | 14                                                 | 7         | 3      | 10         | 14                                                            | 1         | 2      | 3          | 14                                       | -         | -      | -          |
| 19.Tetep           | 11                                                 | 3         | 2      | 5          | 11                                                            | 6         | 2      | 8          | 11                                       | 5         | -      | 5          |
| 20.Wonobojo        | 13                                                 | 1         | 2      | 3          | 13                                                            | 5         | 2      | 7          | 13                                       | 4         | 3      | 7          |
| Jumlah/Total 2020  | 289                                                | 125       | 63     | 188        | 289                                                           | 59        | 35     | 94         | 289                                      | 21        | 19     | 40         |
| 2019               | 289                                                | 125       | 64     | 188        | 289                                                           | 60        | 38     | 95         | 289                                      | 24        | 21     | 43         |
| 2018               | 289                                                | 140       | 96     | 236        | 289                                                           | 74        | 43     | 117        | 289                                      | 32        | 31     | 63         |
| 2017               | 289                                                | 270       | 148    | 418        | 289                                                           | 119       | 91     | 210        | 289                                      | 69        | 77     | 146        |
| 2016               | 289                                                | 278       | 172    | 450        | 289                                                           | 139       | 112    | 251        | 289                                      | 80        | 87     | 167        |

Sumber Data : Dinas Sosial Kabupaten Temanggung

Source : Social Service of Temanggung Regency

**Tabel / Table 4.9.2**  
**Lanjutan / Continued**

| Kecamatan /<br>District | Anak Disabilitas Mental<br>Reterdasi / <i>Mentally Disabled</i><br>Children |        |        |            | Anak Disabilitas mental Eks<br>Psikotik / <i>Mentally Phsyctic</i><br>Dissability |        |        |            | Anak Disabilitas Ganda/<br><i>Double Dissability</i> |        |        |            |
|-------------------------|-----------------------------------------------------------------------------|--------|--------|------------|-----------------------------------------------------------------------------------|--------|--------|------------|------------------------------------------------------|--------|--------|------------|
|                         | Lokasi<br>/Desa                                                             | Lk / M | Pr / F | Jml /<br>T | Lokasi<br>/Desa                                                                   | Lk / M | Pr / F | Jml /<br>T | Lokasi<br>/Desa                                      | Lk / M | Pr / F | Jml /<br>T |
| (1)                     | (2)                                                                         | (3)    | (4)    | (5)        | (6)                                                                               | (7)    | (8)    | (9)        | (10)                                                 | (11)   | (12)   | (13)       |
| 1.Parakan               | 16                                                                          | 3      | 1      | 4          | 16                                                                                | -      | -      | -          | 16                                                   | -      | -      | -          |
| 2.Kledung               | 13                                                                          | -      | -      | -          | 13                                                                                | -      | -      | -          | 13                                                   | -      | 2      | 2          |
| 3.Bansari               | 13                                                                          | 6      | 8      | 14         | 13                                                                                | -      | -      | -          | 13                                                   | -      | 1      | 1          |
| 4.Bulu                  | 19                                                                          | 4      | 6      | 10         | 19                                                                                | 2      | 1      | 3          | 19                                                   | 5      | 2      | 7          |
| 5.Temanggung            | 25                                                                          | 16     | 6      | 22         | 25                                                                                | 1      | -      | 1          | 25                                                   | -      | -      | -          |
| 6.Tlogomulyo            | 12                                                                          | 3      | 3      | 6          | 12                                                                                | -      | 1      | 2          | 12                                                   | 1      | -      | 1          |
| 7.Tembarak              | 13                                                                          | 7      | 5      | 12         | 13                                                                                | -      | 1      | 1          | 13                                                   | 1      | 3      | 4          |
| 8.Selopampang           | 12                                                                          | 1      | -      | 1          | 12                                                                                | -      | -      | -          | 12                                                   | 3      | -      | 3          |
| 9.Kranggan              | 13                                                                          | -      | -      | 1          | 13                                                                                | -      | -      | -          | 13                                                   | -      | -      | -          |
| 10.Pringsurat           | 14                                                                          | -      | -      | -          | 14                                                                                | -      | -      | -          | 14                                                   | -      | -      | -          |
| 11.Kaloran              | 14                                                                          | 2      | 5      | 7          | 14                                                                                | -      | -      | -          | 14                                                   | -      | -      | -          |
| 12.Kandangan            | 16                                                                          | 6      | 8      | 14         | 16                                                                                | -      | -      | -          | 16                                                   | 6      | 3      | 9          |
| 13.Kedu                 | 14                                                                          | 2      | 1      | 3          | 14                                                                                | 1      | 1      | 2          | 14                                                   | -      | -      | -          |
| 14.Ngadirejo            | 20                                                                          | 3      | 5      | 8          | 20                                                                                | -      | 1      | 1          | 20                                                   | -      | -      | 1          |
| 15.Jumo                 | 13                                                                          | 4      | 2      | 6          | 13                                                                                | -      | 1      | 1          | 13                                                   | -      | 2      | 2          |
| 16.Gemawang             | 10                                                                          | -      | 2      | 3          | 10                                                                                | -      | -      | -          | 10                                                   | -      | -      | -          |
| 17.Candiroto            | 14                                                                          | 2      | 2      | 4          | 14                                                                                | -      | -      | -          | 14                                                   | 2      | -      | 3          |
| 18.Bejen                | 14                                                                          | -      | 1      | 1          | 14                                                                                | -      | -      | -          | 14                                                   | -      | -      | -          |
| 19.Tetep                | 11                                                                          | 1      | 1      | 2          | 11                                                                                | 1      | 1      | 2          | 11                                                   | 1      | -      | 1          |
| 20.Wonobojo             | 13                                                                          | -      | -      | -          | 13                                                                                | 1      | -      | 1          | 13                                                   | -      | -      | -          |
| Jumlah/Total 2020       | 289                                                                         | 62     | 56     | 118        | 289                                                                               | 10     | 9      | 20         | 289                                                  | 23     | 17     | 40         |
| 2019                    | 289                                                                         | 62     | 56     | 118        | 289                                                                               | 10     | 9      | 19         | 289                                                  | 23     | 17     | 40         |
| 2018                    | 289                                                                         | 165    | 120    | 285        | 289                                                                               | 19     | 4      | 4          | 289                                                  | 78     | 54     | 132        |
| 2017                    | 289                                                                         | 213    | 123    | 336        | 289                                                                               | 16     | 13     | 13         | 289                                                  | 78     | 54     | 132        |
| 2016                    | 289                                                                         | 187    | 128    | 315        | 289                                                                               | 26     | 12     | 12         | 289                                                  | 80     | 63     | 143        |

Sumber Data : Dinas Sosial Kabupaten Temanggung  
Source : Social Service of Temanggung Regency

**Tabel / Table 4.9.2**  
**Lanjutan / Continued**

| Kecamatan / District | Tuna Susila      |                    |                |
|----------------------|------------------|--------------------|----------------|
|                      | Laki-laki / Male | Perempuan / Female | Jumlah / Total |
| (1)                  | (2)              | (3)                | (4)            |
| 1.Parakan            | 0                | 0                  | 0              |
| 2.Kledung            | 0                | 0                  | 0              |
| 3.Bansari            | 0                | 0                  | 0              |
| 4.Bulu               | 0                | 0                  | 0              |
| 5.Temanggung         | 0                | 4                  | 4              |
| 6.Tlogomulyo         | 0                | 0                  | 0              |
| 7.Tembarak           | 0                | 0                  | 0              |
| 8.Selopampang        | 0                | 0                  | 0              |
| 9.Kranggan           | 0                | 0                  | 0              |
| 10.Pringsurat        | 0                | 2                  | 2              |
| 11.Kaloran           | 0                | 0                  | 0              |
| 12.Kandangan         | 0                | 0                  | 0              |
| 13.Kedu              | 0                | 0                  | 0              |
| 14.Ngadirejo         | 0                | 0                  | 0              |
| 15.Jumo              | 0                | 0                  | 0              |
| 16.Gemawang          | 0                | 2                  | 2              |
| 17.Candiroto         | 0                | 0                  | 0              |
| 18.Bejen             | 0                | 0                  | 0              |
| 19.Tetep             | 0                | 0                  | 0              |
| 20.Wonobojo          | 0                | 0                  | 0              |
| Jumlah/Total 2020    | 0                | 8                  | 8              |
| 2019                 | 0                | 8                  | 8              |
| 2018                 | 7                | 18                 | 25             |
| 2017                 | 0                | 11                 | 11             |
| 2016                 | 0                | 10                 | 10             |

Sumber Data : Dinas Sosial Kabupaten Temanggung  
 Source : Social Service of Temanggung Regency

**Tabel/Table 4.9.2**  
**Lanjutan/Continued**

| Kecamatan/<br>District | Pengemis / Begor |        |        |         | Gelandangan / Homeless |        |        |         | Warga Binaan Lembaga<br>Pemasyarakatan/<br>Ex-convict |        |        |         |
|------------------------|------------------|--------|--------|---------|------------------------|--------|--------|---------|-------------------------------------------------------|--------|--------|---------|
|                        | Lokasi<br>/ Desa | Lk / M | Pr / F | Jml / T | Lokasi<br>/ Desa       | Lk / M | Pr / F | Jml / T | Lokasi<br>/ Desa                                      | Lk / M | Pr / F | Jml / T |
| (1)                    |                  |        |        |         |                        |        |        |         |                                                       |        |        |         |
| 1.Parakan              | 16               | 2      | 1      | 3       | 16                     | -      | -      | -       | 16                                                    | 17     | 1      | 18      |
| 2.Kledung              | 13               | -      | -      | -       | 13                     | -      | -      | -       | 13                                                    | 3      | -      | 3       |
| 3.Bansari              | 13               | -      | -      | -       | 13                     | -      | -      | -       | 13                                                    | 6      | -      | 6       |
| 4.Bulu                 | 19               | 2      | -      | 2       | 19                     | -      | -      | -       | 19                                                    | 14     | 1      | 15      |
| 5.Temanggung           | 25               | 4      | 8      | 12      | 25                     | -      | -      | 2       | 25                                                    | 34     | 2      | 36      |
| 6.Tlogomulyo           | 12               | -      | -      | -       | 12                     | -      | -      | -       | 12                                                    | -      | -      | -       |
| 7.Tembarak             | 13               | -      | -      | -       | 13                     | -      | -      | -       | 13                                                    | 20     | -      | 20      |
| 8.Selopampang          | 12               | -      | -      | -       | 12                     | -      | -      | -       | 12                                                    | 16     | -      | 16      |
| 9.Kranggan             | 13               | -      | -      | -       | 13                     | -      | -      | -       | 13                                                    | -      | -      | -       |
| 10.Pringsurat          | 14               | 2      | 2      | 4       | 14                     | 1      | 2      | 3       | 14                                                    | 9      | -      | 9       |
| 11.Kaloran             | 14               | -      | -      | -       | 14                     | -      | -      | -       | 14                                                    | -      | -      | -       |
| 12.Kandangan           | 16               | -      | -      | -       | 16                     | -      | -      | -       | 16                                                    | 4      | -      | 4       |
| 13.Kedu                | 14               | -      | -      | -       | 14                     | -      | -      | -       | 14                                                    | 7      | -      | 7       |
| 14.Ngadirejo           | 20               | 1      | -      | 1       | 20                     | -      | -      | -       | 20                                                    | 36     | 2      | 38      |
| 15.Jumo                | 13               | -      | -      | -       | 13                     | -      | -      | -       | 13                                                    | 19     | 2      | 21      |
| 16.Gemawang            | 10               | -      | -      | -       | 10                     | -      | -      | -       | 10                                                    | 12     | -      | 12      |
| 17.Candiroto           | 14               | -      | -      | -       | 14                     | -      | -      | -       | 14                                                    | 11     | -      | 12      |
| 18.Bejen               | 14               | -      | -      | -       | 14                     | -      | -      | -       | 14                                                    | 11     | -      | 11      |
| 19.Tetep               | 11               | -      | -      | -       | 11                     | -      | -      | -       | 11                                                    | -      | -      | -       |
| 20.Wonobojo            | 13               | -      | -      | -       | 13                     | -      | -      | -       | 13                                                    | -      | -      | -       |
| umlah/Total 2020       | 289              | 11     | 12     | 23      | 289                    | 1      | 4      | 5       | 289                                                   | 219    | 9      | 228     |
| 2019                   | 289              | 11     | 12     | 23      | 289                    | 1      | 4      | 5       | 289                                                   | 219    | 9      | 228     |
| 2018                   | 289              | 12     | 9      | 21      | 289                    | 2      | 2      | 4       | 289                                                   | 286    | 12     | 298     |
| 2017                   | 289              | 33     | 43     | 76      | 289                    | 3      | 3      | 6       | 289                                                   | 454    | 14     | 468     |
| 2016                   | 289              | 34     | 36     | 70      | 289                    | 23     | 8      | 31      | 289                                                   | 446    | 18     | 464     |

Sumber Data : Dinas Sosial Kabupaten Temanggung

Keterangan : \*) Revisi data Sebelumnya

**Tabel/Table 4.9.2**  
Lanjutan / Continued

| Kecamatan/<br>District | Pekerja Migran Bermasalah<br>Sosial / Troubled Migrant<br>Workers |        |           |            | Korban Penyalahgunaan<br>Napza / Drug Abusement |        |        |            | Keluarga Bermasalah Sosial<br>Psikologis / Family Pshycomatic |        |        |            |
|------------------------|-------------------------------------------------------------------|--------|-----------|------------|-------------------------------------------------|--------|--------|------------|---------------------------------------------------------------|--------|--------|------------|
|                        | Lokasi/<br>Desa                                                   | Lk / M | Pr /<br>F | Jml /<br>T | Lokasi/<br>Desa                                 | Lk / M | Pr / F | Jml /<br>T | Lokasi/<br>Desa                                               | Lk / M | Pr / F | Jml /<br>T |
| (1)                    | (2)                                                               | (3)    | (4)       | (5)        | (6)                                             | (7)    | (8)    | (9)        | (10)                                                          | (11)   | (12)   | (13)       |
| 1.Parakan              | 16                                                                | 0      | 0         | 0          | 16                                              | 2      | 0      | 2          | 16                                                            | 0      | 0      | 0          |
| 2.Kledung              | 13                                                                | 0      | 0         | 0          | 13                                              | 2      | 1      | 3          | 13                                                            | 0      | 0      | 0          |
| 3.Bansari              | 13                                                                | 0      | 0         | 0          | 13                                              | 0      | 0      | 0          | 13                                                            | 0      | 0      | 0          |
| 4.Bulu                 | 19                                                                | 1      | 0         | 1          | 19                                              | 4      | 0      | 4          | 19                                                            | 1      | 1      | 2          |
| 5.Temanggung           | 25                                                                | 0      | 0         | 0          | 25                                              | 10     | 0      | 10         | 25                                                            | 3      | 0      | 3          |
| 6.Tlogomulyo           | 12                                                                | 0      | 0         | 0          | 12                                              | 0      | 0      | 0          | 12                                                            | 0      | 0      | 0          |
| 7.Tembarak             | 13                                                                | 0      | 2         | 2          | 13                                              | 1      | 0      | 1          | 13                                                            | 1      | 0      | 1          |
| 8.Selopampang          | 12                                                                | 0      | 1         | 1          | 12                                              | 1      | 0      | 1          | 12                                                            | 0      | 0      | 0          |
| 9.Kranggan             | 13                                                                | 0      | 0         | 0          | 13                                              | 0      | 0      | 0          | 13                                                            | 0      | 0      | 0          |
| 10.Pringsurat          | 14                                                                | 0      | 1         | 1          | 14                                              | 0      | 0      | 0          | 14                                                            | 1      | 2      | 3          |
| 11.Kaloran             | 14                                                                | 0      | 0         | 0          | 14                                              | 0      | 0      | 0          | 14                                                            | 0      | 0      | 0          |
| 12.Kandangan           | 16                                                                | 0      | 0         | 0          | 16                                              | 0      | 0      | 0          | 16                                                            | 0      | 0      | 0          |
| 13.Kedu                | 14                                                                | 0      | 0         | 0          | 14                                              | 0      | 0      | 0          | 14                                                            | 0      | 0      | 0          |
| 14.Ngadirejo           | 20                                                                | 0      | 0         | 0          | 20                                              | 1      | 0      | 1          | 20                                                            | 5      | 7      | 12         |
| 15.Jumo                | 13                                                                | 0      | 0         | 0          | 13                                              | 0      | 0      | 0          | 13                                                            | 1      | 0      | 1          |
| 16.Gemawang            | 10                                                                | 0      | 1         | 1          | 10                                              | 0      | 0      | 0          | 10                                                            | 1      | 0      | 1          |
| 17.Candiroto           | 14                                                                | 1      | 5         | 6          | 14                                              | 1      | 0      | 1          | 14                                                            | 1      | 1      | 2          |
| 18.Bejen               | 14                                                                | 0      | 0         | 0          | 14                                              | 0      | 0      | 0          | 14                                                            | 0      | 0      | 0          |
| 19.Tetep               | 11                                                                | 0      | 0         | 0          | 11                                              | 0      | 0      | 0          | 11                                                            | 0      | 0      | 0          |
| 20.Wonobojo            | 13                                                                | 0      | 0         | 0          | 13                                              | 0      | 0      | 0          | 13                                                            | 0      | 0      | 0          |
| Jumlah/Total 2020      | 289                                                               | 2      | 10        | 12         | 289                                             | 22     | 1      | 23         | 289                                                           | 14     | 11     | 25         |
| 2019                   | 289                                                               | 2      | 10        | 12         | 289                                             | 22     | 1      | 23         | 289                                                           | 14     | 14     | 28         |
| 2018                   | 289                                                               | 2      | 7         | 9          | 289                                             | 19     | 1      | 20         | 289                                                           | 24     | 55     | 79         |
| 2017                   | 289                                                               | 2      | 9         | 11         | 289                                             | 53     | 1      | 54         | 289                                                           | 353    | 353    | 706        |
| 2016                   | 289                                                               | 15     | 16        | 31         | 289                                             | 33     | 2      | 35         | 289                                                           | 184    | 675    | 859        |

Sumber Data : Dinas Sosial Kabupaten Temanggung

Keterangan : \*) Revisi data Sebelumnya



Tabel/table 4.9.3.

**Banyaknya Karang Taruna, Anggota dan kader  
Menurut Kecamatan di Kabupaten Temanggung, 2020\*)**

*Number of Karang Taruna by District in Temanggung Regency, 2020\*)*

| Kecamatan / District | Status / Status |                           |                 |                          |
|----------------------|-----------------|---------------------------|-----------------|--------------------------|
|                      | Tumbuh / Growth | Berkembang /<br>Developed | Maju / Advanced | Mandiri /<br>Stand alone |
| (1)                  | (3)             | (4)                       | (5)             | (6)                      |
| 1. Parakan           | 15              | 1                         | 0               | 0                        |
| 2. Kledung           | 11              | 2                         | 0               | 0                        |
| 3. Bansari           | 12              | 1                         | 0               | 0                        |
| 4. B u l u           | 15              | 4                         | 0               | 0                        |
| 5. Temanggung        | 21              | 4                         | 0               | 0                        |
| 6. Tlogomulyo        | 8               | 4                         | 0               | 0                        |
| 7. Tembarak          | 7               | 6                         | 0               | 0                        |
| 8. Selopampang       | 4               | 8                         | 0               | 0                        |
| 9. Kranggan          | 5               | 8                         | 0               | 0                        |
| 10. Pringsuarat      | 10              | 4                         | 0               | 0                        |
| 11. Kaloran          | 12              | 2                         | 0               | 0                        |
| 12. Kandangan        | 14              | 2                         | 0               | 0                        |
| 13. K e d u          | 10              | 4                         | 0               | 0                        |
| 14. Ngadirejo        | 20              | -                         | 0               | 0                        |
| 15. J u m o          | 7               | 6                         | 0               | 0                        |
| 16. Gemawang         | 9               | 1                         | 0               | 0                        |
| 17. Candiroto        | 13              | 1                         | 0               | 0                        |
| 18. Bejen            | 8               | 6                         | 0               | 0                        |
| 19. Tretep           | 10              | 1                         | 0               | 0                        |
| 20. Wonobojo         | 10              | 3                         | 0               | 0                        |
| Jumlah/Total 2020    | 221             | 68                        | 0               | 0                        |
| 2019                 | 221             | 68                        | 0               | 0                        |
| 2018                 | 221             | 68                        | 0               | 0                        |
| 2017                 | 221             | 68                        | 0               | 0                        |
| 2016                 | 221             | 68                        | 0               | 0                        |

Sumber Data : Dinas Sosial Kabupaten Temanggung

Source : Social Service of Temanggung Regency

\*) : Data tahun sebelumnya

Tabel/Table 4.9.3.  
Lanjutan/Continued

| Kecamatan / District | Anggota/Member      |                       |                   | Kader / Cadre       |                       |                   |
|----------------------|---------------------|-----------------------|-------------------|---------------------|-----------------------|-------------------|
|                      | Laki-laki /<br>Male | Perempuan /<br>Female | Jumlah /<br>Total | Laki-laki /<br>Male | Perempuan /<br>Female | Jumlah /<br>Total |
| (1)                  | (7)                 | (8)                   | (9)               | (10)                | (11)                  | (12)              |
| 1. Parakan           | 296                 | 69                    | 365               | 32                  | 16                    | 48                |
| 2. Kledung           | 191                 | 82                    | 273               | 10                  | 20                    | 30                |
| 3. Bansari           | 227                 | 105                   | 332               | 56                  | 21                    | 77                |
| 4. B u l u           | 221                 | 196                   | 417               | 35                  | 56                    | 91                |
| 5. Temanggung        | 308                 | 198                   | 506               | 70                  | 56                    | 126               |
| 6. Tlogomulyo        | 157                 | 162                   | 319               | 56                  | 85                    | 141               |
| 7. Tembarak          | 152                 | 128                   | 280               | 75                  | 70                    | 145               |
| 8. Selopampang       | 188                 | 59                    | 247               | 16                  | 50                    | 66                |
| 9. Kranggan          | 173                 | 103                   | 276               | 15                  | 52                    | 67                |
| 10. Pringsurat       | 179                 | 165                   | 344               | 17                  | 30                    | 47                |
| 11. Kaloran          | 109                 | 116                   | 225               | 18                  | 75                    | 93                |
| 12. Kandangan        | 190                 | 158                   | 348               | 12                  | 65                    | 77                |
| 13. K e d u          | 169                 | 160                   | 329               | 21                  | 71                    | 92                |
| 14. Ngadirejo        | 281                 | 282                   | 563               | 81                  | 73                    | 154               |
| 15. J u m o          | 158                 | 162                   | 320               | 12                  | 84                    | 96                |
| 16. Gemawang         | 133                 | 96                    | 229               | 15                  | 68                    | 83                |
| 17. Candiroto        | 260                 | 64                    | 324               | 18                  | 72                    | 90                |
| 18. Bejen            | 182                 | 130                   | 312               | 85                  | 65                    | 150               |
| 19. Tretep           | 197                 | 32                    | 229               | 71                  | 75                    | 146               |
| 20. Wonoboyo         | 241                 | 73                    | 314               | 75                  | 85                    | 160               |
| Jumlah/Total 2020    | 4 012               | 2 540                 | 6 552             | 790                 | 1 189                 | 1 979             |
| 2019                 | 4 012               | 2 540                 | 6 552             | 790                 | 1 189                 | 1 979             |
| 2018                 | 4 012               | 2 540                 | 6 552             | 790                 | 1 189                 | 1 979             |
| 2017                 | 4 012               | 2 540                 | 6 552             | 790                 | 1 189                 | 1 979             |
| 2016                 | 4 012               | 2 540                 | 6 552             | 790                 | 1 189                 | 1 979             |

Sumber Data : Dinas Sosial Kabupaten Temanggung

Keterangan: Tahun 2016 Belum Ada Pendataan Kembali Terkait Anggota dan Kader karang Taruna

Source : *Social Service of Temanggung Regency*

**Tabel / Table 4.9.4**  
**Banyaknya Pekerja Sosial Masyarakat**  
**Menurut Kecamatan di Kabupaten Temanggung, 2020**  
*Number of Social Workers by District in Temanggung Regency, 2020*

| Kecamatan District | Lokasi Location | Desa/ Kelurahan Vilages | Pekerja Sosial Masyarakat Social Workers |                  | Jumlah Total |
|--------------------|-----------------|-------------------------|------------------------------------------|------------------|--------------|
|                    |                 |                         | Laki-laki Male                           | Perempuan Female |              |
| (1)                | (2)             | (3)                     | (4)                                      | (5)              | (6)          |
| 1. Parakan         | 16              | 16                      | 91                                       | 10               | 101          |
| 2. Kledung         | 13              | 13                      | 102                                      | 14               | 116          |
| 3. Bansari         | 13              | 13                      | 0                                        | 0                | 0            |
| 4. Bulu            | 19              | 19                      | 151                                      | 45               | 196          |
| 5. Temanggung      | 25              | 25                      | 64                                       | 36               | 100          |
| 6. Tlogomulyo      | 12              | 12                      | 138                                      | 1                | 139          |
| 7. Tembarak        | 13              | 13                      | 32                                       | 2                | 34           |
| 8. Selopampang     | 12              | 12                      | 0                                        | 0                | 0            |
| 9. Kranggan        | 13              | 13                      | 1                                        | 0                | 1            |
| 10. Pringsurat     | 14              | 14                      | 0                                        | 0                | 0            |
| 11. Kaloran        | 14              | 14                      | 81                                       | 51               | 132          |
| 12. Kandangan      | 16              | 16                      | 155                                      | 67               | 222          |
| 13. Kedu           | 14              | 14                      | 90                                       | 17               | 107          |
| 14. Ngadirejo      | 20              | 20                      | 33                                       | 2                | 35           |
| 15. Jumo           | 13              | 13                      | 66                                       | 18               | 84           |
| 16. Gemawang       | 10              | 10                      | 0                                        | 0                | 0            |
| 17. Candiroto      | 14              | 14                      | 141                                      | 28               | 169          |
| 18. Bejen          | 14              | 14                      | 0                                        | 0                | 0            |
| 19. Tretep         | 11              | 11                      | 0                                        | 0                | 0            |
| 20. Wonoboyo       | 13              | 13                      | 112                                      | 13               | 125          |
| Jumlah/Total 2020  | 289             | 289                     | 1 257                                    | 304              | 1 561        |
| 2019               | 289             | 289                     | 2 293                                    | 455              | 2 748        |
| 2018               | 289             | 289                     | 2 293                                    | 455              | 2 748        |
| 2017               | 289             | 289                     | 2 293                                    | 455              | 2 748        |
| 2016               | 289             | 289                     | 1 625                                    | 363              | 1 988        |

Sumber Data : Dinas Sosial Kabupaten Temanggung

Source : Social Service of Temanggung Regency

**Tabel/Table 4.10.1.**  
**Jumlah mutasi Penerima Manfaat (Kelayan) Di Balai Besar**  
**Rehabilitas Sosial Penyandang Disabilitas Intelektual "Kartini"**  
**Temanggung, 2008-2020**

*Number of Person with Disabilities Intellectual Mutation in Social Rehabilitation Centre  
for Person With Intellectual Disabilities Kartini Temanggung, 2008-2020*

| Tahun /<br>Year | Yang Di Terima/<br>Received |      |      | Swakarya/<br>Independently |      |     | Karyawan<br>Perusahaan/<br>Manufacturing<br>Staf |      |      | Loka Bina Karya |      |      | Kembali Ke<br>Keluarga<br>Karena selesai<br>Pelayanan<br>Back To Family<br>by Graduation |      |       |
|-----------------|-----------------------------|------|------|----------------------------|------|-----|--------------------------------------------------|------|------|-----------------|------|------|------------------------------------------------------------------------------------------|------|-------|
|                 | Lk /                        | Pr / | Jml/ | Lk /                       | Pr / | Jml | Lk /                                             | Pr / | Jml  | Lk /            | Pr / | Jml  | Lk/M                                                                                     | Pr/F | Jml/T |
|                 | M                           | F    | T    | M                          | F    | T   | M                                                | F    | T    | M               | F    | T    | (14)                                                                                     | (15) | (16)  |
| (1)             | (2)                         | (3)  | (4)  | (5)                        | (6)  | (7) | (8)                                              | (9)  | (10) | (11)            | (12) | (13) | (14)                                                                                     | (15) | (16)  |
| 2008            | 35                          | 10   | 45   | -                          | -    | -   | 3                                                | 3    | 6    | -               | -    | -    | 16                                                                                       | 8    | 24    |
| 2009            | 27                          | 20   | 47   | -                          | 1    | 1   | 2                                                | 5    | 7    | -               | -    | -    | 19                                                                                       | 11   | 30    |
| 2010            | 14                          | 7    | 21   | 15                         | 10   | 25  | 2                                                | -    | 3    | -               | -    | -    | 19                                                                                       | 14   | 33    |
| 2011            | 33                          | 25   | 58   | -                          | -    | -   | 5                                                | 4    | 9    | -               | -    | -    | 25                                                                                       | 20   | 45    |
| 2012            | 37                          | 35   | 72   | 2                          | 3    | 5   | 3                                                | 2    | 5    | -               | -    | -    | 25                                                                                       | 25   | 50    |
| 2013            | 48                          | 31   | 79   | 11                         | 3    | 14  | 1                                                | 2    | 3    | -               | -    | -    | 31                                                                                       | 19   | 50    |
| 2014            | 36                          | 30   | 66   | 8                          | 5    | 13  | 0                                                | 3    | 3    | -               | -    | -    | 38                                                                                       | 42   | 80    |
| 2015            | 6                           | 3    | 9    | 43                         | 38   | 81  | 1                                                | 5    | 6    | -               | -    | -    | 19                                                                                       | 21   | 40    |
| 2016            | 28                          | 12   | 40   | 5                          | 9    | 14  | -                                                | 2    | 2    | -               | -    | -    | 22                                                                                       | 18   | 40    |
| 2017            | 49                          | 22   | 71   | 22                         | 19   | 41  | -                                                | 2    | 2    | -               | -    | -    | 29                                                                                       | 16   | 45    |
| 2018            | 30                          | 24   | 54   | 17                         | 22   | 39  | 4                                                | 2    | 6    | -               | -    | -    | 23                                                                                       | 22   | 45    |
| 2019            | 138                         | 93   | 231  | 10                         | 9    | 19  | 7                                                | 9    | 16   | -               | -    | -    | 75                                                                                       | 75   | 150   |
| 2020            | 32                          | 43   | 75   | 3                          | 3    | 6   | 0                                                | 0    | 0    | -               | -    | -    | 32                                                                                       | 43   | 75    |

Sumber Data : Balai Besar Rehabilitas Sosial Penyandang Disabilitas Intelektual "Kartini" (BBRSPDI)

Source : Social Service of Temanggung Regency

Tabel /Table 4.10.1.  
Lanjutan / Continued

| Tahun /<br>Year | Kembali Ke Keluarga<br>Karena Drop Out /<br>Back To Family by<br>Drop Out |      |       | Meninggalkan Pant<br>Tanpa Ijin / Escaped |      |      | Rujukan Ke Pant<br>lain<br>Shifted to Other |      |      | Meninggal Dunia Di<br>panti /<br>Died<br>at institution |      |      |
|-----------------|---------------------------------------------------------------------------|------|-------|-------------------------------------------|------|------|---------------------------------------------|------|------|---------------------------------------------------------|------|------|
|                 |                                                                           |      |       | Lk                                        | Pr   | Jml  | Lk                                          | Pr   | Jml  | Lk                                                      | Pr   | Jml  |
|                 | Lk/M                                                                      | Pr/F | Jml/T | M                                         | F    | T    | M                                           | F    | T    | M                                                       | F    | T    |
| (1)             | (17)                                                                      | (18) | (19)  | (20)                                      | (21) | (22) | (23)                                        | (24) | (25) | (26)                                                    | (27) | (28) |
| 2008            | 11                                                                        | 4    | 15    | 0                                         | 0    | 0    | 0                                           | 0    | 1    | 1                                                       | 0    | 1    |
| 2009            | 22                                                                        | 9    | 31    | 0                                         | 0    | 0    | 0                                           | 0    | 0    | 0                                                       | 0    | 0    |
| 2010            | 3                                                                         | 2    | 5     | 0                                         | 0    | 0    | 0                                           | 0    | 0    | 1                                                       | 0    | 1    |
| 2011            | 3                                                                         | 1    | 4     | 0                                         | 0    | 0    | 0                                           | 0    | 0    | 0                                                       | 0    | 0    |
| 2012            | 12                                                                        | 10   | 22    | 1                                         | 0    | 1    | 2                                           | 0    | 2    | 0                                                       | 0    | 0    |
| 2013            | 17                                                                        | 11   | 28    | 0                                         | 0    | 0    | 0                                           | 0    | 0    | 1                                                       | 0    | 1    |
| 2014            | 13                                                                        | 4    | 17    | 0                                         | 0    | 0    | 0                                           | 0    | 0    | 1                                                       | 0    | 1    |
| 2015            | 5                                                                         | 4    | 9     | 0                                         | 0    | 0    | 0                                           | 0    | 0    | 0                                                       | 0    | 0    |
| 2016            | 9                                                                         | 5    | 14    | 0                                         | 0    | 0    | 0                                           | 0    | 0    | 0                                                       | 0    | 0    |
| 2017            | 15                                                                        | 11   | 26    | 0                                         | 0    | 0    | 0                                           | 0    | 0    | 0                                                       | 0    | 0    |
| 2018            | 17                                                                        | 5    | 22    | 0                                         | 0    | 0    | 0                                           | 0    | 0    | 0                                                       | 0    | 0    |
| 2019            | 4                                                                         | 2    | 6     | 0                                         | 0    | 0    | 0                                           | 2    | 2    | 0                                                       | 0    | 0    |
| 2020            | 32                                                                        | 43   | 75    | 0                                         | 0    | 0    | 0                                           | 0    | 0    | 0                                                       | 0    | 0    |

Sumber Data : Balai Besar Rehabilitas Sosial Penyandang Disabilitas Intelektual "Kartini" (BBRSPDI)  
Source : Social Service of Temanggung Regency

**Tabel/Table 4.10.2**  
**Banyaknya Penerima Manfaat (Kelayan) Menurut Jenis Kelamin**  
**di Balai Desa Rehabilitasi Sosial Penyandang Disabilitas Intelektual (BBRSPDI) "Kartini"**  
**di Temanggung, 2007 - 2020**

*Number of Person With Intellectual by Gender in Social Rehabilities Center for Person With Intellectual Disabilities "Kartini", Temanggung, 2007 - 2020*

| Tahun / Year | Dalam BBRSBG / Inside of BBRSBG |                    |                | Luar BBRSBG / Outside of BBRSBG |                    |                |
|--------------|---------------------------------|--------------------|----------------|---------------------------------|--------------------|----------------|
|              | Laki-laki / Male                | Perempuan / Female | Jumlah / Total | Laki-laki / Male                | Perempuan / Female | Jumlah / Total |
| (1)          | (2)                             | (3)                | (4)            | (5)                             | (6)                | (7)            |
| 2007         | 130                             | 95                 | 225            | 12                              | 8                  | 20             |
| 2008         | 134                             | 91                 | 225            | 16                              | 8                  | 24             |
| 2009         | 131                             | 94                 | 225            | 22                              | 8                  | 30             |
| 2010         | 138                             | 102                | 240            | 31                              | 9                  | 520            |
| 2011         | 137                             | 108                | 245            | 182                             | 122                | 304            |
| 2012         | 136                             | 114                | 250            | 93                              | 64                 | 657            |
| 2013         | 142                             | 108                | 250            | 122                             | 93                 | 215            |
| 2014         | 138                             | 112                | 250            | 116                             | 83                 | 199            |
| 2015         | 95                              | 75                 | 170            | 259                             | 181                | 440            |
| 2016         | 96                              | 66                 | 162            | 296                             | 218                | 514            |
| 2017         | 97                              | 63                 | 160            | 43                              | 27                 | 70             |
| 2018         | 86                              | 64                 | 150            | 290                             | 200                | 490            |
| 2019         | 75                              | 75                 | 150            | 273                             | 222                | 500            |
| 2020         | 43                              | 32                 | 75             | 282                             | 193                | 475            |

Sumber Data : Balai Besar Rehabilitasi Sosial Penyandang Disabilitas Intelektual (BBRSPDI) "Kartini"  
 Source : The Center for Social Rehabilitation of Bina Grahita "Kartini"

Tabel / Table 4.10.3.

## Jumlah Penerimaan Manfaat (Kelayan ) Dan Instruktur /Pendamping Kegiatan

Balai Besar Rehabilitasi Sosial Penyandang Disabilitas Intelektual (BBRSPDI) "Kartini" Temanggung, 2007 - 2020  
*umber of Person With Intelektual Disabilities And Instructure in Social Rehabilitation Center With Intelektual Disabilitie:  
 Grahita (BBRSPDI) "Kartini, 2007-2020*

| Tahun / Year | DALAM BBRSPDI "Kartini"/Inside of BBGRSBG        |     |     |                                        |     |     | Rata-rata<br>Kelayan Per<br>Instruktur /<br>Average Client by<br>Instructure |
|--------------|--------------------------------------------------|-----|-----|----------------------------------------|-----|-----|------------------------------------------------------------------------------|
|              | Instruktur/ Pendamping Kegiatan /<br>Instructure |     |     | Penerima Manfaat (Kelayan) /<br>Client |     |     |                                                                              |
|              | Lk/M                                             | P/F | J/T | L/M                                    | P/F | J/T |                                                                              |
| (1)          | (2)                                              | (3) | (4) | (5)                                    | (6) | (7) | (8)                                                                          |
| 2007         | 42                                               | 42  | 84  | 130                                    | 95  | 225 | 3,00                                                                         |
| 2008         | 34                                               | 38  | 72  | 134                                    | 91  | 225 | 3,00                                                                         |
| 2009         | 31                                               | 44  | 75  | 131                                    | 94  | 225 | 3,00                                                                         |
| 2010         | 27                                               | 44  | 71  | 138                                    | 102 | 240 | 3,00                                                                         |
| 2011         | 30                                               | 50  | 80  | 137                                    | 108 | 245 | 3,00                                                                         |
| 2012         | 31                                               | 46  | 77  | 136                                    | 114 | 250 | 3,00                                                                         |
| 2013         | 32                                               | 46  | 78  | 142                                    | 108 | 250 | 3,00                                                                         |
| 2014         | 21                                               | 38  | 59  | 138                                    | 112 | 250 | 4,00                                                                         |
| 2015         | 17                                               | 32  | 49  | 95                                     | 75  | 170 | 3,00                                                                         |
| 2016         | 24                                               | 40  | 64  | 96                                     | 66  | 162 | 2,00                                                                         |
| 2017         | 24                                               | 41  | 65  | 97                                     | 63  | 160 | 2,00                                                                         |
| 2018         | 8                                                | 30  | 38  | 86                                     | 64  | 150 | 3,00                                                                         |
| 2019         | 6                                                | 9   | 15  | 73                                     | 75  | 150 | 3,00                                                                         |
| 2020         | 6                                                | 9   | 15  | 32                                     | 32  | 75  | 5,00                                                                         |

Sumber Data : Balai Besar Rehabilitasi Sosial Penyandang Disabilitas Intelektual "Kartini" (BBRSPDI)

Source : Social Service of Temanggung Regency

**Tabel / Table 4.10.3.**  
**Lanjutan /Continued**

| Tahun / Year | LUAR BBRSPDI "Kartini"/Outside of BBRSPDI        |     |     |                                        |     |     | Rata-rata<br>Kelayan Per<br>Instruktur /<br>Average Client<br>by Instructure |
|--------------|--------------------------------------------------|-----|-----|----------------------------------------|-----|-----|------------------------------------------------------------------------------|
|              | Instruktur/ Pendamping Kegiatan /<br>Instructure |     |     | Penerima Manfaat (Kelayan) /<br>Client |     |     |                                                                              |
|              | L/M                                              | P/F | J/T | L/M                                    | P/F | J/T |                                                                              |
| (1)          | (2)                                              | (3) | (4) | (5)                                    | (6) | (7) | (8)                                                                          |
| 2007         | 6                                                | 4   | 10  | 12                                     | 8   | 20  | 2                                                                            |
| 2008         | 6                                                | 4   | 10  | 16                                     | 8   | 24  | 2                                                                            |
| 2009         | 14                                               | 13  | 27  | 22                                     | 8   | 30  | 1                                                                            |
| 2010         | 16                                               | 3   | 19  | 31                                     | 9   | 40  | 2                                                                            |
| 2011         | 66                                               | 21  | 87  | 182                                    | 122 | 304 | 3                                                                            |
| 2012         | 30                                               | 20  | 50  | 99                                     | 61  | 160 | 3                                                                            |
| 2013         | 30                                               | 21  | 51  | 122                                    | 93  | 215 | 4                                                                            |
| 2014         | 23                                               | 24  | 47  | 116                                    | 83  | 199 | 4                                                                            |
| 2015         | 69                                               | 34  | 103 | 259                                    | 181 | 440 | 4                                                                            |
| 2016         | 73                                               | 41  | 114 | 296                                    | 218 | 514 | 4                                                                            |
| 2017         | 11                                               | 9   | 20  | 43                                     | 27  | 70  | 3                                                                            |
| 2018         | 45                                               | 88  | 133 | 282                                    | 198 | 480 | 3                                                                            |
| 2019         | 41                                               | 57  | 98  | 348                                    | 452 | 500 | 5                                                                            |
| 2020         | 64                                               | 20  | 84  | 282                                    | 193 | 475 | 5                                                                            |

Sumber Data : Balai Besar Rehabilitas Sosial Penyandang Disabilitas Intelektual "Kartini" (BBRSPDI)  
Source : Social Service of Temanggung Regency



**Tabel/Table 4.10.4****Jumlah Penerimaan Manfaat (Anak Negara)****Balai Besar Rehabilitasi Sosial Penyandang Disabilitas Intelektual (BBRSPDI) "Kartini"****Temanggung, 2007-2020***Number of Client (Dependent Children) in The Center for Social Rehabilitation Disability Intellectual (BBRSPDI) "Kartini" in Temanggung Regency, 2007-2020*

| Tahun / Year | Penerima Manfaat (Anak Negara) / Dependent Children |                    |                |
|--------------|-----------------------------------------------------|--------------------|----------------|
|              | Laki-laki / Male                                    | Perempuan / Female | Jumlah / Total |
| (1)          | (2)                                                 | (3)                | (4)            |
| 2007         | 5                                                   | 2                  | 7              |
| 2008         | 5                                                   | 2                  | 7              |
| 2009         | 5                                                   | 2                  | 7              |
| 2010         | 4                                                   | 2                  | 6              |
| 2011         | 3                                                   | 2                  | 5              |
| 2012         | 3                                                   | 2                  | 5              |
| 2013         | 3                                                   | 2                  | 5              |
| 2014         | 3                                                   | 2                  | 5              |
| 2015         | 3                                                   | 2                  | 5              |
| 2016         | 3                                                   | 2                  | 5              |
| 2017         | 3                                                   | 2                  | 5              |
| 2018         | 3                                                   | 0                  | 3              |
| 2019         | 3                                                   | 0                  | 3              |
| 2020         | 0                                                   | 0                  | 0              |

Sumber Data : Balai Besar Rehabilitasi Sosial Penyandang Disabilitas Intelektual "Kartini" (BBRSPDI)

Source : The Center for Social Rehabilitation of Bina Grahita "Kartini"

Tabel / Table 4.10.5.

**Jumlah penerima Manfaat Menurut Kelompok Umur di Balai Besar Rehabilitasi Sosial Penyandang Disabilitas Intelektual (BBRSPDI) "Kartini" Temanggung, 2009-2020**

*Number of Person With Intellectual Disabilities in Social Rehabilitation Center With Intellectual Disabilities by Age Group In Temanggung Regency, 2009-2020*

| Tahun / Year | DALAM BBRSPDI "Kartini" / Inside of BBRSPDI |     |     |                                  |     |     |                                  |     |      |
|--------------|---------------------------------------------|-----|-----|----------------------------------|-----|-----|----------------------------------|-----|------|
|              | 10 - 14 Thn<br>10 - 14 Years old            |     |     | 15 - 19 Thn<br>15 - 19 Years old |     |     | 15 - 19 Thn<br>15 - 19 Years old |     |      |
|              | L/M                                         | P/F | J/T | L/M                              | P/F | J/T | L/M                              | P/F | J/T  |
| (1)          | (2)                                         | (3) | (4) | (5)                              | (6) | (7) | (8)                              | (9) | (10) |
| 2009         | 3                                           | 2   | 5   | 42                               | 35  | 77  | 56                               | 42  | 98   |
| 2010         | 1                                           | 3   | 4   | 47                               | 36  | 83  | 50                               | 51  | 101  |
| 2011         | 4                                           | 4   | 8   | 51                               | 44  | 95  | 48                               | 42  | 90   |
| 2012         | 4                                           | 3   | 7   | 53                               | 32  | 85  | 45                               | 40  | 85   |
| 2013         | 5                                           | 2   | 7   | 55                               | 39  | 94  | 48                               | 50  | 98   |
| 2014         |                                             |     |     | 32                               | 22  | 54  | 29                               | 27  | 56   |
| 2015         | 1                                           | 1   | 2   | 31                               | 18  | 49  | 34                               | 34  | 68   |
| 2016         | 1                                           | 1   | 2   | 25                               | 20  | 45  | 38                               | 27  | 65   |
| 2017         | 0                                           | 0   | 0   | 29                               | 16  | 45  | 36                               | 33  | 69   |
| 2018         |                                             |     |     | 25                               | 24  | 49  | 41                               | 28  | 69   |
| 2019         |                                             |     |     | 25                               | 24  | 49  | 41                               | 28  | 69   |
| 2020         | 0                                           | 0   | 0   | 5                                | 4   | 9   | 26                               | 23  | 49   |

Sumber Data : Balai Besar Rehabilitasi Sosial Penyandang Disabilitas Intelektual "Kartini" (BBRSPDI)

Source : Social Service of Temanggung Regency

Tabel / Table 4.10.5.

**Jumlah penerima Manfaat Menurut Kelompok Umur di Balai Besar Rehabilitasi Sosial Penyandang Disabilitas Intelektual (BBRSPDI) "Kartini" Temanggung, 2009-2020**

*Number of Person With Intellectual Disabilities in Social Rehabilitation Center With Intellectual Disabilities by Age Group In Temanggung Regency, 2009-2020*

| Tahun / Year | DALAM BBRSPDI "Kartini" / Inside of BBRSPDI |     |     |                                  |     |     |                                  |     |      |
|--------------|---------------------------------------------|-----|-----|----------------------------------|-----|-----|----------------------------------|-----|------|
|              | 10 - 14 Thn<br>10 - 14 Years old            |     |     | 15 - 19 Thn<br>15 - 19 Years old |     |     | 15 - 19 Thn<br>15 - 19 Years old |     |      |
|              | L/M                                         | P/F | J/T | L/M                              | P/F | J/T | L/M                              | P/F | J/T  |
| (1)          | (2)                                         | (3) | (4) | (5)                              | (6) | (7) | (8)                              | (9) | (10) |
| 2009         | 3                                           | 2   | 5   | 42                               | 35  | 77  | 56                               | 42  | 98   |
| 2010         | 1                                           | 3   | 4   | 47                               | 36  | 83  | 50                               | 51  | 101  |
| 2011         | 4                                           | 4   | 8   | 51                               | 44  | 95  | 48                               | 42  | 90   |
| 2012         | 4                                           | 3   | 7   | 53                               | 32  | 85  | 45                               | 40  | 85   |
| 2013         | 5                                           | 2   | 7   | 55                               | 39  | 94  | 48                               | 50  | 98   |
| 2014         | 0                                           | 0   | 0   | 32                               | 22  | 54  | 29                               | 27  | 56   |
| 2015         | 1                                           | 1   | 2   | 31                               | 18  | 49  | 34                               | 34  | 68   |
| 2016         | 1                                           | 1   | 2   | 25                               | 20  | 45  | 38                               | 27  | 65   |
| 2017         | 0                                           | 0   | 0   | 29                               | 16  | 45  | 36                               | 33  | 69   |
| 2018         | 0                                           | 0   | 0   | 25                               | 24  | 49  | 41                               | 28  | 69   |
| 2019         | 0                                           | 0   | 0   | 25                               | 24  | 49  | 41                               | 28  | 69   |
| 2020         | 0                                           | 0   | 0   | 5                                | 4   | 9   | 26                               | 23  | 49   |

Sumber Data : Balai Besar Rehabilitasi Sosial Penyandang Disabilitas Intelektual "Kartini" (BBRSPDI)

Source : Social Service of Temanggung Regency

Tabel/Table 4.10.5.  
Lanjutan/Continued

| Tahun / Year | 25 - 29 Thn<br>25 - 29 Years old |     |     | 30 - 34 Thn<br>30 - 34 Years old |     |     | >=35 Thn<br>>=35 Years old |     |      |
|--------------|----------------------------------|-----|-----|----------------------------------|-----|-----|----------------------------|-----|------|
|              | L/M                              | P/F | J/T | L/M                              | P/F | J/T | L/M                        | P/F | J/T  |
| (1)          | (2)                              | (3) | (4) | (5)                              | (6) | (7) | (8)                        | (9) | (10) |
| 2009         | 21                               | 18  | 39  | 12                               | 5   | 17  | 4                          | -   | 4    |
| 2010         | 21                               | 12  | 33  | 13                               | 5   | 18  | 5                          | 1   | 6    |
| 2011         | 17                               | 20  | 37  | 12                               | 3   | 15  | 4                          | 1   | 5    |
| 2012         | 19                               | 17  | 36  | 4                                | 4   | 8   | 3                          | 1   | 4    |
| 2013         | 24                               | 17  | 41  | 4                                | 3   | 7   | 3                          | 1   | 4    |
| 2014         | 18                               | 13  | 31  | 4                                | 2   | 6   | 3                          |     | 3    |
| 2015         | 16                               | 14  | 30  | 6                                | 2   | 8   | 4                          | 1   | 5    |
| 2016         | 14                               | 9   | 23  | 7                                | 5   | 12  | 4                          | 1   | 5    |
| 2017         | 9                                | 10  | 19  | 5                                | 2   | 7   | 4                          | 1   | 5    |
| 2018         | 15                               | 14  | 29  | 2                                | 1   | 3   | 0                          | 0   |      |
| 2019         | 15                               | 14  | 29  | 2                                | 1   | 3   | 0                          | 0   | 0    |
| 2020         | 9                                | 5   | 14  | 1                                | 1   | 2   | 0                          | 1   | 1    |

Sumber Data : Balai Besar Rehabilitas Sosial Penyandang Disabilitas Intelektual "Kartini" (BBRSPDI)

Source : Social Service of Temanggung Regency

**Tabel/Table 4.10.6**  
**Jumlah Penerima Manfaat di Luar Lembaga Berdasarkan Kelompok Umur**  
**Balai Besar Rehabilitasi Sosial Penyandang Disabilitas Intelektual (BBRSPDI) "Kartini"**  
**Temanggung, 2007-2020**

*Number of Client by Age Groups Outside Kartini Mentally Rehabilitation Center Temanggung,  
 2007-2020*

| Tahun / Year | DI LUAR BBRSPDI "KARTINI" TEMANGGUNG/Outside BBRSPDI |     |     |                                 |     |     |                                 |     |      |
|--------------|------------------------------------------------------|-----|-----|---------------------------------|-----|-----|---------------------------------|-----|------|
|              | 10 - 14 Thn / 10 - 14 years old                      |     |     | 14 - 19 Thn / 15 - 19 years old |     |     | 20 - 24 Thn / 20 - 24 years old |     |      |
|              | L/M                                                  | P/F | J/T | L/M                             | P/F | J/T | L/M                             | P/F | J/T  |
| (1)          | (2)                                                  | (3) | (4) | (5)                             | (6) | (7) | (8)                             | (9) | (10) |
| 2007         | 2                                                    | 2   | 4   | 10                              | 2   | 12  | 3                               | 1   | 4    |
| 2008         | 1                                                    | 1   | 2   | 13                              | 1   | 14  | 7                               | 2   | 9    |
| 2009         | 6                                                    | 8   | 14  | 81                              | 50  | 131 | 75                              | 67  | 142  |
| 2010         | 3                                                    | 1   | 4   | 20                              | 9   | 29  | 15                              | 11  | 26   |
| 2011         | 6                                                    | 4   | 10  | 22                              | 23  | 45  | 28                              | 16  | 44   |
| 2012         | 5                                                    | 4   | 9   | 24                              | 14  | 38  | 22                              | 24  | 46   |
| 2013         | 0                                                    | 0   | 0   | 52                              | 36  | 88  | 60                              | 36  | 96   |
| 2014         | 2                                                    | 5   | 7   | 64                              | 44  | 108 | 59                              | 47  | 106  |
| 2015         | 2                                                    | 5   | 7   | 64                              | 44  | 108 | 59                              | 47  | 106  |
| 2016         | 3                                                    | 1   | 4   | 9                               | 3   | 12  | 17                              | 7   | 24   |
| 2017         | 0                                                    | 0   | 0   | 81                              | 33  | 114 | 66                              | 47  | 113  |
| 2018         | 1                                                    | 2   | 3   | 4                               | 14  | 18  | 52                              | 60  | 112  |
| 2019         | 1                                                    | 2   | 3   | 4                               | 14  | 18  | 52                              | 60  | 112  |
| 2020         | 2                                                    | 2   | 4   | 46                              | 40  | 86  | 58                              | 30  | 88   |

Sumber Data : Balai Besar Rehabilitasi Sosial Penyandang Disabilitas Intelektual (BBRSPDI) "Kartini"

Source : *The Center for Social Rehabilitation of Bina Grahita "Kartini"*

**Tabel / Table 4.10.6**  
**Lanjutan / Continued**

| Tahun / Year | DI LUAR BBRSPDI "KARTINI" TEMANGGUNG/Outside BBRSPDI |     |     |                                    |     |     |                              |     |      |
|--------------|------------------------------------------------------|-----|-----|------------------------------------|-----|-----|------------------------------|-----|------|
|              | 25 - 29 Thn / 25 - 29<br>years old                   |     |     | 30 - 34 Thn / 30 - 34<br>years old |     |     | >=35 Thn / >=35 years<br>old |     |      |
|              | L/M                                                  | P/F | J/T | L/M                                | P/F | J/T | L/M                          | P/F | J/T  |
| (1)          | (2)                                                  | (3) | (4) | (5)                                | (6) | (7) | (8)                          | (9) | (10) |
| 2007         | 5                                                    | 1   | 6   | 1                                  | 2   | 3   | 1                            | 0   | 1    |
| 2008         | 5                                                    | 2   | 7   | 0                                  | 1   | 1   | 2                            | 0   | 2    |
| 2009         | 8                                                    | 0   | 8   | 1                                  | 0   | 1   | 6                            | 0   | 6    |
| 2010         | 45                                                   | 20  | 65  | 25                                 | 21  | 46  | 92                           | 55  | 147  |
| 2011         | 10                                                   | 4   | 14  | 5                                  | 13  | 18  | 50                           | 19  | 69   |
| 2012         | 22                                                   | 20  | 42  | 15                                 | 15  | 30  | 23                           | 22  | 45   |
| 2013         | 25                                                   | 10  | 35  | 29                                 | 20  | 49  | 11                           | 11  | 22   |
| 2014         | 32                                                   | 26  | 58  | 27                                 | 36  | 63  | 22                           | 23  | 45   |
| 2015         | 58                                                   | 37  | 95  | 42                                 | 30  | 72  | 73                           | 53  | 126  |
| 2016         | 3                                                    | 7   | 10  | 6                                  | 3   | 9   | 5                            | 6   | 11   |
| 2017         | 3                                                    | 7   | 10  | 6                                  | 3   | 9   | 5                            | 6   | 11   |
| 2018         | 50                                                   | 47  | 97  | 55                                 | 32  | 87  | 40                           | 38  | 78   |
| 2019         | 60                                                   | 77  | 143 | 72                                 | 73  | 145 | 30                           | 32  | 62   |
| 2020         | 2                                                    | 2   | 4   | 46                                 | 40  | 86  | 58                           | 30  | 88   |

Sumber Data : Balai Besar Rehabilitas Sosial Penyandang Disabilitas Intelektual "Kartini" (BBRSPDI)

Source : The Center for Social Rehabilitation of Bina Grahita "Kartini"

**Tabel / Table 4.11.1.**  
**Data Penerima manfaat di Panti Pelayanan Sosial Disabilitas Netra**  
**"Penganthi" Temanggung, Tahun 2008-2020**  
*Number of Blind Client Accepted in Panganthi Social*  
*Rehabilitation Centre Temanggung, 2008-2020*

| Kecamatan <i>District</i> | Yang Diterima/<br><i>Accepted</i> | Yang Lulus /<br><i>Graduated</i> | Swakarya<br>Mandiri /<br><i>Independent</i> | Karyawan Klinik<br>Pijat /<br><i>Massage Staff</i> | Kembali Ke<br>Keluarga/ <i>Back</i><br><i>to Family</i> |
|---------------------------|-----------------------------------|----------------------------------|---------------------------------------------|----------------------------------------------------|---------------------------------------------------------|
| (1)                       | (2)                               | (3)                              | (4)                                         | (5)                                                | (6)                                                     |
| 2008                      | 12                                | 19                               | 17                                          | 0                                                  | 2                                                       |
| 2009                      | 15                                | 14                               | 2                                           | 12                                                 | 0                                                       |
| 2010                      | 14                                | 21                               | 5                                           | 0                                                  | 3                                                       |
| 2011                      | 19                                | 19                               | 15                                          | 0                                                  | 4                                                       |
| 2012                      | 26                                | 26                               | 2                                           | 20                                                 | 4                                                       |
| 2013                      | 18                                | 18                               | 8                                           | 6                                                  | 4                                                       |
| 2014                      | 20                                | 24                               | 11                                          | 5                                                  | 8                                                       |
| 2015                      | 7                                 | 17                               | 3                                           | 14                                                 | 0                                                       |
| 2016                      | 15                                | 19                               | 7                                           | 9                                                  | 3                                                       |
| 2017                      | 29                                | 20                               | 10                                          | 2                                                  | 8                                                       |
| 2018                      | 20                                | 21                               | 17                                          | 2                                                  | 2                                                       |
| 2019                      | 41                                | 23                               | 16                                          | 7                                                  | 0                                                       |
| 2020                      | 18                                | 18                               | 17                                          | 17                                                 | 1                                                       |

Sumber Data : Panti Pelayanan Sosial Disabilitas Netra "Penganthi" Temanggung

Source : *The Centre for Social Rehabilitation of Bina Grahita "Kartini"*

*\*) disalurkan ke panti pijat dan ke salon*

Tabel / Table 4.11.1.  
Lanjutan / Continued

| Kecamatan / District | Meninggalkan Balai<br>Sebelum Lulus | Rujukan ke Balai Lain/<br>Shifted to Other Institution | Meninggal Dunia Di Balai/<br>Died at Institution |
|----------------------|-------------------------------------|--------------------------------------------------------|--------------------------------------------------|
| (1)                  | (8)                                 | (9)                                                    | (10)                                             |
| 2008                 | 0                                   | 0                                                      | 0                                                |
| 2009                 | 0                                   | 0                                                      | 0                                                |
| 2010                 | 0                                   | 14                                                     | 0                                                |
| 2011                 | 0                                   | 0                                                      | 0                                                |
| 2012                 | 0                                   | 0                                                      | 0                                                |
| 2013                 | 0                                   | 2                                                      | 0                                                |
| 2014                 | 0                                   | 0                                                      | 1                                                |
| 2015                 | 0                                   | 0                                                      | 0                                                |
| 2016                 | 4                                   | 2                                                      | 0                                                |
| 2017                 | 2                                   | 1                                                      | 1                                                |
| 2018                 | 0                                   | 0                                                      | 0                                                |
| 2019                 | 2                                   | 0                                                      | 0                                                |
| 2020                 | 5                                   | 2                                                      | 0                                                |

Sumber Data : Balai Rehabilitasi Sosial (Bahresos) "Penganthi"

Source : The Centre for Social Rehabilitation of Bina Grahita "Kartini"



**Tabel/Table 4.11.2**  
**Banyaknya Penerimaan Manfaat menurut Jenis Kelamin yang Disantuni**  
**di Panti Pelayanan Sosial Disabilitas Netra "Penganthi" Temanggung**  
**Tahun 2008-2020**

*Number of Blind Client by Gender in Penganthi Social Rehabilitation Center Temanggung, 2008-2020*

| Tahun Year | Laki-laki Male | Perempuan Female | Jumlah Total |
|------------|----------------|------------------|--------------|
| (1)        | (2)            | (3)              | (4)          |
| 2008       | 71             | 29               | 100          |
| 2009       | 72             | 28               | 100          |
| 2010       | 76             | 24               | 100          |
| 2011       | 68             | 32               | 100          |
| 2012       | 61             | 39               | 100          |
| 2013       | 64             | 36               | 100          |
| 2014       | 62             | 38               | 100          |
| 2015       | 52             | 28               | 80           |
| 2016       | 43             | 27               | 70           |
| 2017       | 56             | 24               | 80           |
| 2018       | 53             | 27               | 80           |
| 2019       | 69             | 31               | 100          |
| 2020       | 70             | 30               | 100          |

Sumber Data : Panti Pelayanan Sosial Disabilitas Netra "Penganthi" Temanggung

Source : Social Blindness Rehabilitation Center of Penganthi, Temanggung Regency

**Tabel / Table 4.11.3.**  
**Jumlah Penerima Manfaat dan Instruktur**  
**Di Panti Pelayanan Sosial Disabilitas Netra "Penganthi" Temanggung**  
**Tahun 2008-2020**

*Number of Blind Client And Instructure in Penganthi Social Rehabilitation Centre Temanggung, 2008-2020*

| Tahun /<br>Year | Instruktur /<br>Instructure | Penerima Manfaat /<br>Client | Rata-rata Tiap Instruktur /<br>Average |
|-----------------|-----------------------------|------------------------------|----------------------------------------|
| (1)             | (2)                         | (3)                          | (4)                                    |
| 2008            | 29                          | 100                          | 3                                      |
| 2009            | 29                          | 100                          | 3                                      |
| 2010            | 27                          | 100                          | 3                                      |
| 2011            | 18                          | 100                          | 6                                      |
| 2012            | 18                          | 100                          | 6                                      |
| 2013            | 18                          | 100                          | 6                                      |
| 2014            | 18                          | 100                          | 6                                      |
| 2015            | 18                          | 80                           | 4                                      |
| 2016            | 16                          | 70                           | 4                                      |
| 2017            | 16                          | 80                           | 5                                      |
| 2018            | 16                          | 80                           | 5                                      |
| 2019            | 21                          | 100                          | 5                                      |
| 2020            | 20                          | 100                          | 5                                      |

Sumber Data : Balai Rehabilitasi Sosial (Bahresos) "Penganthi"

Source : The Centre for Social Rehabilitation of Bina Grahita "Kartini"

**Tabel / Table 4.12.1**  
**Klasifikasi Profil Desa/Kelurahan Menurut Kecamatan**  
**di Kabupaten Temanggung, 2020**  
*Classification of Village Profiles by District in Temanggung Regency, 2020*

| Kacamatan /<br>District | Klasifikasi / Classification |                             |                   |                             |                   |                             | Jumlah /<br>Total |
|-------------------------|------------------------------|-----------------------------|-------------------|-----------------------------|-------------------|-----------------------------|-------------------|
|                         | Swadaya                      |                             | Swakarya          |                             | Swasembada        |                             |                   |
|                         | Desa /<br>Village            | Kelurahan /<br>Sub-District | Desa /<br>Village | Kelurahan /<br>Sub-District | Desa /<br>Village | Kelurahan /<br>Sub-District |                   |
| (1)                     | (2)                          | (3)                         | (4)               | (5)                         | (6)               | (7)                         | (8)               |
| 1.Parakan               | 5                            | -                           | 8                 | 2                           | 1                 | -                           | 16                |
| 2.Kledu                 | 3                            | -                           | 8                 | -                           | 2                 | -                           | 13                |
| 3.Bansari               | 5                            | -                           | 8                 | -                           | -                 | -                           | 13                |
| 4.Bulu                  | 8                            | -                           | 9                 | -                           | 2                 | -                           | 19                |
| 5.Temanggung            | 2                            | 3                           | 3                 | 13                          | 1                 | 3                           | 25                |
| 6.Tlogomulyo            | 9                            | -                           | 2                 | -                           | 1                 | -                           | 12                |
| 7.Tembarak              | 6                            | -                           | 5                 | -                           | 2                 | -                           | 13                |
| 8.Selopampang           | 4                            | -                           | 6                 | -                           | 2                 | -                           | 12                |
| 9.Kraggan               | 6                            | 1                           | 4                 | -                           | 2                 | -                           | 13                |
| 10.Pringsurat           | 4                            | -                           | 9                 | -                           | 1                 | -                           | 14                |
| 11.Kaloran              | 8                            | -                           | 3                 | -                           | 3                 | -                           | 14                |
| 12.Kandangan            | 3                            | -                           | 10                | -                           | 3                 | -                           | 16                |
| 13.Kedu                 | -                            | -                           | 9                 | -                           | 5                 | -                           | 14                |
| 14.Ngaderjo             | 6                            | 1                           | 6                 | -                           | 7                 | -                           | 20                |
| 15.Jumo                 | 4                            | -                           | 8                 | -                           | 1                 | -                           | 13                |
| 16.Gemawang             | -                            | -                           | 6                 | -                           | 4                 | -                           | 10                |
| 17.Candirototo          | 7                            | -                           | 6                 | -                           | 1                 | -                           | 14                |
| 18.Bejen                | 1                            | -                           | 12                | -                           | 1                 | -                           | 14                |
| 19.Tetep                | 4                            | -                           | 6                 | -                           | 1                 | -                           | 11                |
| 20.Wonobojo             | 7                            | -                           | 6                 | -                           | -                 | -                           | 13                |
| Jumlah/Total 2020       | 92                           | 5                           | 134               | 15                          | 40                | 3                           | 289               |
| 2019                    | 92                           | 5                           | 134               | 15                          | 40                | 3                           | 289               |
| 2018                    | 92                           | 5                           | 134               | 15                          | 40                | 3                           | 289               |
| 2017                    | 92                           | 5                           | 134               | 15                          | 40                | 3                           | 289               |
| 2016                    | 92                           | 5                           | 134               | 15                          | 40                | 3                           | 289               |

Sumber Data : Dinas Pemberdayaan Masyarakat dan Desa Kabupaten Temanggung

Keterangan : \*) Tabel ini baru dimunculkan pada tahun 2017 ini

Source : Village Society Empowerment Board of Temanggung Regency

Note : \*) New Table in 2017

**Tabel / Table 4.12.2.**  
**Banyaknya LPMD / LPMK dan Pengurus**  
**Menurut Kecamatan di Kabupaten Temanggung, 2020**  
*Number of LPMD/LPMK and the Committee in Temanggung Regency, 2020*

| Kecamatan/<br>District | LPMD | LPMK | Pengurus/<br>Committee |
|------------------------|------|------|------------------------|
| (1)                    | (2)  | (3)  | (4)                    |
| 1. Parakan             | 14   | 2    | 192                    |
| 2. Kledung             | 13   | -    | 156                    |
| 3. Bansari             | 13   | -    | 156                    |
| 4. B u l u             | 19   | -    | 228                    |
| 5. Temanggung          | 6    | 19   | 300                    |
| 6. Tlogomulyo          | 12   | -    | 144                    |
| 7. Tembarak            | 13   | -    | 156                    |
| 8. Selopampang         | 12   | -    | 144                    |
| 9. Kranggan            | 12   | 1    | 156                    |
| 10. Pringsurat         | 14   | -    | 168                    |
| 11. Kaloran            | 14   | -    | 168                    |
| 12. Kandangan          | 16   | -    | 192                    |
| 13. K e d u            | 14   | -    | 168                    |
| 14. Ngadirejo          | 19   | 1    | 240                    |
| 15. J u m o            | 13   | -    | 156                    |
| 16. Gemawang           | 10   | -    | 120                    |
| 17. Candiroto          | 14   | -    | 168                    |
| 18. Bejen              | 14   | -    | 168                    |
| 19. Tretep             | 11   | -    | 132                    |
| 20. Wonoboyo           | 13   | -    | 156                    |
| Jumlah/Total 2020      | 266  | 23   | 3 468                  |
| 2019                   | 266  | 23   | 3 468                  |
| 2018                   | 266  | 23   | 3 468                  |
| 2017                   | 266  | 23   | 3 029                  |
| 2016                   | 266  | 23   | 2 890                  |

Sumber Data : Dinas Pemberdayaan masyarakat dan Desa Kabupaten Temanggung  
Source : Village Society Empowerment Board of Temanggung Regency

**Tabel / Table : 4.13.1.**  
**Banyaknya Sarana dan Prasarana Persampahan**  
**yang berfungsi di Kabupaten Temanggung, 2016 - 2020**  
*Number of Serviceable Waste Facilities in Temanggung Regency, 2016-2020*

| Jenis Sarana & Prasarana<br>Persampahan/<br>Type of Waste Facilities | Tahun / Year |      |      |      |      |
|----------------------------------------------------------------------|--------------|------|------|------|------|
|                                                                      | 2016         | 2017 | 2018 | 2019 | 2020 |
| (1)                                                                  | (2)          | (3)  | (4)  | (5)  | (6)  |
| 1. Dump Truk Sampah                                                  | 12           | 12   | 12   | 9    | 9    |
| 2. Truck Arm Roll                                                    | 3            | 3    | 3    | 4    | 4    |
| 3. Pick Up                                                           | 4            | 4    | 4    | 5    | 5    |
| 4. Container                                                         | 20           | 23   | 23   | 28   | 28   |
| 5. Gerobak Sampah *)<br>yang dikuasai                                | 49           | 49   | 49   | 49   | 49   |
| 6. Gerobak Sampah Bemotor                                            |              | 23   | 23   | 22   | 22   |
| 7. Tempat Penampungan<br>Sementara (TPS)                             | 437          | 437  | 437  | 618  | 442  |
| 8. TPS3R                                                             | 5            | 8    | 12   | 12   | 14   |
| 9. Transfer Depo<br>(Lokasi container)                               | 15           | 16   | 16   | 16   | 16   |
| 10. Tempat Pembuangan<br>Akhir (TPA)                                 | 1            | 1    | 1    | 1    | 1    |
| 11. Truk Tinja                                                       | 1            | 1    | 1    | 2    | 2    |
| 12. Alat Berat<br>yang berfungsi                                     | 5            | 5    | 5    | 5    | 5    |
| 13. Container Urinoir                                                | 1            | 1    | 1    | 1    | 1    |

Sumber Data : Dinas Perumahan Pemukiman dan Lingkungan Hidup Kabupaten Temanggung

Source : *Housing, Habitation and Environmental Board of Temanggung Regency*

Keterangan: \*) Truk Tinja dan Kontainer Urinoir milik DPUPKP

**Tabel/Table 4.13.2****Produksi Sampah Rata-rata per Hari (M<sup>3</sup>) Pada Daerah/kawasan yang Terlayani di Kabupaten Temanggung, 2011 - 2020***Average Waste Production per Day (M3) of serviced Area in Temanggung Regency, 2011 - 2020*

| <b>Tahun / Year</b> | <b>Produksi Sampah<br/>Seluruh RT se-Kab.<br/>Temanggung<br/>(M<sup>3</sup>/Hari) *</b> | <b>Produksi Sampah Yang<br/>Terangkut (M<sup>3</sup>/Hari)</b> | <b>Presentase (%)/<br/>Percentage</b> |
|---------------------|-----------------------------------------------------------------------------------------|----------------------------------------------------------------|---------------------------------------|
| (1)                 | (2)                                                                                     | (3)                                                            | (4)                                   |
| 2011                | 1 533,95                                                                                | 130,03                                                         | 8,48                                  |
| 2012                | 1 138,16                                                                                | 171,37                                                         | 11,92                                 |
| 2013                | 1 650,19                                                                                | 188,11                                                         | 11,40                                 |
| 2014                | 1 665,00                                                                                | 195,79                                                         | 11,76                                 |
| 2015                | 1 847,29                                                                                | 201,47                                                         | 10,91                                 |
| 2016                | 1 946,38                                                                                | 207,38                                                         | 10,65                                 |
| 2017                | 1 557,42                                                                                | 262,27                                                         | 16,87                                 |
| 2018                | 1 567,10                                                                                | 296,36                                                         | 20,12                                 |
| 2019                | 1 594,80                                                                                | 230,90                                                         | 14,48                                 |
| 2020                | 1 602,70                                                                                | 282,04                                                         | 17,60                                 |

Sumber Data : Dinas Perumahan, Pemukiman dan Lingkungan Hidup Kabupaten Temanggung

Keterangan : \*) Produksi Sampah di 13 Ibukota Kecamatan Di Kabupaten Temanggung

Source : *Housing, Habitation and Environmental Board of Temanggung Regency*

**Tabel / Table 4.14.1**  
**Frekuensi Kebakaran, Banyaknya Korban dan Taksiran Kerugian**  
**di Kabupaten Temanggung, 2011 - 2020**  
*Fire Incident Frequency in Temanggung Regency, 2011-2020*

| Tahun / Year | Frekuensi<br>Kebakaran/<br>Fire Frequency | Banyaknya Korban / Fire Victim |                       | Taksiran Kerugian<br>(Juta Rp.)/<br>Loss Estimation |
|--------------|-------------------------------------------|--------------------------------|-----------------------|-----------------------------------------------------|
|              |                                           | Mati / Death                   | Luka-luka/<br>Wounded |                                                     |
| (1)          | (2)                                       | (3)                            | (4)                   | (5)                                                 |
| 2011         | 26                                        | 1                              | 0                     | 6 353,50                                            |
| 2012         | 37                                        | 0                              | 0                     | 2 765,00                                            |
| 2013         | 29                                        | 0                              | 1                     | 2 398,00                                            |
| 2014         | 44                                        | 0                              | 0                     | 8 463,00                                            |
| 2015         | 42                                        | 0                              | 0                     | 1 195,00                                            |
| 2016         | 50                                        | 0                              | 0                     | 2 059,70                                            |
| 2017         | 69                                        | 0                              | 0                     | 2 675,00                                            |
| 2018         | 64                                        | 0                              | 0                     | 74 655,00                                           |
| 2019         | 77                                        | 1                              | 2                     | 17 129,50                                           |
| 2020         | 54                                        | 0                              | 4                     | 27 131,00                                           |

Sumber Data / Source : Dinas Satpol PP dan Pemadam Kebakaran/ The Civil Service Unit and the Fire Department Temanggung Regency

**Tabel/Table 4.14.2**  
**Banyaknya Bencana Kebakaran, yang Terbakar**  
**dan yang Kehilangan Tempat Tinggal**  
**di Kabupaten Temanggung, 2011 - 2020**

*Number of Fire Incident, Burnt and Residence Losses in Temanggung Regency, 2011- 2020*

| Tahun /<br>Year | Banyaknya<br>Bencana<br>Kebakaran /<br>Fire Incident | Banyaknya yang Terbakar /<br>Burned Out |                 | Yang Kehilangan Tempat Tinggal<br>/ Residence Losses |               |
|-----------------|------------------------------------------------------|-----------------------------------------|-----------------|------------------------------------------------------|---------------|
|                 |                                                      | Rumah / House                           | Lainya / Others | Keluarga /<br>Family                                 | Jiwa / Person |
| (1)             | (2)                                                  | (3)                                     | (4)             | (5)                                                  | (6)           |
| 2011            | 26                                                   | 29                                      | 21              | 29                                                   | 87            |
| 2012            | 37                                                   | 19                                      | 3               | 19                                                   | 57            |
| 2013            | 29                                                   | 26                                      | 1,6             | 26                                                   | 78            |
| 2014            | 44                                                   | 29                                      | 15              | 29                                                   | 87            |
| 2015            | 42                                                   | 12                                      | 30              | 12                                                   | 36            |
| 2016            | 50                                                   | 24                                      | 26              | 24                                                   | 72            |
| 2017            | 69                                                   | 39                                      | 30              | 45                                                   | 135           |
| 2018            | 64                                                   | 30                                      | 34              | 33                                                   | 87            |
| 2019            | 77                                                   | 29                                      | 48              | 32                                                   | 99            |
| 2020            | 54                                                   | 20                                      | 34              | 20                                                   | 80            |

Sumber Data : Dinas Satpol PP dan Pemadam Kebakaran Kabupaten Temanggung

Source : The Civil Service Unit and Thr Fire Departement Of Temanggung Regency



Tabel / Table : 4.14.3

## Banyaknya Bencana Kebakaran Menurut Bulan

di Kabupaten Temanggung, 2015 - 2020

*Number of Fire Disaster in Temanggung Regency, 2015-2020*

| Bulan / Month                    | Tahun / Year |      |      |      |      |      |
|----------------------------------|--------------|------|------|------|------|------|
|                                  | 2015         | 2016 | 2017 | 2018 | 2019 | 2020 |
| (1)                              | (2)          | (3)  | (4)  | (5)  | (6)  | (7)  |
| 1. Januari<br><i>January</i>     | 1            | 3    | 1    | 1    | 3    | 2    |
| 2. Pebruari<br><i>February</i>   | 0            | 2    | 3    | 2    | 0    | 2    |
| 3. Maret<br><i>March</i>         | 1            | 3    | 3    | 6    | 4    | 5    |
| 4. April<br><i>April</i>         | 6            | 0    | 3    | 6    | 4    | 4    |
| 5. Mei<br><i>May</i>             | 1            | 6    | 7    | 3    | 5    | 2    |
| 6. Juni<br><i>June</i>           | 0            | 4    | 3    | 4    | 9    | 4    |
| 7. Juli<br><i>July</i>           | 6            | 8    | 8    | 8    | 3    | 6    |
| 8. Agustus<br><i>August</i>      | 6            | 3    | 17   | 5    | 7    | 10   |
| 9. September<br><i>September</i> | 5            | 6    | 8    | 11   | 17   | 4    |
| 10. Oktober<br><i>October</i>    | 11           | 6    | 11   | 10   | 17   | 4    |
| 11. Nopember<br><i>November</i>  | 3            | 3    | 3    | 7    | 5    | 7    |
| 12. Desember<br><i>December</i>  | 2            | 6    | 2    | 1    | 3    | 4    |
| <b>Jumlah</b>                    | 42           | 50   | 69   | 64   | 77   | 54   |

Sumber Data / Source : Dinas Satpol PP dan Pemadam Kebakaran/  
The Civil Service Unit and the Fire Department Temanggung Regency

**Tabel/ Table . : 4.15.1.**  
**Hasil Analisa Kualitas Air Sungai dan Mata Air**  
**di Kabupaten Temanggung, 2020**

*The Result of River and Spring Water Quality Analysis in Temanggung Regency, 2020*

| HASIL UJI/ Test Result |                                 |        |           |                                               |                                     |                                               |                                                 |                                        |
|------------------------|---------------------------------|--------|-----------|-----------------------------------------------|-------------------------------------|-----------------------------------------------|-------------------------------------------------|----------------------------------------|
| NO                     | PARAMETER                       | SATUAN | Kelas II  | Mata air<br>Jumpit,<br>Tegalrejo<br>Ngadirejo | Sungai<br>Sangkal<br>Temanggu<br>ng | Sungai<br>Pacar<br>Brojolan<br>Temanggu<br>ng | Sungai<br>Pacar,<br>Kertosari<br>Temanggu<br>ng | Sungai<br>Jengkiling<br>Temanggu<br>ng |
| (1)                    | (2)                             | (3)    | (4)       | (5)                                           | (6)                                 | (7)                                           | (8)                                             | (9)                                    |
| <b>FISIKA</b>          |                                 |        |           |                                               |                                     |                                               |                                                 |                                        |
| 1                      | Temperatur                      | °C     | Deviasi 3 | 0,0                                           | 0,0                                 | 0,0                                           | 0,0                                             | 0,0                                    |
| 2                      | Residu Terlarut                 | mg/l   | 1 000     | 48,8                                          | 72,8                                | 81,9                                          | 79,1                                            | 64,3                                   |
| 3                      | Residu Tersuspensi              | mg/l   | 50        | 1                                             | 23                                  | 22                                            | 12                                              | 15                                     |
| <b>KIMIA</b>           |                                 |        |           |                                               |                                     |                                               |                                                 |                                        |
| 1                      | pH                              | -      | 6-9       | 82,5                                          | 8,43                                | 8,05                                          | 8,31                                            | 8,21                                   |
| 2                      | BOD                             | 8784   | 3         | <5                                            | 73                                  | 52                                            | 12,4                                            | 14,8                                   |
| 3                      | COD                             | mg/l   | 25        | 8                                             | 127                                 | 103                                           | 28                                              | 44                                     |
| 4                      | DO                              | mg/l   | 4         | -                                             | -                                   | -                                             | -                                               | 1,4                                    |
| 5                      | Total Phospat sbg P             | mg/l   | 0,2       | 0,5                                           | 0,6                                 | 2,9                                           | 3,2                                             | 1,9                                    |
| 6                      | Nitrat (NO <sub>3</sub> ) sbg N | mg/l   | 10        | 1,1                                           | 1,7                                 | 3,2                                           | 1,3                                             | <0,1                                   |
| 7                      | Amonia (NH <sub>3</sub> -N)     | mg/l   | (-)       | <0,1                                          | <0,1                                | <0,1                                          | <0,1                                            | -                                      |
| 8                      | Arsen (As)                      | mg/l   | 1         | -                                             | -                                   | -                                             | -                                               | -                                      |
| 9                      | Kobalt (Co)                     | mg/l   | 0,2       | -                                             | -                                   | -                                             | -                                               | -                                      |
| 10                     | Boron (B)                       | mg/l   | 1         | -                                             | -                                   | -                                             | -                                               | -                                      |
| 11                     | Selenium                        | mg/l   | 0,05      | -                                             | -                                   | -                                             | -                                               | -                                      |
| 12                     | Kadmium (Cd)                    | mg/l   | 0,01      | -                                             | -                                   | -                                             | -                                               | -                                      |
| 13                     | Khrom (Cr <sup>+6</sup> )       | mg/l   | 0,05      | -                                             | -                                   | -                                             | -                                               | -                                      |
| 14                     | Tembaga (Cu)                    | mg/l   | 0,02      | -                                             | -                                   | -                                             | -                                               | -                                      |

Sumber Data: Dinas Pemukiman, Perumahan dan Lingkungan Hidup Kabupaten Temanggung

Source : Housing, Habitation and Environmental Board of Temanggung Regency

| NO                 | PARAMETER                     | SATUAN           | Kelas II                       | HASIL UJI/ Test Result                         |                                                 |                                                |                                                   |                                                  |
|--------------------|-------------------------------|------------------|--------------------------------|------------------------------------------------|-------------------------------------------------|------------------------------------------------|---------------------------------------------------|--------------------------------------------------|
|                    |                               |                  |                                | Mata air<br>Jumprit,<br>Tegalrejo<br>Ngadirejo | Sungai<br>Galeh,<br>Parakan<br>Temang -<br>gung | Sungai<br>Kuas<br>Brojolan<br>Temang -<br>gung | Sungai<br>Pacar,<br>Kertosari<br>Teman -<br>ggung | Sungai<br>Progo,<br>Kranggan<br>Temang -<br>gung |
| (1)                | (2)                           | (3)              | (4)                            | (5)                                            | (6)                                             | (7)                                            | (8)                                               | (9)                                              |
| 15                 | Timbal (Pb)                   | mg/l             | 0,03                           | -                                              | -                                               | -                                              | -                                                 | -                                                |
| 16                 | Mangan (Mn)                   | mg/l             | (-)                            | -                                              | -                                               | -                                              | -                                                 | -                                                |
| 17                 | Air Raksa (Hg)                | mg/l             | 0,002                          | -                                              | -                                               | -                                              | -                                                 | -                                                |
| 18                 | Seng (Zn)                     | mg/l             | 0,05                           | -                                              | -                                               | -                                              | -                                                 | -                                                |
| 19                 | Klorida (Cl)                  | mg/l             | 600                            | -                                              | -                                               | -                                              | -                                                 | -                                                |
| 20                 | Sianida                       | mg/l             | 0,02                           | -                                              | -                                               | -                                              | -                                                 | -                                                |
| 21                 | Fluorida (F)                  | mg/l             | 2                              | -                                              | -                                               | -                                              | -                                                 | -                                                |
| 22                 | Nitrit sbg N                  | mg/l             | 0,06                           | -                                              | -                                               | -                                              | -                                                 | -                                                |
| 23                 | Sulfat (SO <sub>4</sub> )     | mg/l             | (-)                            | -                                              | -                                               | -                                              | -                                                 | -                                                |
| 24                 | Khlorin bebas                 | mg/l             | 0,03                           | -                                              | -                                               | -                                              | -                                                 | -                                                |
| 25                 | Belerang sbg H <sub>2</sub> S | mg/l             | 0,002                          | -                                              | -                                               | -                                              | -                                                 | -                                                |
| 26                 | Minyak Lemak                  | µg/l             | 1 000                          | -                                              | -                                               | -                                              | -                                                 | -                                                |
| 27                 | Detergen sbg MBAS             | µg/l             | 200                            | -                                              | -                                               | -                                              | -                                                 | -                                                |
| 28                 | Senyawa Fenol                 | µg/l             | 1                              | -                                              | -                                               | -                                              | -                                                 | -                                                |
| 29                 | Barium (Ba)                   | mg/l             | (-)                            | -                                              | -                                               | -                                              | -                                                 | -                                                |
| BIOLOGI LINGKUNGAN |                               |                  | Kadar maks yg<br>diperbolehkan |                                                |                                                 |                                                |                                                   |                                                  |
| 1                  | Total Coliform                | Jumlah/<br>100ml | 5 000                          | 270                                            | -                                               | 7200                                           | 160000                                            | 1300                                             |
| 2                  | Fecal coliform                | Jumlah/<br>100ml | 1 000                          | 93                                             | 1700                                            | 6200                                           | 35000                                             | 1300                                             |

Sumber Data: Dinas Pemukiman, Perumahan dan Lingkungan Hidup Kabupaten Temanggung

Source : *Housing, Habitation and Environmental Board of Temanggung Regency*

Diuji pada bulan Oktober 2016, di Laboratorium Pengujian dan Analisis Air BPL2H-BLH Prov. Jawa Tengah

Keterangan:

- Tanda (-) pada kolom hasil uji : Tidak diuji

- Parameter mengacu pada Peraturan Pemerintah No. 82 Tahun 2001

- Kriteria Mutu Air berdasarkan Kelas II

**Tabel/Table 4.15.2**  
**Pengukuran Kualitas Udara Ambien Menurut Lokasi**  
**Kabupaten Temanggung, 2020**

| No                         | Parameter                            | Satuan Unit        | Baku Mutu<br>Standard Quality | Pasar Kranggan<br>Kranggan<br>Market | Pasar Parakan<br>Parakan Market   |
|----------------------------|--------------------------------------|--------------------|-------------------------------|--------------------------------------|-----------------------------------|
| (1)                        | (2)                                  | (3)                | (4)                           | (5)                                  | (7)                               |
| <b>I. FISIKA/Physics</b>   |                                      |                    |                               |                                      |                                   |
| 1.                         | Suhu * <i>temperature</i>            | °C                 |                               | -                                    |                                   |
| 2.                         | Tekanan Udara<br><i>air pressure</i> | mmHg               |                               | -                                    |                                   |
| 3.                         | Kelembaban<br><i>Humidity</i>        | % H <sub>2</sub> O |                               | -                                    | Tidak ada Pengujian di tahun 2018 |
| 4.                         | Arah Angin*<br>Wind Direction        | X                  |                               | -                                    |                                   |
| 5.                         | Kecapatan Angin *<br>Wind Velocity   | m/dt               |                               | -                                    |                                   |
| 6.                         | Kebisingan (Leq)<br>noise            | 8784               |                               | -                                    |                                   |
| <b>II. KIMIA/Chemistry</b> |                                      |                    |                               |                                      |                                   |
| KepGub Jateng No.8 Th 2001 |                                      |                    |                               |                                      |                                   |
| 7.                         | Sulfur Dioksida (SO <sub>2</sub> )   | µg/Nm <sup>3</sup> | 632                           |                                      |                                   |
| 8.                         | karbonmonoksida (CO)                 | µg/Nm <sup>3</sup> | 15 000                        |                                      |                                   |
| 9.                         | Nitrogen Dioksida                    | µg/Nm <sup>3</sup> | 316                           |                                      |                                   |
| 10.                        | Ozon (O <sub>3</sub> )*              | µg/Nm <sup>3</sup> | 200                           |                                      |                                   |
| 11.                        | Debu (TSP)*                          | µg/Nm <sup>3</sup> | 230                           |                                      |                                   |
| 12.                        | Timah hitam (Pb)                     | µg/Nm <sup>3</sup> | 0                             |                                      |                                   |
| Kep 50/MenLH/11/96         |                                      |                    |                               |                                      |                                   |
| 13.                        | Ammonia (NH <sub>3</sub> )           | ppm                | 2                             |                                      |                                   |
| 14.                        | Hidrogen Sulfida                     | ppm                | 0,02                          |                                      |                                   |

Sumber Data : Dinas Perumahan, Pemukiman dan Lingkungan Hidup Kabupaten Temanggung  
Source : *Environmental Board of Temanggung regency*

**Tabel/Table 4.15.2**  
**Lanjutan/Continued**

| No                         | Parameter                            | Satuan Unit        | Baku Mutu<br>Standard<br>Quality | Pasar<br>Ngadirejo<br>Ngadirejo<br>Market | Pasar<br>Pringsurat<br>Pringsurat<br>Market | Pasar<br>Temanggung<br>Temanggung<br>Market |
|----------------------------|--------------------------------------|--------------------|----------------------------------|-------------------------------------------|---------------------------------------------|---------------------------------------------|
| (1)                        | (2)                                  | (3)                | (4)                              | (5)                                       | (7)                                         | (9)                                         |
| <b>I. FISIKA/Physics</b>   |                                      |                    |                                  |                                           |                                             |                                             |
| 1.                         | Suhu * <i>temperature</i>            | °C                 | -                                |                                           |                                             |                                             |
| 2.                         | Tekanan Udara<br><i>air pressure</i> | mmHg               | -                                |                                           |                                             |                                             |
| 3.                         | Kelembaban<br><i>Humidity</i>        | % H <sub>2</sub> O | -                                |                                           |                                             | Tidak ada Pengujian di tahun 2018           |
| 4.                         | Arah Angin*<br>Wind Direction        |                    | X                                | -                                         |                                             |                                             |
| 5.                         | Kecapatan Angin *<br>Wind Velocity   | m/dt               | -                                |                                           |                                             |                                             |
| 6.                         | Kebisingan (Leq)<br>noise            | dB(A)              | -                                |                                           |                                             |                                             |
| <b>II. KIMIA/Chemistry</b> |                                      |                    |                                  |                                           |                                             |                                             |
| KepGub Jateng No.8 Th 2001 |                                      |                    |                                  |                                           |                                             |                                             |
| 7.                         | Sulfur Dioksida (SO <sub>2</sub> )   | µg/Nm <sup>3</sup> | -                                |                                           |                                             |                                             |
| 8.                         | karbonmonoksida (CO)                 | µg/Nm <sup>3</sup> | 15 000                           |                                           |                                             |                                             |
| 9.                         | Nitrogen Dioksida                    | µg/Nm <sup>3</sup> | -                                |                                           |                                             |                                             |
| 10.                        | Ozon (O <sub>3</sub> )*              | µg/Nm <sup>3</sup> | 200                              |                                           |                                             |                                             |
| 11.                        | Debu (TSP)*                          | µg/Nm <sup>3</sup> | -                                |                                           |                                             |                                             |
| 12.                        | Timah hitam (Pb)                     | µg/Nm <sup>3</sup> | 0                                |                                           |                                             |                                             |
| Kep 50/MenLH/11/96         |                                      |                    |                                  |                                           |                                             |                                             |
| 13.                        | Ammonia (NH <sub>3</sub> )           | ppm                | -                                |                                           |                                             |                                             |
| 14.                        | Hidrogen Sulfida                     | ppm                | -                                |                                           |                                             |                                             |

Sumber Data : Dinas Perumahan, Pemukiman dan Lingkungan Hidup Kabupaten Temanggung

Keterangan :

Diujikan di bulan Oktober 2016, di Balai Pengujian dan Laboratorium Lingkungan Hidup Laboratorium Pengujian dan Analisa Udara, Biologi dan Prov. Jawa Tengah

Baku Tingkat Kebisingan Sesuai dengan Keputusan Menteri Negara Lingkungan Hidup Nomor Kep-48/MENLH/11/1996



**BAB V**  
**PERTANIAN, PERKEBUNAN, PETERNAKAN dan PERIKANAN**  
*AGRICULTURE, PLANTATION, LIVESTOCK AND FISHERIES*

**1. Pertanian Tanaman Pangan**

Padi sebagai tanaman bahan makanan pokok, memiliki peran yang sangat penting dalam pemenuhan kebutuhan hidup sehari-hari. Tanaman padi juga merupakan tanaman yang banyak ditanam sebagian masyarakat Temanggung. Pada 2020, produksi padi mencapai 156.105,74 ton, mengalami penurunan sebesar 19,12 persen dibanding produksi tahun sebelumnya.

Luas panen padi mencapai 26.458,60 hektar dimana Kecamatan Ngadirejo merupakan wilayah dengan luas panen terluas (2.150,60 hektar) dengan produksi sebanyak 12.688,54 ton.

Produksi jagung pada 2020 ini tercatat sebesar 54.985,35 ton, mengalami penurunan yang cukup signifikan dibanding tahun sebelumnya yaitu sebesar 24,59 persen. Produksi ketela pohon sedikit mengalami penurunan yaitu sebesar 12.032,64 ton, mengalami penurunan tahun sebelumnya yang mencapai 20.100,44 ton hal ini disebabkan karena terjadi penurunan luas lahan pertanian yang tadinya seluas 740,70 ha ditahun 2020 menjadi seluas 365,60 ha atau menurun sebesar 375,10 ha. Produksi ketela rambat mengalami penurunan sebesar 17,97persen disebabkan penurunan luas lahan pertanian sebesar 42,98 persen. Produksi kacang tanah mengalami penurunan sebesar 40,55 persen dari tahun sebelumnya. Sedangkan produksi kacang kedelai untuk tahun ini tidak tersedia datanya.

Jumlah produksi tanaman sayuran di Kabupaten Temanggung pada 2020 mengalami penurunan dan hanya beberapa komoditas saja yang mengalami peningkatan. Komoditas yang mengalami peningkatan adalah sawi dan cabe rawit sedangkan untuk tomat, bawang putih, bawang merah, kentang, kobis, cabe besar, kacang merah dan melinjo mengalami

penurunan produksi. Penurunan produksi tanaman sayuran di Kabupaten Temanggung berbanding lurus dengan penurunan luas panen.

Pada tahun 2020 tanaman buah-buahan seperti durian, rambutan, jambu biji, salak, dan klengkeng, hampir semuanya mengalami penurunan baik luas panen maupun produksinya. Hanya jambu biji yang mengalami penurunan produksi meskipun lahan pertaniannya meningkat. Tanaman buah yang mengalami peningkatan produksi adalah pisang, jika dibandingkan dengan tahun sebelumnya produksi pisang mengalami kenaikan yang cukup signifikan yaitu 62,05 persen atau dengan kenaikan jumlah produksi sebanyak 4.042,56 ton.

### **Food Crop Agriculture**

*Rice as a staple food plant has a very important role in meeting the needs of daily living. Rice plants are also a plant that is planted in part by the people of Temanggung. In 2020, rice production reached 156.105,74 tons, an increase of 19.12 percent compared to the previous year's production.*

*The rice harvested area reaches 26,458.60 hectares where Kranggan District is the area with the largest harvested area (2,150.60 hectares) with a production of 12,688.54 tons.*

*Corn production in 2020 was recorded at 54,985.35 tons, a significant upline compared to the previous year which was 24,59 percent. Cassava production decreased slightly by 12,032.64 tons, down compared to the previous year which reached 20,100.44 tons, this was due to a decrease in the area of agricultural land which had been 365.60 ha in 2020 to 37.10 ha or increased by 375.10 ha. Cassava production decreased by 17.97 percent due to a decrease in agricultural land area by 42.98 percent. Peanut production decreased by 40.55 percent compared to the previous year's production. Whereas soybean production for this year is not available.*

*The harvested amount of vegetable production in Temanggung Regency in 2020 tends to decrease and only a small portion has increased. The commodities that experienced an increase in production are mustard*



*greens and cayenne pepper, while tomatoes, garlic, shallots, potatoes, cabbages, large chilies, red beans and melinjo experienced an decreased production. The decline in vegetable crop production in Temanggung Regency is directly proportional to the decrease in harvested area.*

*In 2020 fruit crops such as durian, rambutan, guava, salak and klengkeng, almost all of them experienced a decrease in both their harvest and production area. Only guava has decreased production even though the agricultural land has increased. The fruit plants that experienced an increase in production were bananas, when compared to the previous year banana production had a significant increase, namely 62.05 percent or with an increase in the amount of production by 4,042.56 tons.*

## **2. Perkebunan**

Jenis tanaman perkebunan rakyat utama di Kabupaten Temanggung antara lain tanaman tembakau, kopi robusta, kopi arabika dan tebu. Luas tanaman tembakau pada 2020 mencapai 17.102,89 hektar dengan jumlah produksi 12.843,81 ton. Hal ini berarti mengalami penurunan dibanding tahun sebelumnya dimana luas tanam turun sebesar 6,53 persen dan jumlah produksinya naik sebesar 7,47 persen. Luas tanaman tebu untuk tahun 2020 mengalami penurunan dibandingkan tahun sebelumnya yaitu sebesar 13,81 persen dengan jumlah produksi 269,98 ton. Tanaman perkebunan juga cenderung mengalami penurunan baik luas tanam maupun jumlah produksi.

Luas hutan rakyat di Kabupaten Temanggung adalah 26.471,00 hektar. Kecamatan yang *hutan* rakyatnya paling luas adalah Kecamatan Pringsurat dengan luas 4.165 hektar. Luas lahan kritis di Kabupaten Temanggung tahun 2020 adalah 25.478,97 hektar. Kecamatan yang lahan kritisnya paling luas adalah Kecamatan Pringsurat. Data hutan rakyat tahun 2020 sama dengan data hutan rakyat tahun 2016 karena belum dilakukan pendataan ulang.

### **Plantations**

*The main types of smallholder plantation crops in the Temanggung regency include tobacco plants, robusta coffee, arabica coffee and sugar cane. Tobacco plant area in 2020 reached 17.102,89 hectares with a total production of 12,843.81 tons. This means that it has increased compared to the previous year where the planting area decreased by 6.53 percent and the total production decreased by 7.47 percent. The area of sugar cane for 2020 has increased compared to the previous year which was 13.81 percent with a total production of 269,98 tons. Plantation crops also tended to experience a decrease in both planted area and production amount.*

*The area of community forests in Temanggung Regency is 26,471.00 hectares. The most extensive community forest area is Pringsurat District with an area of 4,165 hectares. The area of critical land in Temanggung Regency in 2020 is 25,478.97 hectares. The district with the most extensive critical land is Pringsurat District. The data on community forests in 2020-2020 are the same as the data on community forests in 2014-2015 because there has not been any data collection yet.*

### **3. Peternakan**

Sub sektor peternakan terdiri dari ternak besar, ternak kecil dan ternak unggas. Ternak besar meliputi sapi perah dan sapi potong, kerbau dan kuda, sedangkan ternak kecil terdiri dari kambing, domba, babi dan kelinci serta ternak unggas mencakup ayam, itik, entok, burung puyuh dan angsa.

Pada 2020 ini populasi ternak besar seperti sapi perah betina, sapi potong betina, kerbau jantan, kuda jantan, sapi perah jantan, sapi potong jantan, kerbau betina, dan kuda betina cenderung mengalami kenaikan dibanding tahun sebelumnya.

Populasi ternak kecil seperti kambing, domba, dan kelinci mengalami kenaikan sedikit jika dibandingkan tahun sebelumnya, sedangkan untuk babi populasinya masih sama.

Untuk ternak unggas pada tahun 2020 mengalami penurunan jumlah populasi khususnya untuk populasi ayam buras, ayam ras, itik dan burung puyuh. Populasi unggas yang mengalami kenaikan adalah entok dan angsa, namun kenaikannya juga belum signifikan yaitu masih di dibawah 1 persen.

### **Livestock**

*The livestock sub-sector consists of large livestock, small livestock and poultry. Large livestock include dairy cows and beef cattle, buffaloes and horses, while small livestock consisting of goats, sheep, pigs and rabbits and poultry include chickens, ducks, ducklings, quails and geese.*

*In 2020, large livestock populations such as female dairy cows, female beef cattle, male buffalo, stallions, male dairy cows, male cattle, female buffaloes, and mares tend to increase compared to the previous year.*

*Small livestock populations such as goats, sheep, and rabbits have increased slightly when compared to the previous year, while for pigs the population is still the same.*

*For poultry in 2020, the number of population decreased, especially for domestic chickens, purebred chickens, ducks and quails. The poultry population that experienced an increase were ducklings and geese, but the increase was also not significant, which was still below 1 percent.*

## **4. Perikanan**

Luas kolam di Kabupaten Temanggung pada tahun 2020 mencapai 118,46 hektar sedangkan luas kolam terpal hanya 1,19 hektar. Hasil ikan berupa ikan karper, lele, nila dan lain-lain, dimana produksi dan nilai produksinya mengalami kenaikan dibanding tahun sebelumnya. Produksi ikan kolam naik sebesar 3.782,1 kuintal atau 5,07 persen dibandingkan tahun sebelumnya.

Luas mina padi pada 2020 seluas 4.644,09 hektar dengan hasil berupa ikan karper dan nila dengan jumlah produksi 56.812,33 kuintal dan nilai produksi 162.597.795,00 ribu rupiah. Untuk penangkapan ikan di sungai, produksi pada 2020 mencapai 4.626,08 kuintal dengan total nilai produksi 13.426.267,25 ribu rupiah. Sedangkan produksi hasil penangkapan ikan di genangan/cekdam sebanyak 1.489,78 kuintal dengan nilai produksi 5.568.449,20 ribu rupiah.

### **Fisheries**

*The area of ponds in Temanggung Regency in 2020 reached 118.46 hectares while the area of tarpaulin ponds was only 1.19 hectares. The results of fish in the form of carp, catfish, tilapia and others, where the production and production value experienced increase compared to the previous year. Pond fish production increased by 3,782.1 quintals or 5.07 percent compared to the previous year.*

*The area of mina padi in 2020 covers an area of 4,644.09 hectares with yields of carp and tilapia with a total production of 56,812.33 quintals and a production value of 162,597,795.00 thousand rupiahs. For fishing in the river, production in 2020 reached 6,064.86 quintals with a total production value of 13,426,267.25 thousand rupiah. Whereas the production of fishing results in puddles was 1,489.78 quintals with a production value of 5,568,449.20 thousand rupiahs.*

**Tabel / Table : 5.1.1.**  
**Luas Panen dan Jumlah Produksi Tanaman Padi dan Palawija**  
**Menurut Jenis Tanaman per Kecamatan**  
**di Kabupaten Temanggung, 2020**

*Harvesting Area and Total Production Paddy and Palawija Specified by Type per District, 2020*

| Kecamatan<br><i>District</i> | Padi                             | Paddy                               | Jagung                           | Corn                                | Ketela Pohon                     | Cassava                             |
|------------------------------|----------------------------------|-------------------------------------|----------------------------------|-------------------------------------|----------------------------------|-------------------------------------|
|                              | Panen (Ha.)<br><i>Harvesting</i> | Produksi (Ton)<br><i>Production</i> | Panen (Ha.)<br><i>Harvesting</i> | Produksi (Ton)<br><i>Production</i> | Panen (Ha.)<br><i>Harvesting</i> | Produksi (Ton)<br><i>Production</i> |
| (1)                          | (2)                              | (3)                                 | (4)                              | (5)                                 | (6)                              | (7)                                 |
| 1. Parakan                   | 1 493,60                         | 8 812,24                            | 0,00                             | 0,00                                | 0,00                             | 0,00                                |
| 2. Kledung                   | 129,50                           | 764,05                              | 144,00                           | 705,60                              | 0,00                             | 0,00                                |
| 3. Bansari                   | 611,60                           | 3 608,44                            | 453,00                           | 2 219,70                            | 0,00                             | 0,00                                |
| 4. B u l u                   | 1 639,20                         | 9 671,28                            | 469,00                           | 2 298,10                            | 0,00                             | 0,00                                |
| 5. Temanggung                | 2 229,00                         | 13 151,10                           | 108,70                           | 532,63                              | 12,30                            | 464,33                              |
| 6. Tlogomulyo                | 569,10                           | 3 357,69                            | 342,60                           | 1 678,74                            | 0,00                             | 0,00                                |
| 7. Tembarak                  | 806,30                           | 4 757,17                            | 214,00                           | 1 048,60                            | 0,00                             | 0,00                                |
| 8. Selopampang               | 1 519,10                         | 8 962,69                            | 207,10                           | 1 014,79                            | 14,00                            | 452,47                              |
| 9. Kranggan                  | 1 297,00                         | 7 652,30                            | 557,80                           | 2 733,22                            | 14,70                            | 462,49                              |
| 10. Pringsurat               | 1 122,10                         | 6 620,39                            | 298,10                           | 1 460,69                            | 59,00                            | 1 923,10                            |
| 11. Kaloran                  | 1 694,90                         | 9 999,91                            | 1 506,10                         | 7 379,89                            | 155,00                           | 5 075,17                            |
| 12. Kandangan                | 1 782,80                         | 10 518,52                           | 1 185,20                         | 5 807,48                            | 43,60                            | 1 454,01                            |
| 13. K e d u                  | 2 100,50                         | 12 392,95                           | 21,70                            | 106,33                              | 0,00                             | 0,00                                |
| 14. Ngadirejo                | 2 150,60                         | 12 688,54                           | 554,00                           | 2 714,60                            | 0,00                             | 0,00                                |
| 15. J u m o                  | 2 108,00                         | 12 437,20                           | 35,00                            | 171,50                              | 0,00                             | 0,00                                |
| 16. Gemawang                 | 1 498,30                         | 8 839,97                            | 1 954,00                         | 9 574,60                            | 48,00                            | 1 535,24                            |
| 17. Candiroti                | 1 082,40                         | 6 386,16                            | 187,00                           | 916,30                              | 0,00                             | 0,00                                |
| 18. Bejen                    | 1 114,00                         | 6 572,60                            | 1 174,10                         | 5 753,09                            | 0,00                             | 0,00                                |
| 19. Tretop                   | 80,40                            | 474,36                              | 1 518,90                         | 7 442,61                            | 6,00                             | 226,50                              |
| 20. Wonobojo                 | 1 430,20                         | 8 438,18                            | 291,20                           | 1 426,88                            | 13,00                            | 439,33                              |
| <hr/>                        |                                  |                                     |                                  |                                     |                                  |                                     |
| Jumlah 2020                  | 26 458,60                        | 156 105,74                          | 11 221,50                        | 54 985,35                           | 365,60                           | 12 032,64                           |
| 2019                         | 30 567,10                        | 193 021,24                          | 14 369,10                        | 72 914,33                           | 740,70                           | 20 100,44                           |
| 2018                         | 31 465,50                        | 211 077,97                          | 17 967,00                        | 77 939,64                           | 584,10                           | 13 584,52                           |
| 2017                         | 31 552,10                        | 281 174,17                          | 20 825,30                        | 92 755,92                           | 1 042,70                         | 40 179,36                           |
| 2016                         | 30 677,20                        | 212 900,00                          | 20 803,40                        | 103 393,12                          | 1 352,60                         | 43 513,20                           |

Sumber Data : Dinas Ketahanan Pangan, Pertanian dan Perikanan Kab. Temanggung

Source : Department of Food Security, Agriculture and Fisheries of Temanggung Regency

Tabel / Table : 5.1.1. Lanjutan

Continued

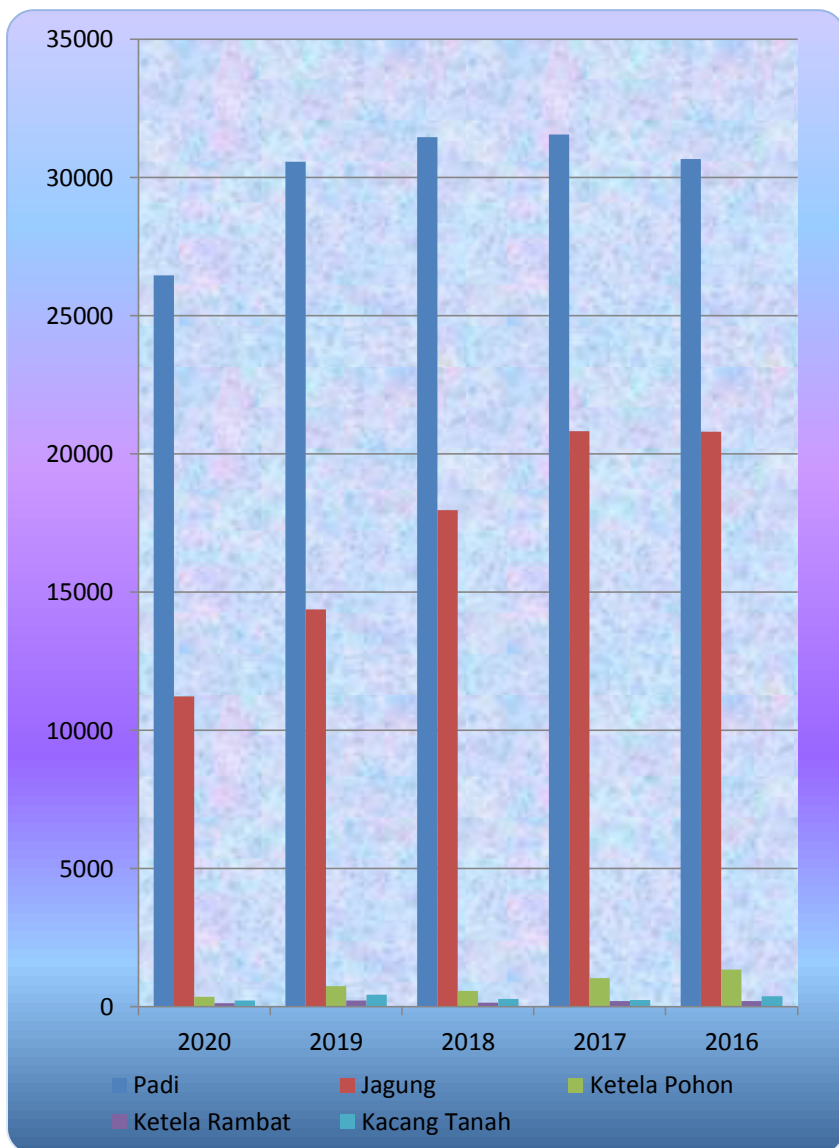
| Kecamatan<br><i>District</i> | Ketela Rambat <i>Cassava</i>     |                                        | Kacang Tanah <i>Peanuts</i>      |                                        | Kacang Kedelai<br><i>Soya Bean</i> |                                        |
|------------------------------|----------------------------------|----------------------------------------|----------------------------------|----------------------------------------|------------------------------------|----------------------------------------|
|                              | Panen (Ha.)<br><i>Harvesting</i> | Produksi<br>(Ton)<br><i>Production</i> | Panen (Ha.)<br><i>Harvesting</i> | Produksi<br>(Ton)<br><i>Production</i> | Panen (Ha.)<br><i>Harvesting</i>   | Produksi<br>(Ton)<br><i>Production</i> |
| (1)                          | (8)                              | (9)                                    | (10)                             | (11)                                   | (12)                               | (13)                                   |
| 1. Parakan                   | 0,00                             | 0,00                                   | 0,00                             | 0,00                                   | 0,00                               | 0,00                                   |
| 2. Kledung                   | 20,00                            | 540,00                                 | 0,00                             | 0,00                                   | 0,00                               | 0,00                                   |
| 3. Bansari                   | 0,00                             | 0,00                                   | 0,00                             | 0,00                                   | 0,00                               | 0,00                                   |
| 4. B u l u                   | 0,00                             | 0,00                                   | 0,00                             | 0,00                                   | 0,00                               | 0,00                                   |
| 5. Temanggung                | 26,50                            | 748,91                                 | 28,40                            | 52,70                                  | 0,00                               | 0,00                                   |
| 6. Tlogomulyo                | 0,00                             | 0,00                                   | 0,00                             | 0,00                                   | 0,00                               | 0,00                                   |
| 7. Tembarak                  | 0,00                             | 0,00                                   | 0,00                             | 0,00                                   | 0,00                               | 0,00                                   |
| 8. Selopampang               | 0,00                             | 0,00                                   | 0,00                             | 0,00                                   | 0,00                               | 0,00                                   |
| 9. Kranggan                  | 50,20                            | 1413,55                                | 52,50                            | 93,75                                  | 0,00                               | 0,00                                   |
| 10. Pringsurat               | 0,00                             | 0,00                                   | 11,00                            | 18,81                                  | 0,00                               | 0,00                                   |
| 11. Kaloran                  | 9,00                             | 0,00                                   | 114,70                           | 186,49                                 | 0,00                               | 0,00                                   |
| 12. Kandangan                | 25,50                            | 239,05                                 | 24,70                            | 44,43                                  | 0,00                               | 0,00                                   |
| 13. K e d u                  | 0,00                             | 0,00                                   | 0,00                             | 0,00                                   | 0,00                               | 0,00                                   |
| 14. Ngadirejo                | 0,00                             | 0,00                                   | 0,00                             | 0,00                                   | 0,00                               | 0,00                                   |
| 15. J u m o                  | 0,00                             | 0,00                                   | 0,00                             | 0,00                                   | 0,00                               | 0,00                                   |
| 16. Gemawang                 | 0,00                             | 719,10                                 | 0,00                             | 0,00                                   | 0,00                               | 0,00                                   |
| 17. Candiroto                | 0,00                             | 0,00                                   | 0,00                             | 0,00                                   | 0,00                               | 0,00                                   |
| 18. Bejen                    | 0,00                             | 0,00                                   | 0,00                             | 0,00                                   | 0,00                               | 0,00                                   |
| 19. Tretap                   | 0,00                             | 0,00                                   | 0,00                             | 0,00                                   | 0,00                               | 0,00                                   |
| 20. Wonobojo                 | 0,00                             | 0,00                                   | 0,00                             | 0,00                                   | 0,00                               | 0,00                                   |
| Jumlah 2020                  | 131,20                           | 3 660,61                               | 231,30                           | 396,18                                 | 0,00                               | 0,00                                   |
| 2019                         | 230,10                           | 4 462,89                               | 439,60                           | 666,39                                 | 0,00                               | 0,00                                   |
| 2018                         | 156,10                           | 2 887,98                               | 287,90                           | 458,45                                 | 0,00                               | 0,00                                   |
| 2017                         | 208,20                           | 4 686,99                               | 243,90                           | 300,24                                 | 5,00                               | 7,00                                   |
| 2016                         | 215,70                           | 5 379,50                               | 380,80                           | 647,50                                 | 7,80                               | 16,00                                  |

Sumber Data : Dinas Ketahanan Pangan, Pertanian dan Perikanan Kab. Temanggung

Source : Department of Food Security, Agriculture and Fisheries of Temanggung Regency

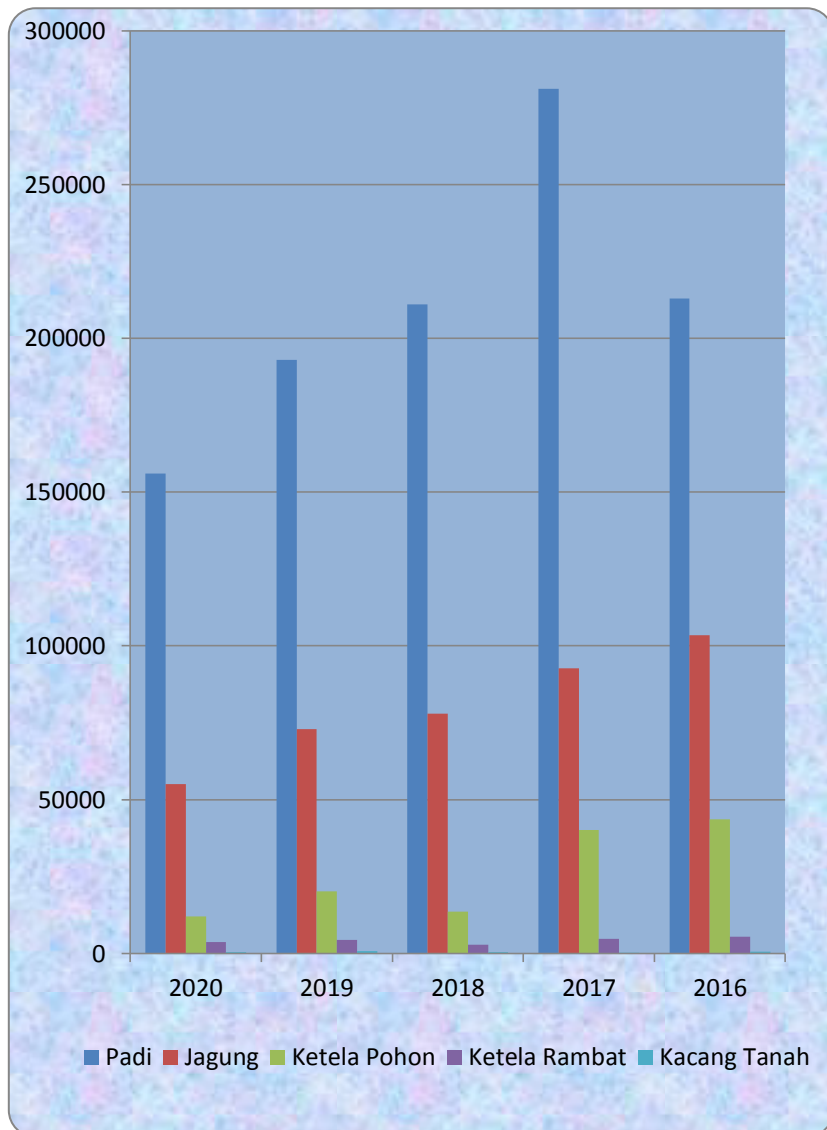
Grafik/ Figure :5.1

Luas Panen Padi dan Palawija di Kabupaten Temanggung, 2016 - 2020 (Ha)  
Harvesting Area of Paddy and Palawija at Temanggung Regency, 2016-2020 (Ha)



Grafik/ Figure :5.2

Produksi Padi dan Palawija di Kabupaten Temanggung , 2016 - 2020 (Ton)  
Paddy and Palawija Production at Temanggung Regency, 2016-2020 (Ton)





**Tabel / Table : 5.1.2.**  
**Luas Panen dan Jumlah Produksi Tanaman Sayuran**  
**Menurut Kecamatan dan Jenis Tanaman**  
**di Kabupaten Temanggung, 2020**

| <i>Harvesting Area and Total Production of Horticulture detailed by District and Plant Type, 2020</i> |                                         |                                            |                                         |                                            |                                         |                                            |
|-------------------------------------------------------------------------------------------------------|-----------------------------------------|--------------------------------------------|-----------------------------------------|--------------------------------------------|-----------------------------------------|--------------------------------------------|
| <b>Kecamatan</b><br><i>District</i>                                                                   | <b>Tomat</b>                            | <i>Tomato</i>                              | <b>Bawang Putih</b>                     | <i>Garlic</i>                              | <b>Bawang Merah</b>                     | <i>Onion</i>                               |
|                                                                                                       | <b>Panen (Ha.)</b><br><i>Harvesting</i> | <b>Produksi (Ton)</b><br><i>Production</i> | <b>Panen (Ha.)</b><br><i>Harvesting</i> | <b>Produksi (Ton)</b><br><i>Production</i> | <b>Panen (Ha.)</b><br><i>Harvesting</i> | <b>Produksi (Ton)</b><br><i>Production</i> |
| (1)                                                                                                   | (2)                                     | (3)                                        | (4)                                     | (5)                                        | (6)                                     | (7)                                        |
| 1. Parakan                                                                                            | 21,00                                   | 256,00                                     | 341,00                                  | 2 070,00                                   | 29,00                                   | 198,00                                     |
| 2. Kledung                                                                                            | 58,00                                   | 617,50                                     | 802,00                                  | 4 965,50                                   | 394,00                                  | 2 816,50                                   |
| 3. Bansari                                                                                            | 18,00                                   | 252,00                                     | 102,00                                  | 816,00                                     | 46,00                                   | 460,00                                     |
| 4. B u l u                                                                                            | 22,00                                   | 182,30                                     | 278,00                                  | 1 515,00                                   | 93,00                                   | 611,00                                     |
| 5. Temanggung                                                                                         | 19,00                                   | 513,00                                     | 0,00                                    | 0,00                                       | 0,00                                    | 0,00                                       |
| 6. Tlogomulyo                                                                                         | 32,00                                   | 438,00                                     | 26,00                                   | 163,00                                     | 332,00                                  | 2 435,50                                   |
| 7. Tembarak                                                                                           | 0,00                                    | 0,00                                       | 46,00                                   | 216,00                                     | 4,00                                    | 28,60                                      |
| 8. Selopampang                                                                                        | 32,00                                   | 630,00                                     | 52,00                                   | 339,50                                     | 23,00                                   | 196,00                                     |
| 9. Kranggan                                                                                           | 0,00                                    | 0,00                                       | 0,00                                    | 0,00                                       | 0,00                                    | 0,00                                       |
| 10. Pringsurat                                                                                        | 0,00                                    | 0,00                                       | 0,00                                    | 0,00                                       | 2,00                                    | 14,00                                      |
| 11. Kaloran                                                                                           | 27,00                                   | 437,70                                     | 31,00                                   | 5,00                                       | 0,00                                    | 0,00                                       |
| 12. Kandangan                                                                                         | 9,00                                    | 128,00                                     | 0,00                                    | 0,00                                       | 0,00                                    | 0,00                                       |
| 13. K e d u                                                                                           | 83,00                                   | 849,00                                     | 10,00                                   | 5,00                                       | 5,00                                    | 36,00                                      |
| 14. Ngadirejo                                                                                         | 49,00                                   | 522,20                                     | 205,00                                  | 1 228,00                                   | 155,00                                  | 1 171,60                                   |
| 15. J u m o                                                                                           | 6,00                                    | 49,10                                      | 0,00                                    | 0,00                                       | 8,00                                    | 64,00                                      |
| 16. Gemawang                                                                                          | 0,00                                    | 0,00                                       | 0,00                                    | 0,00                                       | 0,00                                    | 0,00                                       |
| 17. Candiroto                                                                                         | 12,00                                   | 55,50                                      | 39,00                                   | 375,00                                     | 31,00                                   | 151,50                                     |
| 18. Bejen                                                                                             | 0,00                                    | 0,00                                       | 0,00                                    | 0,00                                       | 0,00                                    | 0,00                                       |
| 19. Tretep                                                                                            | 22,00                                   | 217,50                                     | 419,00                                  | 3 098,00                                   | 66,00                                   | 528,00                                     |
| 20. Wonoboyo                                                                                          | 17,00                                   | 157,50                                     | 106,00                                  | 594,00                                     | 58,00                                   | 460,40                                     |
| <hr/>                                                                                                 |                                         |                                            |                                         |                                            |                                         |                                            |
| Jumlah 2020                                                                                           | 427,00                                  | 5 305,30                                   | 2 457,00                                | 15 390,00                                  | 1 246,00                                | 9 171,10                                   |
| 2019                                                                                                  | 451,00                                  | 5 585,60                                   | 3 044,00                                | 24 086,80                                  | 1 590,00                                | 12 797,93                                  |
| 2018                                                                                                  | 458,00                                  | 6 389,37                                   | 1 748,00                                | 13 803,13                                  | 1 313,00                                | 10 462,73                                  |
| 2017                                                                                                  | 445,50                                  | 5 950,73                                   | 640,00                                  | 4 709,42                                   | 1 439,50                                | 11 028,37                                  |
| 2016                                                                                                  | 263,00                                  | 1 757,70                                   | 530,00                                  | 3 622,00                                   | 1 675,00                                | 13 698,40                                  |

Sumber Data : Dinas Ketahanan Pangan, Pertanian dan Perikanan Kab. Temanggung  
 Source : Department of Food Security, Agriculture and Fisheries of Temanggung Regency

Tabel / Table : 5.1.2. Lanjutan / Continued

| Kecamatan<br><i>District</i> | Kentang                          | Potato                                 | Kobis                            | Cabbage                                | Sawi                             | Mustard Green                       |
|------------------------------|----------------------------------|----------------------------------------|----------------------------------|----------------------------------------|----------------------------------|-------------------------------------|
|                              | Panen (Ha.)<br><i>Harvesting</i> | Produksi<br>(Ton)<br><i>Production</i> | Panen (Ha.)<br><i>Harvesting</i> | Produksi<br>(Ton)<br><i>Production</i> | Panen (Ha.)<br><i>Harvesting</i> | Produksi (Ton)<br><i>Production</i> |
| (1)                          | (8)                              | (9)                                    | (10)                             | (11)                                   | (14)                             | (15)                                |
| 1. Parakan                   | 0,00                             | 0,00                                   | 24,00                            | 330,00                                 | 8,00                             | 70,00                               |
| 2. Kledung                   | 37,00                            | 693,00                                 | 137,00                           | 2942,00                                | 62,00                            | 665,00                              |
| 3. Bansari                   | 19,00                            | 190,00                                 | 73,00                            | 1625,00                                | 0,00                             | 0,00                                |
| 4. B u l u                   | 0,00                             | 0,00                                   | 9,00                             | 101,00                                 | 7,00                             | 212,50                              |
| 5. Temanggung                | 0,00                             | 0,00                                   | 7,00                             | 149,40                                 | 11,00                            | 163,80                              |
| 6. Tlogomulyo                | 0,00                             | 0,00                                   | 12,00                            | 135,00                                 | 4,00                             | 15,00                               |
| 7. Tembarak                  | 0,00                             | 0,00                                   | 0,00                             | 0,00                                   | 0,00                             | 0,00                                |
| 8. Selopampang               | 0,00                             | 0,00                                   | 15,00                            | 313,00                                 | 16,00                            | 230,00                              |
| 9. Kranggan                  | 0,00                             | 0,00                                   | 0,00                             | 0,00                                   | 1,00                             | 10,00                               |
| 10. Pringsurat               | 0,00                             | 0,00                                   | 0,00                             | 0,00                                   | 20,00                            | 165,50                              |
| 11. Kaloran                  | 0,00                             | 0,00                                   | 8,00                             | 75,00                                  | 40,00                            | 335,00                              |
| 12. Kandangan                | 0,00                             | 0,00                                   | 0,00                             | 0,00                                   | 0,00                             | 0,00                                |
| 13. K e d u                  | 0,00                             | 0,00                                   | 74,00                            | 740,00                                 | 81,00                            | 748,00                              |
| 14. Ngadirejo                | 0,00                             | 0,00                                   | 245,00                           | 3430,00                                | 193,00                           | 2480,00                             |
| 15. J u m o                  | 0,00                             | 0,00                                   | 0,00                             | 0,00                                   | 0,00                             | 0,00                                |
| 16. Gemawang                 | 0,00                             | 0,00                                   | 0,00                             | 0,00                                   | 0,00                             | 0,00                                |
| 17. Candiroto                | 0,00                             | 0,00                                   | 22,00                            | 434,50                                 | 22,00                            | 569,50                              |
| 18. Bejen                    | 0,00                             | 0,00                                   | 0,00                             | 0,00                                   | 0,00                             | 0,00                                |
| 19. Tretep                   | 41,00                            | 615,00                                 | 58,00                            | 928,00                                 | 0,00                             | 0,00                                |
| 20. Wonobojo                 | 274,00                           | 5328,50                                | 47,00                            | 681,00                                 | 0,00                             | 0,00                                |
| Jumlah 2020                  | 371,00                           | 6 826,50                               | 731,00                           | 11 883,90                              | 465,00                           | 5 664,30                            |
| 2019                         | 452,00                           | 8 715,50                               | 789,00                           | 15 886,90                              | 464,00                           | 5 102,00                            |
| 2018                         | 427,00                           | 9 058,20                               | 924,00                           | 21 233,00                              | 284,00                           | 4 060,28                            |
| 2017                         | 387,00                           | 8 831,50                               | 839,00                           | 17 960,87                              | 158,00                           | 1 868,42                            |
| 2016                         | 493,00                           | 12 325,00                              | 1 419,00                         | 31 905,00                              | 337,00                           | 3 859,80                            |

Sumber Data : Dinas Ketahanan Pangan, Pertanian dan Perikanan Kab. Temanggung

Source : Department of Food Security, Agriculture and Fisheries of Temanggung Regency

Tabel / Table : 5.1.2. Lanjutan / Continued

| Kecamatan<br><i>District</i> | Cabe Besar                       |                                     | Cabe Rawit                       |                                     |           |
|------------------------------|----------------------------------|-------------------------------------|----------------------------------|-------------------------------------|-----------|
|                              | Panen (Ha.)<br><i>Harvesting</i> | Produksi (Ton)<br><i>Production</i> | Panen (Ha.)<br><i>Harvesting</i> | Produksi (Ton)<br><i>Production</i> |           |
| (1)                          | (16)                             | (17)                                | (18)                             | (19)                                |           |
| 1. Parakan                   | 90,00                            | 804,00                              | 93,00                            | 838,00                              |           |
| 2. Kledung                   | 291,00                           | 1834,00                             | 250,00                           | 1670,40                             |           |
| 3. Bansari                   | 72,00                            | 654,50                              | 73,00                            | 593,50                              |           |
| 4. B u l u                   | 564,00                           | 3765,20                             | 261,00                           | 2316,70                             |           |
| 5. Temanggung                | 93,00                            | 846,30                              | 254,00                           | 2292,80                             |           |
| 6. Tlogomulyo                | 377,00                           | 2966,60                             | 381,00                           | 1493,40                             |           |
| 7. Tembarak                  | 58,00                            | 569,00                              | 72,00                            | 627,00                              |           |
| 8. Selopampang               | 162,00                           | 928,50                              | 34,00                            | 289,00                              |           |
| 9. Kranggan                  | 29,00                            | 274,10                              | 57,00                            | 569,50                              |           |
| 10. Pringsurat               | 23,00                            | 220,00                              | 19,00                            | 187,00                              |           |
| 11. Kaloran                  | 171,00                           | 1566,70                             | 140,00                           | 859,90                              |           |
| 12. Kandangan                | 153,00                           | 1123,20                             | 88,00                            | 477,40                              |           |
| 13. K e d u                  | 97,00                            | 558,60                              | 116,00                           | 590,10                              |           |
| 14. Ngadirejo                | 262,00                           | 1894,50                             | 434,00                           | 2845,50                             |           |
| 15. J u m o                  | 38,00                            | 255,80                              | 47,00                            | 274,90                              |           |
| 16. Gemawang                 | 51,00                            | 507,30                              | 69,00                            | 679,20                              |           |
| 17. Candiroto                | 128,00                           | 422,20                              | 65,00                            | 322,30                              |           |
| 18. Bejen                    | 12,00                            | 71,50                               | 0,00                             | 0,00                                |           |
| 19. Tretep                   | 71,00                            | 603,70                              | 52,00                            | 385,20                              |           |
| 20. Wonobojo                 | 117,00                           | 748,10                              | 117,00                           | 655,90                              |           |
| Jumlah                       | 2 859,00                         | 20 613,80                           | 2 622,00                         | 17 967,70                           |           |
|                              | 2019                             | 3 175,00                            | 21 460,20                        | 2 506,00                            | 16 025,14 |
|                              | 2018                             | 4 733,20                            | 33 079,44                        | 3 202,00                            | 17 439,93 |
|                              | 2017                             | 4 998,20                            | 31 739,78                        | 2 843,50                            | 15 073,78 |
|                              | 2016                             | 3 845,00                            | 25 745,25                        | 1 323,00                            | 6 943,28  |

Sumber Data : Dinas Ketahanan Pangan, Pertanian dan Perikanan Kab. Temanggung

Source : Department of Food Security, Agriculture and Fisheries of Temanggung Regency

Tabel / Table : 5.1.2. Lanjutan / Continued

| Kecamatan<br><i>District</i> | Kacang merah                     | <i>Red Bean</i>                     | Melinjo / <i>Gnetum</i>            |                                     |        |
|------------------------------|----------------------------------|-------------------------------------|------------------------------------|-------------------------------------|--------|
|                              | Panen (Ha.)<br><i>Harvesting</i> | Produksi (Ton)<br><i>Production</i> | Panen (Pohon)<br><i>Harvesting</i> | Produksi (Ton)<br><i>Production</i> |        |
| (1)                          | (16)                             | (17)                                | (18)                               | (19)                                |        |
| 1. Parakan                   | 178,00                           | 181,00                              | 0,00                               | 0,00                                |        |
| 2. Kledung                   | 50,00                            | 242,00                              | 0,00                               | 0,00                                |        |
| 3. Bansari                   | 2,00                             | 6,60                                | 0,00                               | 0,00                                |        |
| 4. B u l u                   | 1,00                             | 10,00                               | 19,00                              | 0,35                                |        |
| 5. Temanggung                | 0,00                             | 0,00                                | 0,00                               | 0,00                                |        |
| 6. Tlogomulyo                | 16,00                            | 140,00                              | 31,00                              | 1,26                                |        |
| 7. Tembarak                  | 0,00                             | 0,00                                | 0,00                               | 0,00                                |        |
| 8. Selopampang               | 6,00                             | 6,00                                | 22,00                              | 0,47                                |        |
| 9. Kranggan                  | 0,00                             | 0,00                                | 28,00                              | 3,05                                |        |
| 10. Pringsurat               | 0,00                             | 0,00                                | 113,00                             | 2,62                                |        |
| 11. Kaloran                  | 0,00                             | 0,00                                | 180,00                             | 7,51                                |        |
| 12. Kandangan                | 0,00                             | 0,00                                | 1 874,00                           | 60,72                               |        |
| 13. K e d u                  | 7,00                             | 11,00                               | 0,00                               | 0,00                                |        |
| 14. Ngadirejo                | 410,00                           | 1 198,00                            | 0,00                               | 0,00                                |        |
| 15. J u m o                  | 0,00                             | 0,00                                | 159,00                             | 2,26                                |        |
| 16. Gemawang                 | 0,00                             | 0,00                                | 1 950,00                           | 44,76                               |        |
| 17. Candiroto                | 0,00                             | 0,00                                | 242,00                             | 9,66                                |        |
| 18. Bejen                    | 0,00                             | 0,00                                | 700,00                             | 19,71                               |        |
| 19. Tretep                   | 0,00                             | 0,00                                | 0,00                               | 0,00                                |        |
| 20. Wonobojo                 | 20,00                            | 49,00                               | 0,00                               | 0,00                                |        |
| <hr/>                        |                                  |                                     |                                    |                                     |        |
| Jumlah                       | 2020                             | 690,00                              | 1 843,60                           | 5 318,00                            | 152,37 |
|                              | 2019                             | 697,00                              | 2 526,60                           | 10 262,00                           | 403,65 |
|                              | 2018                             | 684,00                              | 2 501,60                           | 10 262,00                           | 403,65 |
|                              | 2017                             | 592,00                              | 1 877,06                           | 12 579,00                           | 286,52 |
|                              | 2016                             | 1 073,00                            | 3 309,80                           | 7 698,00                            | 329,26 |

Sumber Data : Dinas Ketahanan Pangan, Pertanian dan Perikanan Kab. Temanggung

Source : Department of Food Security, Agriculture and Fisheries of Temanggung Regency

**Tabel / Table : 5.1.3.**  
**Jumlah Tanaman Buah-Buahan yang Menghasilkan dan**  
**Produksinya Menurut Kecamatan dan Jenis Tanaman**  
**di Kabupaten Temanggung, 2020**

*Production of Fruits and Plant Type, 2020*

| Kecamatan<br><i>District</i> | Durian                             | <i>Durians</i>                         | Rambutan                              | <i>Rambutans</i>                       | Jambu Biji                            | <i>Guava</i>                           |
|------------------------------|------------------------------------|----------------------------------------|---------------------------------------|----------------------------------------|---------------------------------------|----------------------------------------|
|                              | Panen (Pohon)<br><i>Harvesting</i> | Produksi<br>(Ton)<br><i>Production</i> | Panen<br>(Pohon)<br><i>Harvesting</i> | Produksi<br>(Ton)<br><i>Production</i> | Panen<br>(Pohon)<br><i>Harvesting</i> | Produksi<br>(Ton)<br><i>Production</i> |
| (1)                          | (2)                                | (3)                                    | (4)                                   | (5)                                    | (6)                                   | (7)                                    |
| 1. Parakan                   | 571,00                             | 50,96                                  | 0,00                                  | 0,00                                   | 2 302,00                              | 85,25                                  |
| 2. Kledung                   | 0,00                               | 0,00                                   | 0,00                                  | 0,00                                   | 1 600,00                              | 127,58                                 |
| 3. Bansari                   | 0,00                               | 0,00                                   | 0,00                                  | 0,00                                   | 7 069,00                              | 738,37                                 |
| 4. B u l u                   | 557,00                             | 86,94                                  | 400,00                                | 13,08                                  | 12 559,00                             | 600,65                                 |
| 5. Temanggung                | 233,00                             | 20,80                                  | 1 124,00                              | 66,17                                  | 1 052,00                              | 29,47                                  |
| 6. Tlogomulyo                | 9,00                               | 1,17                                   | 109,00                                | 14,19                                  | 501,00                                | 53,55                                  |
| 7. Tembarak                  | 287,00                             | 42,04                                  | 486,00                                | 12,11                                  | 287,00                                | 42,04                                  |
| 8. Selopampang               | 434,00                             | 66,10                                  | 906,00                                | 68,00                                  | 365,00                                | 32,21                                  |
| 9. Kranggan                  | 25 300,00                          | 2 259,60                               | 0,00                                  | 0,00                                   | 600,00                                | 26,72                                  |
| 10. Pringsurat               | 6 787,00                           | 605,63                                 | 20,00                                 | 1,14                                   | 280,00                                | 14,96                                  |
| 11. Kaloran                  | 230,00                             | 59,11                                  | 135,00                                | 7,63                                   | 13 977,00                             | 868,08                                 |
| 12. Kandangan                | 2 121,00                           | 303,77                                 | 9 754,00                              | 575,08                                 | 2 454,00                              | 231,27                                 |
| 13. K e d u                  | 177,00                             | 15,80                                  | 423,00                                | 27,78                                  | 920,00                                | 36,26                                  |
| 14. Ngadirejo                | 60,00                              | 5,36                                   | 0,00                                  | 0,00                                   | 1 570,00                              | 83,11                                  |
| 15. J u m o                  | 982,00                             | 136,04                                 | 287,00                                | 19,91                                  | 115,00                                | 3,04                                   |
| 16. Gemawang                 | 5 010,00                           | 507,16                                 | 580,00                                | 20,67                                  | 850,00                                | 51,43                                  |
| 17. Candiroto                | 162,00                             | 14,46                                  | 421,00                                | 16,82                                  | 1 971,00                              | 148,18                                 |
| 18. Bejen                    | 4 050,00                           | 361,40                                 | 1 825,00                              | 0,00                                   | 3 533,00                              | 289,08                                 |
| 19. Tretep                   | 85,00                              | 5,68                                   | 0,00                                  | 0,00                                   | 53 628,00                             | 3 963,69                               |
| 20. Wonobojo                 | 0,00                               | 0,00                                   | 0,00                                  | 0,00                                   | 2 095,00                              | 219,76                                 |
| <hr/>                        |                                    |                                        |                                       |                                        |                                       |                                        |
| Jumlah 2020                  | 47 055,00                          | 4 542,02                               | 16 470,00                             | 842,58                                 | 107 728,00                            | 7 644,70                               |
| 2019                         | 48 695,97                          | 5 253,32                               | 18 056,00                             | 1 185,98                               | 91 105,00                             | 9 697,77                               |
| 2018                         | 51 069,00                          | 4 862,34                               | 23 467,00                             | 1 550,02                               | 91 106,00                             | 7 979,09                               |
| 2017                         | 50 144,00                          | 4 137,01                               | 22 879,00                             | 1 011,51                               | 105 690,00                            | 6 666,82                               |
| 2016                         | 30 276,00                          | 3 738,20                               | 18 873,00                             | 1 203,30                               | 74 022,00                             | 4 916,30                               |

Sumber Data : Dinas Ketahanan Pangan, Pertanian dan Perikanan Kab. Temanggung

Source : *Department of Food Security, Agriculture and Fisheries of Temanggung Regency*

Keterangan : revisi data sebelumnya

Tabel / Table : 5.1.3. Lanjutan / Continued

| Kecamatan<br>District | Klengkeng <i>Longan</i> |                   | Salak <i>Snake Fruits</i> |                   | Pisang*) <i>Banana</i> |                   |
|-----------------------|-------------------------|-------------------|---------------------------|-------------------|------------------------|-------------------|
|                       | Panen<br>(Pohon)        | Produksi<br>(Ton) | Panen<br>(Pohon)          | Produksi<br>(Ton) | Panen<br>(Pohon)       | Produksi<br>(Ton) |
|                       | <i>Harvesting</i>       | <i>Production</i> | <i>Harvesting</i>         | <i>Production</i> | <i>Harvesting</i>      | <i>Production</i> |
|                       | (1)                     | (8)               | (9)                       | (10)              | (11)                   | (12)              |
| 1. Parakan            | 0,00                    | 0,00              | 0,00                      | 0,00              | 2 277,00               | 165,91            |
| 2. Kledung            | 0,00                    | 0,00              | 0,00                      | 0,00              | 350,00                 | 14,50             |
| 3. Bansari            | 0,00                    | 0,00              | 0,00                      | 0,00              | 3 777,00               | 253,22            |
| 4. B u l u            | 0,00                    | 0,00              | 1 292,00                  | 24,36             | 2 477,00               | 183,44            |
| 5. Temanggung         | 167,00                  | 33,40             | 2 615,00                  | 57,54             | 19 952,00              | 1 525,24          |
| 6. Tlogomulyo         | 0,00                    | 0,00              | 17,00                     | 0,10              | 1 172,00               | 61,70             |
| 7. Tembarak           | 150,00                  | 90,00             | 1 698,00                  | 23,82             | 2 594,00               | 154,08            |
| 8. Selopampang        | 212,00                  | 5,00              | 1 235,00                  | 22,94             | 6 543,00               | 411,29            |
| 9. Kranggan           | 0,00                    | 0,00              | 10 000,00                 | 67,12             | 3 035,00               | 220,15            |
| 10. Pringsurat        | 1 691,00                | 16,00             | 20 875,00                 | 264,42            | 29 210,00              | 2 229,79          |
| 11. Kaloran           | 0,00                    | 0,00              | 55 731,00                 | 907,24            | 24 403,00              | 1 420,33          |
| 12. Kandangan         | 3 158,00                | 465,00            | 9 877,00                  | 178,95            | 43 290,00              | 1 998,29          |
| 13. K e d u           | 0,00                    | 0,00              | 2 601,00                  | 28,63             | 5 104,00               | 193,91            |
| 14. Ngadirejo         | 0,00                    | 0,00              | 1 350,00                  | 13,46             | 2 500,00               | 158,57            |
| 15. J u m o           | 0,00                    | 0,00              | 1 376,00                  | 11,28             | 3 016,00               | 169,26            |
| 16. Gemawang          | 0,00                    | 0,00              | 640,00                    | 5,45              | 9 750,00               | 436,76            |
| 17. Candiroto         | 0,00                    | 0,00              | 1 427,00                  | 20,72             | 10 922,00              | 400,75            |
| 18. Bejen             | 195,00                  | 3,30              | 375,00                    | 2,45              | 10 000,00              | 497,61            |
| 19. Tretep            | 0,00                    | 0,00              | 0,00                      | 0,00              | 800,00                 | 44,35             |
| 20. Wonobojo          | 0,00                    | 0,00              | 0,00                      | 0,00              | 316,00                 | 18,25             |
| Jumlah 2020           | 5 573,00                | 612,70            | 111 109,00                | 1 628,48          | 181 488,00             | 10 557,40         |
| 2019                  | 14 811,00               | 6 426,82          | 116 865,00                | 1 953,30          | 111 010,00             | 6 514,84          |
| 2018                  | 13 161,00               | 526,44            | 143 929,00                | 2 374,30          | 121 901,00             | 6 109,93          |
| 2017                  | 9 080,00                | 2 108,50          | 111 658,00                | 1 902,89          | 74 305,00              | 6 272,42          |
| 2016                  | 2 537,00                | 126,80            | 119 351,00                | 1 463,30          | 142 988,00             | 7 134,30          |

Sumber Data : Dinas Ketahanan Pangan, Pertanian dan Perikanan Kab. Temanggung

Source : Department of Food Security, Agriculture and Fisheries of Temanggung Regency

Keterangan : \*) Luas panen rumpun

**Tabel / Table : 5.1.4.**  
**Realisasi Kebutuhan Pupuk Untuk Sub Sektor Pertanian, Perkebunan,**  
**Kehutanan, Peternakan dan Perikanan Menurut Kecamatan**  
**di Kabupaten Temanggung, 2020**

*Realization of Fertilizer Needs for Agriculture, Plantation, Forestry, Farm, Fisheries detailed by District, 2020*

| Kecamatan<br><i>District</i> | Urea (Ton)<br><i>Urea Fertilizer</i> | SP36 /TSP (Ton) |
|------------------------------|--------------------------------------|-----------------|
| (1)                          | (2)                                  | (3)             |
| 1. Parakan                   | 478,59                               | 116,11          |
| 2. Kledung                   | 664,34                               | 105,15          |
| 3. Bansari                   | 703,57                               | 99              |
| 4. B u l u                   | 912,38                               | 93,19           |
| 5. Temanggung                | 677,27                               | 62,55           |
| 6. Tlogomulyo                | 522,4                                | 68,68           |
| 7. Tembarak                  | 660,97                               | 63,05           |
| 8. Selopampang               | 557,87                               | 88,7            |
| 9. Kranggan                  | 544,41                               | 30,16           |
| 10. Pringsurat               | 418,84                               | 41,1            |
| 11. Kaloran                  | 742,24                               | 68,77           |
| 12. Kandangan                | 1153,63                              | 167,28          |
| 13. K e d u                  | 1455,05                              | 105,72          |
| 14. Ngadirejo                | 1213,11                              | 141,76          |
| 15. J u m o                  | 722,75                               | 114,77          |
| 16. Gemawang                 | 1823,2                               | 303,09          |
| 17. Candiroto                | 1112,65                              | 128,55          |
| 18. Bejen                    | 679,8                                | 82,94           |
| 19. Tretep                   | 838,6                                | 130,87          |
| 20. Wonobojo                 | 1170,44                              | 103,81          |
| <hr/>                        |                                      |                 |
| Jumlah 2020                  | 17 052,11                            | 2 115,25        |
| 2019                         | 18 961,70                            | 2 942,16        |
| 2018                         | 18 364,18                            | 2 827,66        |
| 2017                         | 20 633,65                            | 3 246,98        |
| 2016                         | 21 573,10                            | 4 758,00        |

Sumber Data : Dinas Ketahanan Pangan, Pertanian dan Perikanan Kab. Temanggung  
*Source : Department of Food Security, Agriculture and Fisheries of Temanggung Regency*

**Tabel / Table : 5.2.1.**  
**Luas Tanaman dan Produksi Tanaman Perkebunan Rakyat**  
**Menurut Kecamatan dan Jenis Tanaman**  
**di Kabupaten Temanggung, 2020**

*The Area of People's Plantation by Type of Plants in Temanggung Regency, 2020*

| Kecamatan<br>District | Kopi Arabika/ Arabica<br>Coffe |                   | Kopi Robusta/ Robusta<br>Coffe |                   | Cengkeh/ Clove |                   |        |
|-----------------------|--------------------------------|-------------------|--------------------------------|-------------------|----------------|-------------------|--------|
|                       | Luas<br>(Ha.)                  | Produksi<br>(Ton) | Luas<br>(Ha.)                  | Produksi<br>(Ton) | Luas<br>(Ha.)  | Produksi<br>(Ton) |        |
| (1)                   | (2)                            | (3)               | (4)                            | (5)               | (6)            | (7)               |        |
| 1. Parakan            | 56,70                          | 19,85             | 11,30                          | 4,52              | 0,39           | 0,06              |        |
| 2. Kledung            | 256,00                         | 135,68            | 0,00                           | 0,00              | 1,00           | 0,10              |        |
| 3. Bansari            | 56,41                          | 39,49             | 1,25                           | 0,75              | 1,04           | 0,23              |        |
| 4. B u l u            | 125,52                         | 75,31             | 5,73                           | 2,84              | 1,58           | 0,28              |        |
| 5. Temanggung         | 0,00                           | 0,00              | 25,49                          | 17,94             | 0,42           | 0,41              |        |
| 6. Tlogomulyo         | 3,54                           | 1,02              | 6,84                           | 3,37              | 2,15           | 0,67              |        |
| 7. Tembarak           | 19,00                          | 14,44             | 9,70                           | 4,51              | 5,81           | 2,18              |        |
| 8. Selopampang        | 10,14                          | 4,26              | 22,78                          | 12,01             | 0,35           | 0,09              |        |
| 9. Kranggan           | 0,00                           | 0,00              | 448,50                         | 224,25            | 17,01          | 3,40              |        |
| 10. Pringsurat        | 0,00                           | 0,00              | 1 010,00                       | 656,50            | 7,60           | 3,04              |        |
| 11. Kaloran           | 28,84                          | 12,98             | 854,21                         | 635,53            | 15,69          | 7,85              |        |
| 12. Kandangan         | 0,10                           | 0,04              | 1 901,40                       | 1 945,13          | 212,22         | 127,33            |        |
| 13. K e d u           | 0,00                           | 0,00              | 119,81                         | 119,81            | 2,95           | 0,22              |        |
| 14. Ngadirejo         | 325,03                         | 227,54            | 6,43                           | 5,18              | 0,00           | 0,00              |        |
| 15. J u m o           | 0,00                           | 0,00              | 840,76                         | 756,68            | 2,57           | 0,61              |        |
| 16. Gemawang          | 0,00                           | 0,00              | 1 837,70                       | 1 837,70          | 100,10         | 50,05             |        |
| 17. Candiroto         | 23,69                          | 13,03             | 1 232,84                       | 739,70            | 4,28           | 1,50              |        |
| 18. Bejen             | 0,00                           | 0,00              | 2 273,90                       | 1 978,29          | 42,35          | 18,21             |        |
| 19. Tretep            | 232,00                         | 208,80            | 211,25                         | 232,38            | 15,23          | 6,09              |        |
| 20. Wonobojo          | 230,00                         | 126,50            | 687,00                         | 583,95            | 5,00           | 1,75              |        |
| <hr/>                 |                                |                   |                                |                   |                |                   |        |
| Jumlah                | 2020                           | 1 366,97          | 878,93                         | 11 506,89         | 9 761,05       | 437,73            | 224,07 |
|                       | 2019                           | 1 844,59          | 964,87                         | 13 694,89         | 8 728,39       | 1 052,66          | 158,47 |
|                       | 2018                           | 1 115,58          | 913,00                         | 11 081,07         | 9 545,00       | 494,34            | 246,14 |
|                       | 2017                           | 1 381,82          | 731,81                         | 8 218,25          | 3 912,51       | 869,96            | 145,90 |
|                       | 2016                           | 1 392,82          | 800,01                         | 8 215,75          | 4 583,33       | 871,96            | 126,36 |

Sumber Data : Dinas Ketahanan Pangan, Pertanian dan Perikanan Kab. Temanggung

Source : Department of Food Security, Agriculture and Fisheries of Temanggung Regency



Tabel / Table : 5.2.1. Lanjutan

Continued

| Kecamatan<br>District | Kelapa Dalam<br><i>Coconut</i> |                                             | Kapok<br><i>Cotton</i>    |                                        | Aren<br><i>Palm</i>       |                                     |
|-----------------------|--------------------------------|---------------------------------------------|---------------------------|----------------------------------------|---------------------------|-------------------------------------|
|                       | Luas (Ha.)<br><i>Area</i>      | Produksi<br>(Ribu Btr)<br><i>Production</i> | Luas (Ha.)<br><i>Area</i> | Produksi<br>(Ton)<br><i>Production</i> | Luas (Ha.)<br><i>Area</i> | Produksi (Ton)<br><i>Production</i> |
| (1)                   | (8)                            | (9)                                         | (10)                      | (11)                                   | (12)                      | (13)                                |
| 1. Parakan            | 3,08                           | 7,70                                        | 0,14                      | 0,00                                   | 0,02                      | 0,03                                |
| 2. Kledung            | 0,00                           | 0,00                                        | 0,00                      | 0,00                                   | 0,00                      | 0,00                                |
| 3. Bansari            | 0,00                           | 0,00                                        | 0,00                      | 0,00                                   | 0,00                      | 0,00                                |
| 4. B u l u            | 11,27                          | 11,27                                       | 0,17                      | 0,00                                   | 0,16                      | 0,58                                |
| 5. Temanggung         | 83,57                          | 96,07                                       | 0,74                      | 0,81                                   | 0,11                      | 2,00                                |
| 6. Tlogomulyo         | 16,40                          | 21,32                                       | 0,00                      | 0,00                                   | 0,00                      | 0,00                                |
| 7. Tembarak           | 47,93                          | 50,32                                       | 0,00                      | 0,00                                   | 0,72                      | 2,51                                |
| 8. Selopampang        | 93,79                          | 84,41                                       | 0,28                      | 0,00                                   | 0,00                      | 0,00                                |
| 9. Kranggan           | 233,81                         | 210,43                                      | 0,50                      | 0,45                                   | 31,00                     | 65,10                               |
| 10. Pringsurat        | 33,90                          | 12,71                                       | 0,00                      | 0,00                                   | 3,50                      | 24,50                               |
| 11. Kaloran           | 29,40                          | 22,64                                       | 0,00                      | 0,00                                   | 26,79                     | 18,75                               |
| 12. Kandangan         | 66,30                          | 106,13                                      | 1,04                      | 0,36                                   | 19,40                     | 180,42                              |
| 13. K e d u           | 17,00                          | 10,20                                       | 0,00                      | 0,00                                   | 0,25                      | 0,00                                |
| 14. Ngadirejo         | 0,00                           | 0,00                                        | 0,00                      | 0,00                                   | 0,00                      | 0,00                                |
| 15. J u m o           | 14,78                          | 14,78                                       | 0,00                      | 0,00                                   | 2,44                      | 21,35                               |
| 16. Gemawang          | 3,00                           | 2,69                                        | 0,00                      | 0,00                                   | 25,75                     | 2188,75                             |
| 17. Candiroto         | 28,26                          | 26,84                                       | 0,00                      | 0,00                                   | 22,51                     | 202,59                              |
| 18. Bejen             | 6,45                           | 3,23                                        | 1,30                      | 0,65                                   | 3,36                      | 2,05                                |
| 19. Tretep            | 0,00                           | 0,00                                        | 0,00                      | 0,00                                   | 2,75                      | 24,75                               |
| 20. Wonobojo          | 19,60                          | 21,15                                       | 2,90                      | 1,45                                   | 13,90                     | 0,10                                |
| Jumlah 2020           | 708,53                         | 701,88                                      | 7,07                      | 3,72                                   | 152,66                    | 2733,48                             |
| 2019                  | 1297,78                        | 696,29                                      | 19,59                     | 10,48                                  | 470,02                    | 623,62                              |
| 2018                  | 753,05                         | 744,50                                      | 8,05                      | 9,15                                   | 153,73                    | 872,99                              |
| 2017                  | 1709,07                        | 660,19                                      | 6,74                      | 1,35                                   | 378,65                    | 666,95                              |
| 2016                  | 1714,07                        | 697,57                                      | 6,74                      | 1,48                                   | 378,65                    | 660,30                              |

Sumber Data : Dinas Ketahanan Pangan, Pertanian dan Perikanan Kab. Temanggung

Source : Department of Food Security, Agriculture and Fisheries of Temanggung Regency

Tabel / Table : 5.2.1. Lanjutan

Continued

| Kecamatan<br>District | Kakao<br><i>Cocoa</i>     |                                        | Kayu Manis<br><i>Cinnamon</i> |                                        | Lada<br><i>Pepper</i>     |                                        |
|-----------------------|---------------------------|----------------------------------------|-------------------------------|----------------------------------------|---------------------------|----------------------------------------|
|                       | Luas (Ha.)<br><i>Area</i> | Produksi<br>(Ton)<br><i>Production</i> | Luas (Ha.)<br><i>Area</i>     | Produksi<br>(Ton)<br><i>Production</i> | Luas (Ha.)<br><i>Area</i> | Produksi<br>(Ton)<br><i>Production</i> |
| (1)                   | (14)                      | (15)                                   | (16)                          | (17)                                   | (18)                      | (19)                                   |
| 1. Parakan            | 0,01                      | 0,00                                   | 0,00                          | 0,00                                   | 0,00                      | 0,00                                   |
| 2. Kledung            | 0,00                      | 0,00                                   | 0,00                          | 0,00                                   | 0,00                      | 0,00                                   |
| 3. Bansari            | 0,00                      | 0,00                                   | 0,00                          | 0,00                                   | 0,00                      | 0,00                                   |
| 4. B u l u            | 0,01                      | 0,00                                   | 0,00                          | 0,00                                   | 0,16                      | 0,00                                   |
| 5. Temanggung         | 0,00                      | 0,00                                   | 0,00                          | 0,00                                   | 0,02                      | 0,03                                   |
| 6. Tlogomulyo         | 0,00                      | 0,00                                   | 0,00                          | 0,00                                   | 0,00                      | 0,00                                   |
| 7. Tembarak           | 0,00                      | 0,00                                   | 0,00                          | 0,00                                   | 0,08                      | 0,00                                   |
| 8. Selopampang        | 0,17                      | 0,00                                   | 0,00                          | 0,00                                   | 0,01                      | 0,00                                   |
| 9. Kranggan           | 7,00                      | 14,00                                  | 0,00                          | 0,00                                   | 0,53                      | 0,08                                   |
| 10. Pringsurat        | 0,00                      | 0,00                                   | 18,10                         | 18,10                                  | 0,00                      | 0,00                                   |
| 11. Kaloran           | 0,00                      | 0,00                                   | 14,00                         | 21,00                                  | 1,00                      | 1,40                                   |
| 12. Kandangan         | 3,33                      | 21,62                                  | 0,67                          | 1,21                                   | 1,06                      | 4,37                                   |
| 13. K e d u           | 0,00                      | 0,00                                   | 0,00                          | 0,00                                   | 0,00                      | 0,00                                   |
| 14. Ngadirejo         | 0,20                      | 0,00                                   | 0,00                          | 0,00                                   | 0,00                      | 0,00                                   |
| 15. J u m o           | 0,80                      | 0,00                                   | 0,00                          | 0,00                                   | 0,22                      | 0,17                                   |
| 16. Gemawang          | 6,49                      | 11,36                                  | 2,00                          | 3,57                                   | 4,00                      | 3,40                                   |
| 17. Candiroto         | 2,90                      | 0,00                                   | 0,00                          | 0,00                                   | 2,36                      | 2,00                                   |
| 18. Bejen             | 41,00                     | 143,50                                 | 0,00                          | 0,00                                   | 5,90                      | 1,77                                   |
| 19. Tretep            | 1,26                      | 11,35                                  | 0,00                          | 0,00                                   | 0,00                      | 0,00                                   |
| 20. Wonobojo          | 64,90                     | 292,05                                 | 3,90                          | 1,95                                   | 0,35                      | 0,16                                   |
| <hr/>                 |                           |                                        |                               |                                        |                           |                                        |
| Jumlah 2020           | 128,07                    | 493,87                                 | 38,67                         | 45,83                                  | 15,69                     | 13,37                                  |
| 2019                  | 272,66                    | 128,41                                 | 91,03                         | 49,66                                  | 30,72                     | 6,10                                   |
| 2018                  | 175,46                    | 156,65                                 | 45,15                         | 52,85                                  | 14,18                     | 8,36                                   |
| 2017                  | 163,28                    | 53,53                                  | 27,18                         | 12,33                                  | 10,39                     | 8,64                                   |
| 2016                  | 179,66                    | 62,18                                  | 21,98                         | 11,06                                  | 10,42                     | 8,23                                   |

Sumber Data : Dinas Ketahanan Pangan, Pertanian dan Perikanan Kab. Temanggung

Source : Department of Food Security, Agriculture and Fisheries of Temanggung Regency

Tabel / Table : 5.2.1. Lanjutan

Continued

| Kecamatan<br>District | Tebu<br><i>Sugar Cane</i> |                                        | Tembakau<br><i>Tobacco</i> |                                        | Panili<br><i>Vanili</i>   |                                        |
|-----------------------|---------------------------|----------------------------------------|----------------------------|----------------------------------------|---------------------------|----------------------------------------|
|                       | Luas (Ha.)<br><i>Area</i> | Produksi<br>(Ton)<br><i>Production</i> | Luas (Ha.)<br><i>Area</i>  | Produksi<br>(Ton)<br><i>Production</i> | Luas (Ha.)<br><i>Area</i> | Produksi<br>(Ton)<br><i>Production</i> |
|                       | (1)                       | (20)                                   | (21)                       | (22)                                   | (23)                      | (24)                                   |
| 1. Parakan            | 0,00                      | 0,00                                   | 1344,00                    | 851,65                                 | 0,00                      | 0,00                                   |
| 2. Kledung            | 0,00                      | 0,00                                   | 2171,00                    | 1302,60                                | 0,00                      | 0,00                                   |
| 3. Bansari            | 0,00                      | 0,00                                   | 1154,00                    | 888,58                                 | 0,00                      | 0,00                                   |
| 4. B u l u            | 0,00                      | 0,00                                   | 2385,79                    | 1431,47                                | 0,00                      | 0,00                                   |
| 5. Temanggung         | 0,00                      | 0,00                                   | 174,60                     | 1383,58                                | 0,01                      | 0,02                                   |
| 6. Tlogomulyo         | 0,00                      | 0,00                                   | 1664,30                    | 1137,27                                | 0,00                      | 0,00                                   |
| 7. Tembarak           | 0,00                      | 0,00                                   | 606,20                     | 427,14                                 | 0,00                      | 0,00                                   |
| 8. Selopampang        | 0,00                      | 0,00                                   | 542,00                     | 220,87                                 | 0,01                      | 0,00                                   |
| 9. Kranggan           | 35,00                     | 1,25                                   | 19,00                      | 11,02                                  | 0,70                      | 0,12                                   |
| 10. Pringsurat        | 12,07                     | 43,33                                  | 0,00                       | 0,00                                   | 1,60                      | 0,64                                   |
| 11. Kaloran           | 26,81                     | 96,26                                  | 26,00                      | 15,60                                  | 2,50                      | 0,50                                   |
| 12. Kandangan         | 35,00                     | 125,60                                 | 52,50                      | 68,83                                  | 3,35                      | 1,35                                   |
| 13. K e d u           | 0,00                      | 0,00                                   | 1112,00                    | 834,00                                 | 0,10                      | 0,04                                   |
| 14. Ngadirejo         | 0,00                      | 0,00                                   | 2190,00                    | 1461,83                                | 0,00                      | 0,00                                   |
| 15. J u m o           | 0,00                      | 0,00                                   | 762,00                     | 724,49                                 | 0,07                      | 0,02                                   |
| 16. Gemawang          | 0,99                      | 3,54                                   | 9,00                       | 4,50                                   | 6,00                      | 2,10                                   |
| 17. Candiroto         | 0,00                      | 0,00                                   | 569,50                     | 512,55                                 | 0,26                      | 0,10                                   |
| 18. Bejen             | 0,00                      | 0,00                                   | 0,00                       | 0,00                                   | 0,10                      | 0,00                                   |
| 19. Tretep            | 0,00                      | 0,00                                   | 1265,00                    | 885,50                                 | 0,00                      | 0,00                                   |
| 20. Wonobojo          | 0,00                      | 0,00                                   | 1056,00                    | 682,34                                 | 0,15                      | 0,06                                   |
| Jumlah 2020           | 109,87                    | 269,98                                 | 17102,89                   | 12843,81                               | 14,85                     | 4,96                                   |
| 2019                  | 127,48                    | 457,64                                 | 18298,62                   | 11950,62                               | 31,50                     | 5,85                                   |
| 2018                  | 119,67                    | 422,35                                 | 16725,00                   | 11356,28                               | 11,14                     | 6,90                                   |
| 2017                  | 128,96                    | 338,30                                 | 16 058,79                  | 9 904,88                               | 20,34                     | 10,03                                  |
| 2016                  | 128,96                    | 388,18                                 | 16 821,00                  | 6 041,25                               | 20,34                     | 9,01                                   |

Sumber Data : Dinas Ketahanan Pangan, Pertanian dan Perikanan Kab. Temanggung

Source : Department of Food Security, Agriculture and Fisheries of Temanggung Regency

**Tabel / Table : 5.2.2**  
**Luas Panen dan Produksi Tanaman Biofarmaka yang Menghasilkan**  
**Menurut Kecamatan dan Jenis Tanaman**  
**di Kabupaten Temanggung, 2020**

*The Area and The Production of Biopharmatic Plantation in Temanggung Regency, 2020*

| Kecamatan<br>District | Jahe<br><i>Ginger</i>     |                                     | Kapulogo<br><i>Cardamom</i> |                                     |
|-----------------------|---------------------------|-------------------------------------|-----------------------------|-------------------------------------|
|                       | Luas (Ha.)<br><i>Area</i> | Produksi (Ton)<br><i>Production</i> | Luas (Ha.)<br><i>Area</i>   | Produksi (Ton)<br><i>Production</i> |
| (1)                   | (2)                       | (3)                                 | (4)                         | (5)                                 |
| 1. Parakan            | 0,00                      | 0,00                                | 0,00                        | 0,00                                |
| 2. Kledung            | 0,00                      | 0,00                                | 0,00                        | 0,00                                |
| 3. Bansari            | 0,00                      | 0,00                                | 0,00                        | 0,00                                |
| 4. B u l u            | 0,00                      | 0,00                                | 0,00                        | 0,00                                |
| 5. Temanggung         | 0,00                      | 0,00                                | 0,00                        | 0,00                                |
| 6. Tlogomulyo         | 0,56                      | 15,00                               | 0,00                        | 0,00                                |
| 7. Tembarak           | 0,00                      | 0,00                                | 0,11                        | 1,10                                |
| 8. Selopampang        | 0,35                      | 1,05                                | 0,00                        | 0,00                                |
| 9. Kranggan           | 15,40                     | 146,60                              | 3,00                        | 7,00                                |
| 10. Pringsurat        | 28,00                     | 1 020,00                            | 0,00                        | 0,00                                |
| 11. Kaloran           | 35,02                     | 350,19                              | 3,08                        | 13,70                               |
| 12. Kandangan         | 6,00                      | 45,45                               | 12,00                       | 39,75                               |
| 13. K e d u           | 0,00                      | 0,00                                | 0,00                        | 0,00                                |
| 14. Ngadirejo         | 0,00                      | 0,00                                | 0,00                        | 0,00                                |
| 15. J u m o           | 0,00                      | 0,00                                | 0,00                        | 0,00                                |
| 16. Gemawang          | 4,00                      | 28,50                               | 8,50                        | 26,35                               |
| 17. Candiroto         | 0,00                      | 0,00                                | 0,00                        | 0,00                                |
| 18. Bejen             | 0,00                      | 0,00                                | 0,00                        | 0,00                                |
| 19. Tretep            | 0,00                      | 0,00                                | 0,00                        | 0,00                                |
| 20. Wonobojo          | 0,00                      | 0,00                                | 0,00                        | 0,00                                |
| <hr/>                 |                           |                                     |                             |                                     |
| Jumlah 2020           | 89,33                     | 1 606,79                            | 26,69                       | 87,90                               |
| 2019                  | 29,30                     | 549,38                              | 47,50                       | 925,11                              |
| 2018                  | 65,63                     | 1 506,86                            | 30,83                       | 797,52                              |
| 2017                  | 98,40                     | 2 543,12                            | 5,71                        | 90,96                               |
| 2016                  | 370,82                    | 2 528,80                            | 1,50                        | 0,50                                |

Sumber Data : Dinas Ketahanan Pangan, Pertanian dan Perikanan Kab. Temanggung

Source : Department of Food Security, Agriculture and Fisheries of Temanggung Regency

Tabel / Table : 5.2.2. Lanjutan

Continued

| Kecamatan<br>District | Kemukus<br><i>Cubeb</i>   |                                     | Kunyit<br><i>Turmeric</i> |                                     |
|-----------------------|---------------------------|-------------------------------------|---------------------------|-------------------------------------|
|                       | Luas (Ha.)<br><i>Area</i> | Produksi (Ton)<br><i>Production</i> | Luas (Ha.)<br><i>Area</i> | Produksi (Ton)<br><i>Production</i> |
| (1)                   | (6)                       | (7)                                 | (8)                       | (9)                                 |
| 1. Parakan            | 0,00                      | 0,00                                | 0,00                      | 0,00                                |
| 2. Kledung            | 0,00                      | 0,00                                | 0,00                      | 0,00                                |
| 3. Bansari            | 0,00                      | 0,00                                | 0,00                      | 0,00                                |
| 4. B u l u            | 0,00                      | 0,00                                | 0,00                      | 0,00                                |
| 5. Temanggung         | 0,00                      | 0,00                                | 0,00                      | 0,00                                |
| 6. Tlogomulyo         | 0,00                      | 0,00                                | 0,04                      | 0,36                                |
| 7. Tembarak           | 0,00                      | 0,00                                | 0,00                      | 0,00                                |
| 8. Selopampang        | 0,00                      | 0,00                                | 0,00                      | 0,00                                |
| 9. Kranggan           | 21,00                     | 8,00                                | 22,70                     | 252,00                              |
| 10. Pringsurat        | 18,26                     | 6,00                                | 0,00                      | 0,00                                |
| 11. Kaloran           | 4,92                      | 1,90                                | 0,81                      | 6,70                                |
| 12. Kandangan         | 7,00                      | 4,48                                | 0,00                      | 0,00                                |
| 13. K e d u           | 0,00                      | 0,00                                | 0,00                      | 0,00                                |
| 14. Ngadirejo         | 0,00                      | 0,00                                | 0,00                      | 0,00                                |
| 15. J u m o           | 0,30                      | 0,11                                | 0,00                      | 0,00                                |
| 16. Gemawang          | 28,00                     | 11,00                               | 2,50                      | 41,00                               |
| 17. Candiroto         | 5,00                      | 1,70                                | 0,00                      | 0,00                                |
| 18. Bejen             | 5,07                      | 1,52                                | 0,00                      | 0,00                                |
| 19. Tretep            | 0,00                      | 0,00                                | 0,00                      | 0,00                                |
| 20. Wonoboyo          | 12,30                     | 2,50                                | 0,00                      | 0,00                                |
| Jumlah 2020           | 101,85                    | 37,21                               | 26,05                     | 300,06                              |
| 2019                  | 0,00                      | 0,00                                | 10,13                     | 142,27                              |
| 2018                  | 92,27                     | 34,30                               | 2,28                      | 55,00                               |
| 2017                  | 88,24                     | 33,27                               | 2,17                      | 59,20                               |
| 2016                  | 92,80                     | 45,40                               | 9,64                      | 454,30                              |

Sumber Data : Dinas Ketahanan Pangan, Pertanian dan Perikanan Kab. Temanggung

Source : Department of Food Security, Agriculture and Fisheries of Temanggung Regency


Tabel/ Table 5.2.3.  
Luas Hutan Rakyat dan Lahan Kritis Menurut Kecamatan  
di Kabupaten Temanggung  
The Area of People's Forest And critical Land in Temanggung regency

| Kecamatan /<br><i>District</i> | Hutan Rakyat/ <i>People's Forest (Ha)</i> <sup>1</sup> |                                                      |                           |                                                         |
|--------------------------------|--------------------------------------------------------|------------------------------------------------------|---------------------------|---------------------------------------------------------|
|                                | 2016*)                                                 | Data Awal lahan<br>kritis / <i>Critical<br/>Land</i> | Lahan Potensial<br>Kritis | Penanganan lahan<br>Kritis/ <i>Potential<br/>Kritis</i> |
| (1)                            | (2)                                                    | (3)                                                  | (4)                       | (5)                                                     |
| 1.Parakan                      | 180,00                                                 | 35,41                                                | 197,59                    | 7,85                                                    |
| 2.Kledu                        | 123,00                                                 | 1123,95                                              | 1123,31                   | 306,85                                                  |
| 3.Bansari                      | 68,00                                                  | 55,66                                                | 960,63                    | 166,11                                                  |
| 4.Bulu                         | 236,00                                                 | 653,16                                               | 1637,27                   | 414,85                                                  |
| 5.Temanggung                   | 468,00                                                 | 94,17                                                | 310,14                    | 57,35                                                   |
| 6.Tlogomulyo                   | 161,00                                                 | 442,35                                               | 1602,23                   | 106,85                                                  |
| 7.Tembarak                     | 821,00                                                 | 283,45                                               | 995,64                    | 106,85                                                  |
| 8.Selopampang                  | 548,00                                                 | 255,05                                               | 324,04                    | 7,85                                                    |
| 9.Kraggan                      | 3.123,00                                               | 1283,46                                              | 2022,24                   | 728,35                                                  |
| 10.Pringsurat                  | 4.165,00                                               | 3936,1                                               | 1350,68                   | 564,64                                                  |
| 11.Kaloran                     | 3.790,00                                               | 2910,38                                              | 1330,17                   | 707,875                                                 |
| 12.Kandangan                   | 3.163,00                                               | 1921,97                                              | 965,71                    | 821,6                                                   |
| 13.Kedu                        | 866,00                                                 | 43,63                                                | 32,91                     | 57,35                                                   |
| 14.Ngaderjo                    | 144,00                                                 | 28,49                                                | 656,06                    | 116,11                                                  |
| 15.Jumo                        | 868,00                                                 | 0,00                                                 | 483,69                    | 396,85                                                  |
| 16.Gemawang                    | 1.541,00                                               | 3406,07                                              | 669,8                     | 315,85                                                  |
| 17.Candiroto                   | 1.888,00                                               | 2561,33                                              | 139,51                    | 226,35                                                  |
| 18.Bejen                       | 1.962,00                                               | 1847,21                                              | 1127,75                   | 106,85                                                  |
| 19.Tetep                       | 739,00                                                 | 2786,45                                              | 134,8                     | 132,35                                                  |
| 20.Wonobojo                    | 1.617,00                                               | 1810,71                                              | 194,9                     | 281,45                                                  |
| <hr/>                          |                                                        |                                                      |                           |                                                         |
| Jumlah/ Total 2020             | 26.471,00                                              | 25478,97                                             | 16553,07                  | 5630,16                                                 |
| 2019                           | 26.471,00                                              | 25478,97                                             | 16553,07                  | 5630,16                                                 |
| 2018                           | 26.471,00                                              | 25478,97                                             | 16553,07                  | 5630,16                                                 |
| 2017                           | 26.471,00                                              | 25478,97                                             | 16553,07                  | 5630,16                                                 |
| 2016                           | 26.471,00                                              | 25478,97                                             | 16553,07                  | 5630,16                                                 |

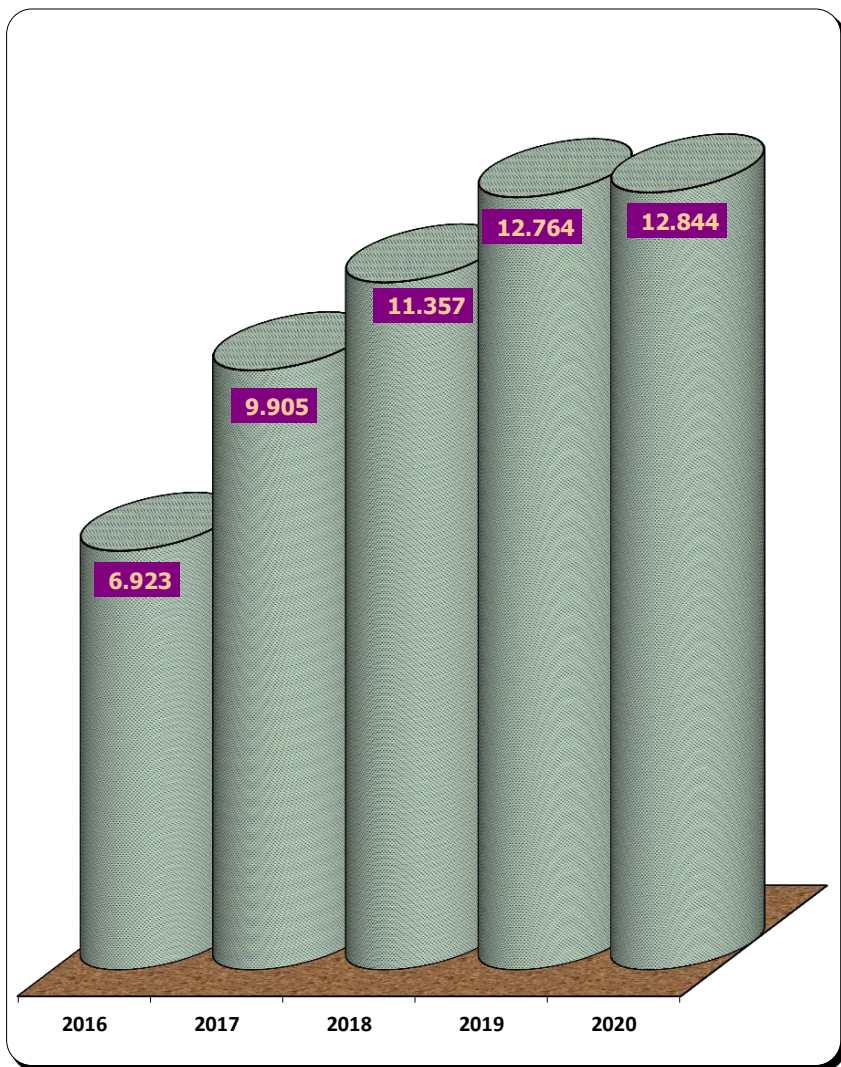
Sumber Data : Dinas Ketahanan Pangan, Pertanian dan Perikanan Kab. Temanggung  
Source : *Department of Food Security, Agriculture and Fisheries of Temanggung Regency*

\*) Belum ada update data lagi sejak tahun 2016

Grafik / Figure 5.3.  
Luas Panen Tembakau  
di Kabupaten Temanggung, 2016- 2020 (Ha.)  
*Harvesting Area of Tobacco at Temanggung Regency, 2016- 2020 (Ha.)*



Grafik / Figure 5.4.  
Produksi Tembakau  
di Kabupaten Temanggung, 2016- 2020 (Ton)  
*Tobacco Production in Temanggung Regency, 2016- 2020*





**Tabel/ Table 5.2.4**  
**Jumlah Penyuluh Pertanian Di Kecamatan**  
**di Kabupatn Temanggung, 2020**  
*Number of Agriculture Extension in the District Temanggung Regency, 2020*

| Kecamatan<br>District | Penyuluh Pertanian |     |         |              |
|-----------------------|--------------------|-----|---------|--------------|
|                       | PNS                | THL | Swadaya | Jumlah (Org) |
| (1)                   | (2)                | (3) | (4)     | (5)          |
| 1. Parakan            | 4                  | 3   | 15      | 22           |
| 2. Kledung            | 4                  | 2   | 37      | 43           |
| 3. Bansari            | 6                  | 1   | 13      | 20           |
| 4. B u l u            | 4                  | 4   | 25      | 33           |
| 5. Temanggung         | 7                  | 4   | 22      | 33           |
| 6. Tlogomulyo         | 3                  | 3   | 5       | 11           |
| 7. Tembarak           | 4                  | 3   | 14      | 21           |
| 8. Selopampang        | 3                  | 2   | 13      | 18           |
| 9. Kranggan           | 4                  | 2   | 22      | 28           |
| 10. Pringsurat        | 4                  | 3   | 14      | 21           |
| 11. Kaloran           | 4                  | 3   | 9       | 16           |
| 12. Kandangan         | 3                  | 5   | 18      | 26           |
| 13. K e d u           | 4                  | 2   | 16      | 22           |
| 14. Ngadirejo         | 5                  | 4   | 27      | 36           |
| 15. J u m o           | 3                  | 4   | 11      | 18           |
| 16. Gemawang          | 4                  | 2   | 10      | 16           |
| 17. Candiroto         | 5                  | 1   | 22      | 28           |
| 18. Bejen             | 5                  | 2   | 16      | 23           |
| 19. Tretep            | 3                  | 1   | 14      | 18           |
| 20. Wonobojo          | 4                  | 2   | 14      | 20           |
| *) PPL Kabupaten      | 4                  | 0   | 0       | 4            |
| Jumlah 2020           | 87                 | 53  | 337     | 477          |
| 2019                  | 88                 | 56  | 244     | 388          |
| 2018                  | 92                 | 57  | 240     | 389          |
| 2017                  | 47                 | 104 | 240     | 391          |
| 2016                  | 49                 | 104 | 240     | 393          |

Sumber Data : Dinas Ketahanan Pangan, Pertanian dan Perikanan Kab. Temanggung  
Source : Department of Food Security, Agriculture and Fisheries of Temanggung Regency

**Tabel/Table 5.3.1.**  
**Produksi Perhutani dan hasil Hutan Lainnya**  
**Menurut Jenis Komoditi Di Kabupaten Temanggung, 2018 - 2020**  
*Production of Perhutani and Other Forest Products*  
 by Comodity Type in Temanggung Regency, 2018 - 2020

| Jenis komoditi<br>Commodity Type          | Satuan         | Produksi / Production |          |          | Harga(rupiah)/satuan*)<br>Price |             |             |
|-------------------------------------------|----------------|-----------------------|----------|----------|---------------------------------|-------------|-------------|
|                                           |                | 2018                  | 2019     | 2020     | 2018                            | 2019        | 2020        |
| (1)                                       | (2)            | (3)                   | (4)      | (5)      | (6)                             | (7)         | (8)         |
| <b>1.Kayu Jati Pertukangan**)</b>         |                |                       |          |          |                                 |             |             |
| <i>Teak wood carpentry</i>                |                |                       |          |          |                                 |             |             |
| a. Sortimen A1                            | m <sup>3</sup> |                       | 1 273,00 | 0,00     | 0,00                            | 100 000,00  | 0,00        |
| b. Sortimen A2                            | m <sup>3</sup> |                       | 1 709,00 | 0,00     | 0,00                            | 1900 000,00 | 0,00        |
| c. Sortimen A3                            | m <sup>3</sup> |                       | 428,00   | 0,00     | 0,00                            | 3500 000,00 | 0,00        |
| d. KBP                                    | m <sup>3</sup> |                       | 4,00     | 0,00     | 0,00                            | 0,00        | 0,00        |
| e. Persegi                                | m <sup>3</sup> |                       |          | 0,00     | 0,00                            | 0,00        | 0,00        |
| <b>2.Kayu Mahoni Pertukangan</b>          |                |                       |          |          |                                 |             |             |
| <i>Mahony Wood Carpentry</i>              |                |                       |          |          |                                 |             |             |
| a. Sortimen A1                            | m <sup>3</sup> | 483,23                | 103,30   | 94,86    | 3 769.194                       | 130 000,00  | 130 000,00  |
| b. Sortimen A2                            | m <sup>3</sup> | 841,35                | 17,08    | 202,52   | 9 086.580                       | 180 000,00  | 200 000,00  |
| c. Sortimen A3                            | m <sup>3</sup> | 480,33                | 31,88    | 295,21   | 5 763.960                       | 200 000,00  | 580 000,00  |
| d. Persegi                                | m <sup>3</sup> | 0,00                  | 0,00     | 0,00     | 0,00                            | 0,00        | 0,00        |
| <b>3.Kayu Pinus dan Segon Pertukangan</b> |                |                       |          |          |                                 |             |             |
| <i>Wood Pine and Sengon</i>               |                |                       |          |          |                                 |             |             |
| a. Sortimen A1                            | m <sup>3</sup> |                       | 90,77    | 258,93   | 0,00                            | 0,00        | 130 000,00  |
| b. Sortimen A2                            | m <sup>3</sup> |                       | 337,25   | 1 037,76 | 0,00                            | 0,00        | 180 000,00  |
| c. Sortimen A3                            | m <sup>3</sup> |                       | 318,60   | 1 174,55 | 0,00                            | 0,00        | 200 000,00  |
| d. CIII                                   | m <sup>3</sup> |                       |          | 0,00     | 0,00                            | 0,00        | 0,00        |
| <b>4.Kayu Rimba Pertukangan</b>           |                |                       |          |          |                                 |             |             |
| <i>Jungle wood Carpentry</i>              |                |                       |          |          |                                 |             |             |
| a. Sortimen A1                            | m <sup>3</sup> | 2,11                  | 1,02     | 35,70    | 16,46                           | 90 000,00   | 380 000,00  |
| b. Sortimen A2                            | m <sup>3</sup> | 9,71                  | 1,29     | 63,41    | 97,10                           | 130 000,00  | 760 000,00  |
| c. Sortimen A3                            | m <sup>3</sup> | 9,76                  | 4,65     | 32,73    | 117,12                          | 180 000,00  | 1100 000,00 |
| d. CIII                                   | m <sup>3</sup> |                       |          | 0,00     |                                 |             | 0,00        |
| <b>5.Kayu Bakar Industri</b>              |                |                       |          |          |                                 |             |             |
| <i>Firewood Industry</i>                  |                |                       |          |          |                                 |             |             |
| a. Getah Pinus                            | sm             | -                     | -        | 0,00     | -                               | -           | -           |
| <b>6.Hasil Hutan Lainnya</b>              |                |                       |          |          |                                 |             |             |
| <i>Onther Forest Product</i>              |                |                       |          |          |                                 |             |             |
| a. Getah Pinus                            | Ton            | 227,46                | 208,69   | 239,13   | 9 553.236                       | 42 000,00   | 42 000,00   |
| b. Telur Sutera Alam                      | box            | 0,00                  | 0,00     | 0,00     | 0,00                            | 0,00        | 0,00        |
| c. Kopi**)                                | kg             | 159,70                | 48,63    | 56,00    | 4 808.260                       | 22 000,00   | 22 000,00   |

Sumber Data : Prum Perhutani KPH Kedu Utara , Magelang

Ket : \*) Harga/Satuan adalah harga penyerahan ke unit penjualan (bukan harga pasar)

\*\*\*) revisi data sebelumnya

Source Perum Perhutani KPH Nort Kedu, Magelang

**Tabel/ Table 5.4.1.**  
**Populasi Ternak Besar Dirinci Menurut Kecamatan**  
**dan Jenis Ternak di Kabupaten Temanggung, 2020**  
*Population of big Livestock in Temanggung Regency, 2020*

| Kecamatan /<br>District | Sapi Perah<br><i>Dairy Cows</i> |                   | Sapi Potong<br><i>Beef Cattle</i> |                   |                 | Kerbau<br><i>Buffalo</i> |                 | Kuda<br><i>Horse</i> |     |     |
|-------------------------|---------------------------------|-------------------|-----------------------------------|-------------------|-----------------|--------------------------|-----------------|----------------------|-----|-----|
|                         | Jantan /<br>Males               | Betina<br>Females | Jantan<br>Males                   | Betina<br>Females | Jantan<br>Males | Betina<br>Females        | Jantan<br>Males | Betina<br>Females    |     |     |
|                         |                                 |                   |                                   |                   |                 |                          |                 |                      | (1) | (2) |
| 1.Parakan               | 0                               | 0                 | 511                               | 1 117             | 24              | 24                       | 52              | 32                   |     |     |
| 2.Kledu                 | 0                               | 0                 | 153                               | 343               | 0               | 0                        | 0               | 0                    |     |     |
| 3.Bansari               | 0                               | 2                 | 378                               | 615               | 0               | 3                        | 0               | 0                    |     |     |
| 4.Bulu                  | 0                               | 0                 | 415                               | 630               | 31              | 57                       | 13              | 12                   |     |     |
| 5.Temanggung            | 0                               | 0                 | 712                               | 896               | 30              | 58                       | 29              | 25                   |     |     |
| 6.Tlogomulyo            | 0                               | 0                 | 293                               | 557               | 0               | 3                        | 23              | 10                   |     |     |
| 7.Tembarak              | 0                               | 0                 | 368                               | 561               | 27              | 18                       | 0               | 0                    |     |     |
| 8.Selopampang           | 0                               | 5                 | 301                               | 356               | 22              | 126                      | 0               | 0                    |     |     |
| 9.Kraggan               | 0                               | 0                 | 1 046                             | 3 049             | 32              | 103                      | 6               | 6                    |     |     |
| 10.Pringsurat           | 8                               | 7                 | 725                               | 1 394             | 16              | 53                       | 0               | 0                    |     |     |
| 11.Kaloran              | 0                               | 0                 | 1 724                             | 4 357             | 0               | 2                        | 0               | 0                    |     |     |
| 12.Kandangan            | 79                              | 194               | 1 414                             | 3 110             | 9               | 10                       | 12              | 5                    |     |     |
| 13.Kedu                 | 5                               | 35                | 1 422                             | 3 443             | 93              | 241                      | 35              | 20                   |     |     |
| 14.Ngaderjo             | 0                               | 0                 | 859                               | 1 099             | 12              | 23                       | 74              | 40                   |     |     |
| 15.Jumo                 | 0                               | 0                 | 697                               | 1 398             | 80              | 173                      | 24              | 18                   |     |     |
| 16.Gemawang             | 0                               | 0                 | 494                               | 1 035             | 9               | 25                       | 0               | 0                    |     |     |
| 17.Candirototo          | 0                               | 0                 | 438                               | 592               | 40              | 41                       | 17              | 13                   |     |     |
| 18.Bejen                | 0                               | 0                 | 484                               | 916               | 29              | 93                       | 0               | 0                    |     |     |
| 19.Tetep                | 0                               | 0                 | 500                               | 849               | 0               | 0                        | 0               | 0                    |     |     |
| 20.Wonoboyo             | 0                               | 0                 | 501                               | 812               | 12              | 18                       | 0               | 0                    |     |     |
| Tahun 2020              | 92                              | 243               | 13 435                            | 27 129            | 466             | 1 071                    | 285             | 181                  |     |     |
| 2019                    | 91                              | 241               | 13 433                            | 26 769            | 462             | 1 060                    | 285             | 181                  |     |     |
| 2018                    | 89                              | 236               | 12 637                            | 26 604            | 453             | 1 039                    | 285             | 181                  |     |     |
| 2017                    | 76                              | 202               | 12 774                            | 24 251            | 448             | 1 030                    | 286             | 176                  |     |     |
| 2016                    | 76                              | 202               | 10 873                            | 21 957            | 444             | 1 020                    | 286             | 175                  |     |     |

Sumber Data : Dinas Ketahanan Pangan, Pertanian dan Perikanan Kab. Temanggung

Source : Department of Food Security, Agriculture and Fisheries of Temanggung Regency

**Tabel/Table 5.4.2.**

**Populasi Ternak Kecil Dirinci Menurut Kecamatan  
dan Jenis Ternak di kabupaten Temanggung, 2020**  
*Population of small Livestock in Temanggung Regency, 2020*

| Kecamatan /<br><i>District</i> | Kambing (Ekor) /<br><i>Goose</i> | Domba (Ekor) /<br><i>Sheep</i> | Babi (Ekor) / <i>Pig</i> | Kelinci (Ekor) /<br><i>Rabbit</i> |
|--------------------------------|----------------------------------|--------------------------------|--------------------------|-----------------------------------|
| (1)                            | (2)                              | (3)                            | (4)                      | (5)                               |
| 1.Parakan                      | 684                              | 9 765                          | 0                        | 509                               |
| 2.Kledung                      | 80                               | 9 499                          | 20                       | 1 070                             |
| 3.Bansari                      | 54                               | 4 402                          | 0                        | 759                               |
| 4.Bulu                         | 11 631                           | 26 725                         | 0                        | 800                               |
| 5.Temanggung                   | 679                              | 10 138                         | 125                      | 524                               |
| 6.Tlogomulyo                   | 295                              | 27 861                         | 0                        | 222                               |
| 7.Tembarak                     | 194                              | 21 678                         | 0                        | 420                               |
| 8.Selopampang                  | 541                              | 18 034                         | 0                        | 368                               |
| 9.Kraggan                      | 2 138                            | 33 861                         | 0                        | 381                               |
| 10.Pringsurat                  | 3 990                            | 53 432                         | 0                        | 788                               |
| 11.Kaloran                     | 6 576                            | 37 595                         | 0                        | 496                               |
| 12.Kandangan                   | 10 211                           | 21 418                         | 0                        | 686                               |
| 13.Kedu                        | 971                              | 13 485                         | 0                        | 1 176                             |
| 14.Ngaderjo                    | 1 838                            | 14 125                         | 0                        | 130                               |
| 15.Jumo                        | 7 988                            | 3 741                          | 0                        | 418                               |
| 16.Gemawang                    | 12 176                           | 9 433                          | 0                        | 443                               |
| 17.Candiroto                   | 8 920                            | 5 651                          | 0                        | 124                               |
| 18.Bejen                       | 7 119                            | 4 925                          | 0                        | 130                               |
| 19.Tetep                       | 4 344                            | 26 528                         | 0                        | 77                                |
| 20.Wonoboyo                    | 7 239                            | 52 760                         | 0                        | 528                               |
| Jumlah / <i>Total</i>          |                                  |                                |                          |                                   |
| 2020                           | 87 668                           | 405 056                        | 145                      | 10 049                            |
| 2019                           | 87 182                           | 402 390                        | 145                      | 9 999                             |
| 2018                           | 85 630                           | 394 500                        | 142                      | 9 979                             |
| 2017                           | 76 063                           | 352 524                        | 92                       | 9 929                             |
| 2016                           | 75 685                           | 350 770                        | 87                       | 9 880                             |

Sumber Data : Dinas Ketahanan Pangan, Pertanian dan Perikanan Kab. Temanggung  
Source : *Department of Food Security, Agriculture and Fisheries of Temanggung Regency*

**Tabel/Table 5.4.3.**  
**Populasi Ternak Unggas Dirinci Menurut Kecamatan**  
**dan Jenis ternak di Kabupaten Temanggung, 2020**  
*Population of Flow in Temanggung Regency, 2020*

| Kecamatan /<br><i>District</i> | Ayam Buras<br>(Ekor) /<br><i>Rage<br/>Chicken</i> | Ayam Ras<br>Petelur<br>(Ekor) | Itik /<br><i>Duck</i> (Ekor) | Entok /<br><i>Swan</i><br>(Ekor) | Burung Puyuh<br>/<br><i>Quail</i><br>(Ekor) | Angsa /<br><i>Goose</i> (Ekor) |
|--------------------------------|---------------------------------------------------|-------------------------------|------------------------------|----------------------------------|---------------------------------------------|--------------------------------|
| (1)                            | (2)                                               | (3)                           | (4)                          | (5)                              | (6)                                         | (7)                            |
| 1.Parakan                      | 58 105                                            | 9 999                         | 11 811                       | 1 031                            | 2 206                                       | 912                            |
| 2.Kledung                      | 60 206                                            | 0                             | 420                          | 265                              | 0                                           | 901                            |
| 3.Bansari                      | 6 118                                             | 1 713                         | 402                          | 131                              | 459                                         | 948                            |
| 4.Bulu                         | 153 904                                           | 8 074                         | 5 648                        | 1 260                            | 1 870                                       | 1 284                          |
| 5.Temanggung                   | 72 445                                            | 66 590                        | 12 516                       | 828                              | 1 380                                       | 675                            |
| 6.Tlogomulyo                   | 41 609                                            | 5 228                         | 5 118                        | 1 042                            | 459                                         | 961                            |
| 7.Tembarak                     | 15 145                                            | 23 007                        | 3 060                        | 1 164                            | 2 080                                       | 894                            |
| 8.Selopampang                  | 8 374                                             | 10 104                        | 2 311                        | 499                              | 0                                           | 465                            |
| 9.Kraggan                      | 71 956                                            | 70 665                        | 9 771                        | 2 482                            | 5 089                                       | 670                            |
| 10.Pringsurat                  | 211 679                                           | 32 041                        | 5 988                        | 4 006                            | 4 185                                       | 1 068                          |
| 11.Kaloran                     | 43 603                                            | 2 558                         | 4 273                        | 4 794                            | 1 387                                       | 1 036                          |
| 12.Kandangan                   | 80 330                                            | 26 115                        | 5 389                        | 4 469                            | 0                                           | 1 143                          |
| 13.Kedu                        | 164 901                                           | 84 958                        | 10 653                       | 853                              | 6 666                                       | 1 192                          |
| 14.Ngaderjo                    | 260 756                                           | 6 153                         | 4 311                        | 386                              | 9 841                                       | 1 046                          |
| 15.Jumo                        | 146 105                                           | 43 321                        | 6 603                        | 254                              | 1 022                                       | 1 026                          |
| 16.Gemawang                    | 28 556                                            | 23 227                        | 2 390                        | 362                              | 0                                           | 907                            |
| 17.Candiroto                   | 197 184                                           | 119 932                       | 4 344                        | 827                              | 2 757                                       | 1 455                          |
| 18.Bejen                       | 14 482                                            | 143 519                       | 1 440                        | 558                              | 5 515                                       | 887                            |
| 19.Tetep                       | 69 376                                            | 1 694                         | 502                          | 135                              | 0                                           | 788                            |
| 20.Wonobojo                    | 120 287                                           | 26 816                        | 2 012                        | 117                              | 2 205                                       | 844                            |
| Jumlah 2020                    | 1 825 121                                         | 705 714                       | 98 962                       | 25 463                           | 47 121                                      | 19 102                         |
| 2019                           | 1 910 477                                         | 782 061                       | 103 639                      | 25 336                           | 52 226                                      | 19 007                         |
| 2018                           | 1 903 670                                         | 780 500                       | 103 432                      | 25 285                           | 52 122                                      | 18 969                         |
| 2017                           | 1 894 199                                         | 687 656                       | 102 917                      | 25 159                           | 51 798                                      | 18 875                         |
| 2016                           | 1 884 775                                         | 684 235                       | 102 405                      | 25 034                           | 51 605                                      | 18 781                         |

Sumber Data : Dinas Ketahanan Pangan, Pertanian dan Perikanan Kab. Temanggung  
*Source : Department of Food Security, Agriculture and Fisheries of Temanggung Regency*

Tabel/ Table 5.4.4.

**Jumlah Produksi Daging, Telur dan Susu  
Menurut Kecamatan di Kabupaten Temanggung, 2020**

*Production of Meat, Egg and Milk in Temanggung Regency, 2020*

| Kecamatan /<br>District | Daging / Meat (Kg)                |                                   |                     |
|-------------------------|-----------------------------------|-----------------------------------|---------------------|
|                         | Ternak Besar /<br>Large Livestock | Ternak kecil /<br>Small livestock | Unggas /<br>Poultry |
| (1)                     | (2)                               | (3)                               | (4)                 |
| 1.Parakan               | 103 766                           | 51 329                            | 113 950             |
| 2.Kledung               | 0                                 | 8 178                             | 6 374               |
| 3.Bansari               | 0                                 | 11 404                            | 2 647               |
| 4.Bulu                  | 0                                 | 5 414                             | 99 364              |
| 5.Temanggung            | 383 587                           | 43 957                            | 732 707             |
| 6.Tlogomulyo            | 0                                 | 8 248                             | 10 008              |
| 7.Tembarak              | 0                                 | 11 312                            | 185 506             |
| 8.Selopampang           | 0                                 | 6 911                             | 126 572             |
| 9.Kranggan              | 0                                 | 15 136                            | 1 221 808           |
| 10.Pringsurat           | 0                                 | 4 492                             | 1 055 176           |
| 11.Kaloran              | 0                                 | 6 451                             | 254 292             |
| 12.Kandangan            | 0                                 | 6 174                             | 254 951             |
| 13.Kedu                 | 0                                 | 8 155                             | 1 079 105           |
| 14.Ngadiroje            | 150 115                           | 15 856                            | 59 584              |
| 15.Jumo                 | 0                                 | 8 271                             | 632 630             |
| 16.Gemawang             | 0                                 | 3 341                             | 26 602              |
| 17.Candiroto            | 0                                 | 4 930                             | 283 559             |
| 18.Bejen                | 0                                 | 4 562                             | 78 644              |
| 19.Tetep                | 0                                 | 5 328                             | 1 353               |
| 20.Wonobojo             | 0                                 | 9 974                             | 1 092 932           |
| Jumlah 2020             | 637 468                           | 239 423                           | 7 317 764           |
| 2019                    | 671 099                           | 188 164                           | 10 682 871          |
| 2018                    | 657 241                           | 173 665                           | 12 087 786          |
| 2017                    | 615 498                           | 280 598                           | 7 088 828           |
| 2016                    | 622 934                           | 351 223                           | 4 418 163           |

Sumber Data : Dinas Ketahanan Pangan, Pertanian dan Perikanan Kab. Temanggung

Source : Department of Food Security, Agriculture and Fisheries of Temanggung Regency

Tabel/Table 5.4.4.  
Lanjutan/Continued

| Kecamatan/<br>District | Telur / Egg (Butir)        |                              |                |                  | Susu /<br>Milk (Liter) |
|------------------------|----------------------------|------------------------------|----------------|------------------|------------------------|
|                        | Ayam Ras/<br>Range Chicken | Ayam Kampung<br>/ Free Range | Itik /<br>Duck | Puyuh /<br>Quail |                        |
| (1)                    | (5)                        | (6)                          | (7)            | (8)              | (9)                    |
| 1.Parakan              | 1 752 027                  | 678 782                      | 1 003 130      | 337 997          | 0                      |
| 2.Kledung              | 0                          | 703 345                      | 35 704         | 0                | 0                      |
| 3.Bansari              | 329 795                    | 71 469                       | 34 146         | 70 456           | 8 360                  |
| 4.Bulu                 | 1 421 676                  | 1 797 900                    | 479 674        | 286 532          | 0                      |
| 5.Temanggung           | 11 465 143                 | 846 318                      | 1 063 068      | 211 288          | 0                      |
| 6.Tlogomulyo           | 933 287                    | 486 091                      | 434 750        | 70 456           | 0                      |
| 7.Tembarak             | 3 984 654                  | 176 903                      | 259 963        | 318 608          | 0                      |
| 8.Selopampang          | 1 770 085                  | 102 690                      | 196 232        | 0                | 16 147                 |
| 9.Kranggan             | 12 164 631                 | 840 575                      | 829 914        | 779 245          | 0                      |
| 10.Pringsurat          | 5 535 358                  | 2 472 820                    | 508 519        | 641 126          | 24 918                 |
| 11.Kaloran             | 474 973                    | 509 366                      | 362 928        | 212 326          | 0                      |
| 12.Kandangan           | 4 518 292                  | 938 421                      | 457 740        | 0                | 440 915                |
| 13.Kedu                | 26 844 060                 | 1 926 356                    | 904 675        | 1 021 174        | 115 522                |
| 14.Ngadirejo           | 1 091 977                  | 3 046 135                    | 366 219        | 1 507 823        | 0                      |
| 15.Jumo                | 7 471 524                  | 1 706 798                    | 560 805        | 156 607          | 0                      |
| 16.Gemawang            | 4 029 687                  | 333 581                      | 202 978        | 0                | 0                      |
| 17.Candiroto           | 20 620 691                 | 2 303 506                    | 368 858        | 422 656          | 0                      |
| 18.Bejen               | 24 668 897                 | 169 342                      | 122 265        | 845 153          | 0                      |
| 19.Tetep               | 355 195                    | 810 439                      | 42 387         | 0                | 0                      |
| 20.Wonobojo            | 4 638 536                  | 1 405 233                    | 170 929        | 338 157          | 0                      |
| Jumlah 2020            | 134 070 488                | 21 326 070                   | 8 404 884      | 7 219 604        | 605 862                |
| 2019                   | 143 381 750                | 25 178 493                   | 8 697 355      | 7 781 340        | 598 611                |
| 2018                   | 136 823 085                | 25 089 371                   | 8 674 062      | 7 757 620        | 589 095                |
| 2017                   | 125 201 528                | 25 003 425                   | 8 644 310      | 7 724 325        | 226 575                |
| 2016                   | 124 578 666                | 24 879 030                   | 8 601 311      | 7 695 544        | 223 200                |

Sumber Data : Dinas Ketahanan Pangan, Pertanian dan Perikanan Kab. Temanggung

Source : Department of Food Security, Agriculture and Fisheries of Temanggung Regency

**Tabel/Table 5.4.5**  
**Perdagangan Ternak di Pasar Ternak**  
**Menurut Kecamatan dan Jenis Ternak di Kabupaten Temanggung, 2020**  
*According to sub district and types of livestock in Temanggung Regency, 2020*

| Kecamatan<br>District | Sapi/Cow                      |                         | Kambing/Goat                  |                         | Domba/Sheep                   |                         |
|-----------------------|-------------------------------|-------------------------|-------------------------------|-------------------------|-------------------------------|-------------------------|
|                       | Yang Masuk<br>Pasar<br>Supply | Yang<br>Terjual<br>Sold | Yang Masuk<br>Pasar<br>Supply | Yang<br>Terjual<br>Sold | Yang Masuk<br>Pasar<br>Supply | Yang<br>Terjual<br>Sold |
| (1)                   | (2)                           | (3)                     | (4)                           | (5)                     | (6)                           | (7)                     |
| 1.Parakan             | 0                             | 0                       | 0                             | 0                       | 0                             | 0                       |
| 2.Kledung             | 0                             | 0                       | 0                             | 0                       | 0                             | 0                       |
| 3.Bansari             | 0                             | 0                       | 0                             | 0                       | 0                             | 0                       |
| 4.Bulu                | 0                             | 0                       | 0                             | 0                       | 0                             | 0                       |
| 5.Temanggung          | 0                             | 0                       | 0                             | 0                       | 0                             | 0                       |
| 6.Tlogomulyo          | 0                             | 0                       | 0                             | 0                       | 0                             | 0                       |
| 7.Tembarak            | 0                             | 0                       | 0                             | 0                       | 0                             | 0                       |
| 8.Selopampang         | 0                             | 0                       | 0                             | 0                       | 0                             | 0                       |
| 9.Kranggan            | 576                           | 235                     | 144                           | 60                      | 18 000                        | 6 739                   |
| 10.Pringsurat         | 0                             | 0                       | 0                             | 0                       | 0                             | 0                       |
| 11.Kaloran            | 0                             | 0                       | 0                             | 0                       | 0                             | 0                       |
| 12.Kandangan          | 0                             | 0                       | 0                             | 0                       | 0                             | 0                       |
| 13.Kedu               | 0                             | 0                       | 0                             | 0                       | 0                             | 0                       |
| 14.Ngadiroje          | 7 200                         | 4 320                   | 2 160                         | 1 080                   | 32 400                        | 14 400                  |
| 15.Jumo               | 0                             | 0                       | 0                             | 0                       | 0                             | 0                       |
| 16.Gemawang           | 0                             | 0                       | 0                             | 0                       | 0                             | 0                       |
| 17.Candirototo        | 0                             | 0                       | 0                             | 0                       | 0                             | 0                       |
| 18.Bejen              | 0                             | 0                       | 0                             | 0                       | 0                             | 0                       |
| 19.Tetep              | 0                             | 0                       | 0                             | 0                       | 0                             | 0                       |
| 20.Wonobooyo          | 0                             | 0                       | 0                             | 0                       | 0                             | 0                       |
| Jumlah 2020           | 7 776                         | 4 555                   | 2 304                         | 1 140                   | 50 400                        | 21 139                  |
| 2019                  | 10 021                        | 5 400                   | 5 682                         | 3 881                   | 86 879                        | 50 086                  |
| 2018                  | 13 680                        | 12 750                  | 5 925                         | 3 844                   | 86 020                        | 49 592                  |
| 2017                  | 15 273                        | 7 743                   | 2 278                         | 793                     | 78 471                        | 27 264                  |
| 2016                  | 15 044                        | 7 621                   | 2 060                         | 624                     | 78 333                        | 27 127                  |

Sumber Data : Dinas Ketahanan Pangan, Pertanian dan Perikanan Kab. Temanggung  
Source : Department of Food Security, Agriculture and Fisheries of Temanggung Regency



Tabel/Table 5.4.5. Lanjutan

Continued

| Kecamatan /<br>District | Unggas/Poultry            |                     |
|-------------------------|---------------------------|---------------------|
|                         | Yang Masuk Pasar / Supply | Yang Terjual / Sold |
| (1)                     | (8)                       | (9)                 |
| 1.Parakan               | 100 375                   | 95 356              |
| 2.Kledung               | 0                         | 0                   |
| 3.Bansari               | 0                         | 0                   |
| 4.Bulu                  | 0                         | 0                   |
| 5.Temanggung            | 292 000                   | 219 000             |
| 6.Tlogomulyo            | 0                         | 0                   |
| 7.Tembarak              | 0                         | 0                   |
| 8.Selopampang           | 6 500                     | 6 175               |
| 9.Kranggan              | 17 500                    | 16 625              |
| 10.Pringsurat           | 20 075                    | 16 060              |
| 11.Kaloran              | 10 175                    | 9 666               |
| 12.Kandangan            | 0                         | 0                   |
| 13.Kedu                 | 0                         | 0                   |
| 14.Ngaderjo             | 43 000                    | 32 250              |
| 15.Jumo                 | 0                         | 0                   |
| 14.Ngadirejo            | 3 100                     | 2 945               |
| 17.Candiroto            | 70 000                    | 52 500              |
| 18.Bejen                | 0                         | 0                   |
| 19.Tetep                | 0                         | 0                   |
| 20.Wonobojo             | 0                         | 0                   |
| Jumlah 2019             | 562 725                   | 450 577             |
| 2018                    | 571 697                   | 451 641             |
| 2017                    | 567 173                   | 449 398             |
| 2016                    | 567 173                   | 449 398             |
| 2015                    | 565 640                   | 448 873             |

Sumber Data : Dinas Ketahanan Pangan, Pertanian dan Perikanan Kab. Temanggung

Source : Department of Food Security, Agriculture and Fisheries of Temanggung Regency

**Tabel/Table 5.5.1.**  
**Hasil dan Nilai Produksi Ikan Kolam Menurut Kecamatan**  
**dan Jenis Ikan di Kabupaten Temanggung, 2020**  
*Production of Fish in Temanggung Regency, 2020*

| Kecamatan /<br>District | Luas kolam / Area of Pond (Ha.) |                            | Karper / Carp                  |                           |
|-------------------------|---------------------------------|----------------------------|--------------------------------|---------------------------|
|                         | Kolam/ Pond                     | Terpal/ Covered<br>Plastic | Produksi /<br>Production (Kw.) | Nilai/ Value (Ribu<br>Rp) |
| (1)                     | (2)                             | (3)                        | (4)                            | (5)                       |
| 1.Parakan               | 11,25                           | 0,11                       | 832,67                         | 2 081 675,00              |
| 2.Kledung               | 4,26                            | 0,04                       | 315,31                         | 788 275,00                |
| 3.Bansari               | 5,39                            | 0,05                       | 398,57                         | 996 425,00                |
| 4.Bulu                  | 9,57                            | 0,10                       | 707,98                         | 1 769 950,00              |
| 5.Temanggung            | 11,21                           | 0,11                       | 829,66                         | 2 074 150,00              |
| 6.Tlogomulyo            | 2,18                            | 0,02                       | 161,43                         | 403 575,00                |
| 7.Tembarak              | 8,38                            | 0,08                       | 619,99                         | 1 549 975,00              |
| 8.Selopampang           | 8,14                            | 0,08                       | 602,27                         | 1 505 675,00              |
| 9.Kranggan              | 7,84                            | 0,08                       | 580,13                         | 1 450 325,00              |
| 10.Pringsurat           | 6,88                            | 0,07                       | 509,30                         | 1 273 250,00              |
| 11.Kaloran              | 5,57                            | 0,06                       | 411,85                         | 1 029 625,00              |
| 12.Kandangan            | 4,73                            | 0,05                       | 349,85                         | 874 625,00                |
| 13.Kedu                 | 5,60                            | 0,06                       | 414,59                         | 1 036 475,00              |
| 14.Ngaderjo             | 10,08                           | 0,10                       | 745,46                         | 1 863 650,00              |
| 15.Jumo                 | 5,18                            | 0,05                       | 383,51                         | 958 775,00                |
| 16.Gemawang             | 2,27                            | 0,02                       | 168,28                         | 420 700,00                |
| 17.Candiroto            | 3,23                            | 0,03                       | 239,16                         | 597 900,00                |
| 18.Bejen                | 3,47                            | 0,04                       | 256,85                         | 642 125,00                |
| 19.Tetep                | 0,22                            | 0,02                       | 115,27                         | 288 175,00                |
| 20.Wonobojo             | 2,99                            | 0,03                       | 214,87                         | 537 175,00                |
| <hr/>                   |                                 |                            |                                |                           |
| Jumlah / Total 2020     | 118,46                          | 1,19                       | 8 857,00                       | 22 142 500,00             |
| 2019                    | 124,00                          | 1,25                       | 10 806,30                      | 27 556 056,73             |
| 2018                    | 124,13                          | 1,13                       | 9 823,80                       | 27 015 450,00             |
| 2017                    | 123,57                          | 1,12                       | 8 136,20                       | 24 408 600,00             |
| 2016                    | 121,74                          | 1,11                       | 6 137,10                       | 1 647 351,07              |

Sumber Data : Dinas Ketahanan Pangan, Pertanian dan Perikanan Kab. Temanggung

Source : Department of Food Security, Agriculture and Fisheries of Temanggung Regency

Keterangan: \*) luas kolam terdiri atas kolam lahan dan kolam terpal

**Tabel/Table 5.5.1.**  
**Lanjutan/Continued**

| Kecamatan<br>District | Lele/ Catfish                  |                           | Nila/ Parrot Fish              |                           |
|-----------------------|--------------------------------|---------------------------|--------------------------------|---------------------------|
|                       | Produksi /<br>Production (Kw.) | Nilai/ Value (Ribu<br>Rp) | Produksi /<br>Production (Kw.) | Nilai/ Value (Ribu<br>Rp) |
| (1)                   | (6)                            | (7)                       | (8)                            | (9)                       |
| 1. Parakan            | 4 429,26                       | 7 529 747,10              | 1 917,56                       | 5 177 401,20              |
| 2. Kledung            | 1 677,24                       | 2 851 309,70              | 726,13                         | 1 960 540,20              |
| 3. Bansari            | 2 120,11                       | 3 604 183,60              | 917,86                         | 2 478 211,20              |
| 4. B u l u            | 3 766,02                       | 6 402 230,60              | 1 630,42                       | 4 402 128,60              |
| 5. Temanggung         | 4 413,26                       | 7 502 547,10              | 1 910,63                       | 5 158 698,30              |
| 6. Tlogomulyo         | 858,71                         | 1 459 813,80              | 371,76                         | 1 003 757,40              |
| 7. Tembarak           | 3 297,96                       | 5 606 530,30              | 1 427,78                       | 3 855 011,40              |
| 8. Selopampang        | 3 203,67                       | 5 446 240,70              | 1 386,96                       | 3 744 797,40              |
| 9. Kranggan           | 3 085,93                       | 5 246 087,80              | 1 335,99                       | 3 607 173,00              |
| 10. Pringsurat        | 2 709,12                       | 4 605 504,00              | 1 172,86                       | 3 166 713,90              |
| 11. Kaloran           | 2 190,78                       | 3 724 322,60              | 948,45                         | 2 560 817,70              |
| 12. Kandangan         | 1 860,98                       | 3 163 671,10              | 805,67                         | 2 175 319,80              |
| 13. K e d u           | 2 205,36                       | 3 749 118,80              | 954,77                         | 2 577 868,20              |
| 14. Ngadirejo         | 3 965,31                       | 6 741 023,60              | 1 716,70                       | 4 635 081,90              |
| 15. J u m o           | 2 040,02                       | 3 468 025,50              | 883,18                         | 2 384 588,70              |
| 16. Gemawang          | 895,16                         | 1 521 766,90              | 387,54                         | 1 046 355,30              |
| 17. Candiroto         | 1 272,16                       | 2 162 670,30              | 550,75                         | 1 487 035,80              |
| 18. Bejen             | 1 366,29                       | 2 322 696,40              | 591,51                         | 1 597 068,90              |
| 19. Tretep            | 613,18                         | 1 042 409,40              | 265,46                         | 716 752,80                |
| 20. Wonoboyo          | 1 142,96                       | 1 943 030,30              | 494,82                         | 1 336 014,00              |
| Jumlah / Total 2020   | 47 113,49                      | 80 092 929,60             | 20 396,79                      | 55 071 335,70             |
| 2019                  | 42 107,39                      | 71 582 558,53             | 19 749,99                      | 53 324 984,00             |
| 2018                  | 38 278,76                      | 57 418 140,00             | 17 954,25                      | 39 499 350,00             |
| 2017                  | 31 703,10                      | 57 065 580,00             | 14 869,60                      | 41 634 880,00             |
| 2016                  | 28 514,50                      | 39 803 106,00             | 8 623,50                       | 16 384 650,00             |

Sumber Data : Dinas Ketahanan Pangan, Pertanian dan Perikanan Kab. Temanggung

Source : Department of Food Security, Agriculture and Fisheries of Temanggung Regency

**Tabel/Table 5.5.1.**  
**Lanjutan/Continued**

| Kecamatan<br><i>District</i> | lain-lain/ <i>Others</i>              |                               | Jumlah/ <i>Total</i>                  |                               |
|------------------------------|---------------------------------------|-------------------------------|---------------------------------------|-------------------------------|
|                              | Produksi /<br><i>Production (Kw.)</i> | Nilai/ <i>Value (Ribu Rp)</i> | Produksi /<br><i>Production (Kw.)</i> | Nilai/ <i>Value (Ribu Rp)</i> |
| (1)                          | (10)                                  | (11)                          | (12)                                  | (13)                          |
| 1. Parakan                   | 182,54                                | 383 342,40                    | 7 362,03                              | 15 172 165,70                 |
| 2. Kledung                   | 69,13                                 | 145 162,50                    | 2 787,80                              | 5 745 287,40                  |
| 3. Bansari                   | 87,38                                 | 183 491,70                    | 3 523,91                              | 7 262 311,50                  |
| 4. B u l u                   | 155,21                                | 325 941,00                    | 6 259,63                              | 12 900 250,20                 |
| 5. Temanggung                | 181,89                                | 381 958,50                    | 7 335,44                              | 15 117 353,90                 |
| 6. Tlogomulyo                | 35,39                                 | 74 319,00                     | 1 427,30                              | 2 941 465,20                  |
| 7. Tembarak                  | 135,92                                | 285 432,00                    | 5 481,65                              | 11 296 948,70                 |
| 8. Selopampang               | 132,03                                | 277 271,40                    | 5 324,94                              | 10 973 984,50                 |
| 9. Kranggan                  | 127,18                                | 267 080,10                    | 5 129,24                              | 10 570 665,90                 |
| 10. Pringsurat               | 111,65                                | 234 469,20                    | 4 502,93                              | 9 279 937,10                  |
| 11. Kaloran                  | 90,29                                 | 189 606,90                    | 3 641,37                              | 7 504 372,20                  |
| 12. Kandangan                | 76,70                                 | 161 063,70                    | 3 093,20                              | 6 374 679,60                  |
| 13. K e d u                  | 90,89                                 | 190 869,00                    | 3 665,61                              | 7 554 331,00                  |
| 14. Ngadirejo                | 163,42                                | 343 188,30                    | 6 590,89                              | 13 582 943,80                 |
| 15. J u m o                  | 84,08                                 | 176 559,60                    | 3 390,78                              | 6 987 948,80                  |
| 16. Gemawang                 | 36,89                                 | 77 473,20                     | 1 487,87                              | 3 066 295,40                  |
| 17. Candiroto                | 52,43                                 | 110 103,00                    | 2 114,50                              | 4 357 709,10                  |
| 18. Bejen                    | 56,31                                 | 118 248,90                    | 2 270,96                              | 4 680 139,20                  |
| 19. Tretep                   | 25,27                                 | 53 069,10                     | 1 019,19                              | 2 100 406,30                  |
| 20. Wonoboyo                 | 47,11                                 | 98 920,50                     | 1 899,75                              | 3 915 139,80                  |
| Jumlah / <i>Total</i> 2020   | 1 941,70                              | 4 077 570,00                  | 78 308,98                             | 161 384 335,30                |
| 2019                         | 1 863,20                              | 3 912 718,83                  | 74 526,88                             | 156 376 318,09                |
| 2018                         | 1 693,74                              | 3 556 854,00                  | 67 750,53                             | 120 784 870,60                |
| 2017                         | 1 402,80                              | 2 525 040,00                  | 56 111,70                             | 125 634 100,00                |
| 2016                         | 1 164,40                              | 2 442 636,00                  | 44 439,50                             | 45 691 210,00                 |

Sumber Data : Dinas Ketahanan Pangan, Pertanian dan Perikanan Kab. Temanggung  
*Source : Department of Food Security, Agriculture and Fisheries of Temanggung Regency*

**Tabel 5.5.2.**  
**Hasil dan Nilai Produksi ikan Budidaya Mina Padi**  
**Menurut Jenis Ikan Per Kecamatan di Kabupaten Temanggung, 2020**  
*Production of Mina Paddy Fisheries by District in Temanggung Regency, 2020*

| Kecamatan / District | Luas Mina Padi (Ha.) /<br>Mina Paddy Area | Karper / Carp                  |                                            |
|----------------------|-------------------------------------------|--------------------------------|--------------------------------------------|
|                      |                                           | Produksi /<br>Production (Kw.) | Nilai (Ribu Rp.) /<br>Value (IDR Thousand) |
| (1)                  | (2)                                       | (3)                            | (4)                                        |
| 1. Parakan           | 722,62                                    | 4 774,06                       | 14 322 180,00                              |
| 2. Kledung           | 50,62                                     | 334,43                         | 1 003 290,00                               |
| 3. Bansari           | 57,12                                     | 377,38                         | 1 132 140,00                               |
| 4. B u l u           | 1 036,56                                  | 6 848,13                       | 20 544 390,00                              |
| 5. Temanggung        | 281,90                                    | 1 862,37                       | 5 587 110,00                               |
| 6. Tlogomulyo        | 189,48                                    | 1 251,81                       | 3 755 430,00                               |
| 7. Tembarak          | 190,41                                    | 1 257,95                       | 3 773 850,00                               |
| 8. Selopampang       | 225,70                                    | 1 491,13                       | 4 473 390,00                               |
| 9. Kranggan          | 30,88                                     | 204,03                         | 612 090,00                                 |
| 10. Pringsurat       | 127,72                                    | 843,81                         | 2 531 430,00                               |
| 11. Kaloran          | 27,86                                     | 184,09                         | 552 270,00                                 |
| 12. Kandangan        | 46,44                                     | 306,82                         | 920 460,00                                 |
| 13. K e d u          | 561,01                                    | 3 706,34                       | 11 119 020,00                              |
| 14. Ngadirejo        | 711,71                                    | 4 701,96                       | 14 105 880,00                              |
| 15. J u m o          | 103,56                                    | 684,20                         | 2 052 600,00                               |
| 16. Gemawang         | 55,73                                     | 368,18                         | 1 104 540,00                               |
| 17. Candiroto        | 61,77                                     | 408,07                         | 1 224 210,00                               |
| 18. Bejen            | 37,15                                     | 245,45                         | 736 350,00                                 |
| 19. Tretep           | 27,86                                     | 184,09                         | 552 270,00                                 |
| 20. Wonoboyo         | 97,99                                     | 647,38                         | 1 942 140,00                               |
| Jumlah / Total 2020  | 4 644,09                                  | 30 681,68                      | 92 045 040,00                              |
| 2019                 | 3 454,49                                  | 30 433,38                      | 77 605 121,21                              |
| 2018                 | 3 454,49                                  | 25 352,70                      | 53 240 670,00                              |
| 2017                 | 3 402,54                                  | 11 841,83                      | 35 568 135,00                              |
| 2016                 | 3 319,55                                  | 17 776,90                      | 49 086 950,00                              |

**Tabel/Table 5.5.2.**  
**Lanjutan/Continued**

| Kecamatan /<br>District    | Nilai<br><i>Parrot Fist</i> |                       | Jumlah<br><i>Total</i> |                       |
|----------------------------|-----------------------------|-----------------------|------------------------|-----------------------|
|                            | Produksi                    | Nilai (Ribu Rp)       | Produksi               | Nilai (Ribu Rp)       |
|                            | <i>Production (Kw)</i>      | <i>Value</i>          | <i>Production (Kw)</i> | <i>Value</i>          |
|                            |                             | <i>(IDR Thousand)</i> |                        | <i>(IDR Thousand)</i> |
| (1)                        | (5)                         | (6)                   | (7)                    | (8)                   |
| 1. Parakan                 | 4 065,92                    | 10 977 984,00         | 8 839,98               | 25 300 164,00         |
| 2. Kledung                 | 284,82                      | 769 014,00            | 619,25                 | 1 772 304,00          |
| 3. Bansari                 | 321,41                      | 867 807,00            | 698,79                 | 1 999 947,00          |
| 4. B u l u                 | 5 832,35                    | 15 747 345,00         | 12 680,48              | 36 291 735,00         |
| 5. Temanggung              | 1 586,13                    | 4 282 551,00          | 3 448,50               | 9 869 661,00          |
| 6. Tlogomulyo              | 1 066,13                    | 2 878 551,00          | 2 317,94               | 6 633 981,00          |
| 7. Tembarak                | 1 071,35                    | 2 892 645,00          | 2 329,30               | 6 666 495,00          |
| 8. Selopampang             | 1 269,95                    | 3 428 865,00          | 2 761,08               | 7 902 255,00          |
| 9. Kranggan                | 173,77                      | 469 179,00            | 377,80                 | 1 081 269,00          |
| 10. Pringsurat             | 718,64                      | 1 940 328,00          | 1 562,45               | 4 471 758,00          |
| 11. Kaloran                | 156,78                      | 423 306,00            | 340,87                 | 975 576,00            |
| 12. Kandangan              | 261,31                      | 705 537,00            | 568,13                 | 1 625 997,00          |
| 13. K e d u                | 3 156,58                    | 8 522 766,00          | 6 862,92               | 19 641 786,00         |
| 14. Ngadirejo              | 4 004,51                    | 10 812 177,00         | 8 706,47               | 24 918 057,00         |
| 15. J u m o                | 582,71                      | 1 573 317,00          | 1 266,91               | 3 625 917,00          |
| 16. Gemawang               | 313,57                      | 846 639,00            | 681,75                 | 1 951 179,00          |
| 17. Candiroto              | 347,54                      | 938 358,00            | 755,61                 | 2 162 568,00          |
| 18. Bejen                  | 209,04                      | 564 408,00            | 454,49                 | 1 300 758,00          |
| 19. Tretep                 | 156,78                      | 423 306,00            | 340,87                 | 975 576,00            |
| 20. Wonobojo               | 551,36                      | 1 488 672,00          | 1 198,74               | 3 430 812,00          |
| Jumlah / <i>Total</i> 2020 | 26 130,65                   | 70 552 755,00         | 56 812,33              | 162 597 795,00        |
| 2019                       | 20 288,92                   | 54 780 085,56         | 50 722,30              | 132 385 206,77        |
| 2018                       | 16 901,90                   | 47 325 320,00         | 42 254,60              | 100 565 990,00        |
| 2017                       | 21 992,00                   | 61 577 600,00         | 33 833,83              | 97 145 735,00         |
| 2016                       | 11 851,30                   | 22 609 810,00         | 29 628,20              | 42 451 767,00         |

Sumber Data : Dinas Ketahanan Pangan, Pertanian dan Perikanan Kab. Temanggung  
*Source : Department of Food Security, Agriculture and Fisheries of Temanggung Regency*

**Tabel/Table 5.5.3.**  
**Hasil Produksi Benih Ikan Di Unit Pembenihan Rakyat (UPR)**  
**Menurut Kecamatan di Kabupaten Temanggung, 2020**

*Production of Fheseries Seeding In Community Seeding Unit in Temanggung Regency, 2020*

| kecamatan<br><i>District</i> | Unit Pembenihan Rakyat / <i>Communiti Seeding Unit</i> |                                      |
|------------------------------|--------------------------------------------------------|--------------------------------------|
|                              | Luas / <i>Area ( H.a)</i>                              | Produksi / <i>Production ( Ekor)</i> |
| (1)                          | (2)                                                    | (3)                                  |
| 1.Parakan                    | 13,25                                                  | 17 651 073                           |
| 2.Kledu                      | 1,26                                                   | 1 677 033                            |
| 3.Bansari                    | 0,67                                                   | 892 809                              |
| 4.Bulu                       | 4,60                                                   | 6 129 012                            |
| 5.Temanggung                 | 13,17                                                  | 18 313 238                           |
| 6.Tlogomulyo                 | 1,55                                                   | 2 063 112                            |
| 7.Tembarak                   | 9,70                                                   | 12 921 599                           |
| 8.Selopampang                | 6,59                                                   | 8 771 244                            |
| 9.Kraggan                    | 4,37                                                   | 5 815 323                            |
| 10.Pringsurat                | 1,24                                                   | 1 652 903                            |
| 11.Kaloran                   | 2,81                                                   | 3 740 145                            |
| 12.Kandangan                 | 1,38                                                   | 1 833 878                            |
| 13.Kedu                      | 12,31                                                  | 16 420 444                           |
| 14.Ngaderjo                  | 5,93                                                   | 7 902 565                            |
| 15.Jumo                      | 4,27                                                   | 5 682 608                            |
| 16.Gemawang                  | 0,48                                                   | 639 444                              |
| 17.Candiroto                 | 3,61                                                   | 4 801 864                            |
| 18.Bejen                     | 0,53                                                   | 699 769                              |
| 19.Tetep                     | 0,23                                                   | 301 625                              |
| 20.Wonoboyo                  | 2,64                                                   | 3 510 911                            |
| <hr/>                        |                                                        |                                      |
| Jumlah / <i>Total</i> 2020   | 90,59                                                  | 121 420 599                          |
| 2019                         | 86,68                                                  | 118 567 200                          |
| 2018                         | 86,68                                                  | 113 676 090                          |
| 2017                         | 87,36                                                  | 104 840 500                          |
| 2016                         | 87,14                                                  | 92 320 915                           |

Sumber Data : Dinas Ketahanan Pangan, Pertanian dan Perikanan Kab. Temanggung

Source : *Department of Food Security, Agriculture and Fisheries of Temanggung Regency*

**Tabel/Table 5.5.4.**  
**Produksi Dan Nilai Hasil Penangkapan Ikan Di Sungai**  
**Menurut Kecamatan dan Jenis Ikan**  
**di Kabupaten Temanggung, 2020**  
*Production offrom River in Temanggung Rengency, 2020*

| Kecamatan / District | Tawes                          |                            | Karper / Carp                  |                            |
|----------------------|--------------------------------|----------------------------|--------------------------------|----------------------------|
|                      | Produksi /<br>Production (Kw.) | Nilai / Value (Ribu<br>Rp) | Produksi /<br>Production (Kw.) | Nilai / value (Ribu<br>Rp) |
| (1)                  | (2)                            | (3)                        | (4)                            | (5)                        |
| 1.Parakan            | 0,59                           | 1 184,00                   | 60,11                          | 150 285,00                 |
| 2.Kledung            | 0,24                           | 474,00                     | 24,04                          | 60 102,50                  |
| 3.Bansari            | 0,28                           | 556,00                     | 28,17                          | 70 432,50                  |
| 4.Bulu               | 0,46                           | 924,00                     | 46,89                          | 117 232,50                 |
| 5.Temanggung         | 0,77                           | 1 548,00                   | 78,58                          | 196 440,00                 |
| 6.Tlogomulyo         | 0,14                           | 282,00                     | 14,30                          | 35 747,50                  |
| 7.Tembarak           | 0,51                           | 1 018,00                   | 51,65                          | 129 125,00                 |
| 8.Selopampang        | 0,35                           | 702,00                     | 35,68                          | 89 210,00                  |
| 9.Kranggan           | 0,79                           | 1 582,00                   | 80,29                          | 200 730,00                 |
| 10.Pringsurat        | 0,81                           | 1 618,00                   | 82,17                          | 205 430,00                 |
| 11.Kaloran           | 0,43                           | 860,00                     | 43,67                          | 109 170,00                 |
| 12.Kandangan         | 0,46                           | 916,00                     | 46,49                          | 116 212,50                 |
| 13.Kedu              | 0,43                           | 866,00                     | 43,96                          | 109 895,00                 |
| 14.Ngadirejo         | 0,41                           | 818,00                     | 41,48                          | 103 687,50                 |
| 15.Jumo              | 0,86                           | 1 726,00                   | 87,62                          | 219 042,50                 |
| 16.Gemawang          | 0,43                           | 852,00                     | 43,20                          | 107 995,00                 |
| 17.Candiroto         | 0,44                           | 870,00                     | 44,14                          | 110 347,50                 |
| 18.Bejen             | 0,45                           | 906,00                     | 46,02                          | 115 037,50                 |
| 19.Tetep             | 0,18                           | 352,00                     | 17,86                          | 44 642,50                  |
| 20.Wonoboyo          | 0,22                           | 448,00                     | 22,78                          | 56 955,00                  |
| Jumlah / Total 2020  | 9,25                           | 18 502,00                  | 939,09                         | 2 347 720,00               |
| 2019                 | 20,35                          | 40 697,99                  | 81,40                          | 203 489,94                 |
| 2018                 | 18,20                          | 36 394,59                  | 72,79                          | 203 809,82                 |
| 2017                 | 14,35                          | 28 694,00                  | 57,31                          | 160 456,80                 |
| 2016                 | 9,15                           | 18 300,00                  | 36,76                          | 95 576,00                  |

Sumber Data : Dinas Ketahanan Pangan, Pertanian dan Perikanan Kab. Temanggung  
Source : Department of Food Security, Agriculture and Fisheries of Temanggung Regency



**Tabel/Table 5.5.4.**  
**Lanjutan/Continued**

| Kecamatan /<br>District | Nila /Indigo Fish                |                          | Gabus / Fish Cork                |                          | Lele /Cat Fish                   |                          |
|-------------------------|----------------------------------|--------------------------|----------------------------------|--------------------------|----------------------------------|--------------------------|
|                         | Produksi/<br>Production<br>(Kw.) | Nilai/value<br>(Ribu Rp) | Produksi/<br>Production<br>(Kw.) | Nilai/value<br>(Ribu Rp) | Produksi/<br>Production<br>(Kw.) | Nilai/value<br>(Ribu Rp) |
| (1)                     | (6)                              | (7)                      | (8)                              | (9)                      | (10)                             | (11)                     |
| 1.Parakan               | 39,98                            | 107 946,00               | 10,36                            | 23 319,00                | 17,18                            | 30 056,25                |
| 2.Kledung               | 15,99                            | 43 173,00                | 4,15                             | 9 326,25                 | 6,87                             | 12 020,75                |
| 3.Bansari               | 18,74                            | 50 598,00                | 4,86                             | 10 928,25                | 8,05                             | 14 085,75                |
| 4.Bulu                  | 31,19                            | 84 213,00                | 8,09                             | 18 191,25                | 13,40                            | 23 446,50                |
| 5.Temanggung            | 52,26                            | 141 102,00               | 13,55                            | 30 480,75                | 22,45                            | 39 287,50                |
| 6.Tlogomulyo            | 9,51                             | 25 677,00                | 2,47                             | 5 546,25                 | 4,09                             | 7 148,75                 |
| 7.Tembarak              | 34,35                            | 92 745,00                | 8,91                             | 20 036,25                | 14,76                            | 25 824,75                |
| 8.Selopampang           | 23,73                            | 64 071,00                | 6,15                             | 13 842,00                | 10,20                            | 17 843,00                |
| 9.Kranggan              | 53,40                            | 144 180,00               | 13,84                            | 31 146,75                | 22,94                            | 40 146,75                |
| 10.Pringsurat           | 54,65                            | 147 555,00               | 14,17                            | 31 875,75                | 23,48                            | 41 086,50                |
| 11.Kaloran              | 29,04                            | 78 408,00                | 7,53                             | 16 940,25                | 12,48                            | 21 833,00                |
| 12.Kandangan            | 30,91                            | 83 457,00                | 8,02                             | 18 033,75                | 13,28                            | 23 241,75                |
| 13.Kedu                 | 29,23                            | 78 921,00                | 7,58                             | 17 052,75                | 12,56                            | 21 978,25                |
| 14.Ngadirejo            | 27,58                            | 74 466,00                | 7,15                             | 16 089,75                | 11,85                            | 20 737,50                |
| 15.Jumo                 | 58,27                            | 157 329,00               | 15,11                            | 33 988,50                | 25,03                            | 43 807,75                |
| 16.Gemawang             | 28,73                            | 77 571,00                | 7,45                             | 16 758,00                | 12,34                            | 21 598,50                |
| 17.Candiroto            | 29,35                            | 79 245,00                | 7,61                             | 17 122,50                | 12,61                            | 22 069,25                |
| 18.Bejen                | 30,60                            | 82 620,00                | 7,93                             | 17 851,50                | 13,15                            | 23 007,25                |
| 19.Tetep                | 11,86                            | 32 022,00                | 3,08                             | 6 927,75                 | 5,10                             | 8 928,50                 |
| 20.Wonobooyo            | 15,15                            | 40 905,00                | 3,93                             | 8 838,00                 | 6,51                             | 11 390,75                |
| Jumlah / Total 2020     | 624,52                           | 1 686 204,00             | 161,91                           | 364 295,25               | 268,31                           | 469 539,00               |
| 2019                    | 305,23                           | 824 134,25               | 339,15                           | 763 087,27               | 169,57                           | 296 756,16               |
| 2018                    | 272,90                           | 736 827,06               | 303,29                           | 606 576,80               | 151,64                           | 303 288,42               |
| 2017                    | 214,77                           | 579 889,80               | 238,73                           | 477 468,00               | 119,36                           | 238 726,00               |
| 2016                    | 138,15                           | 303 930,00               | 153,52                           | 307 040,00               | 76,75                            | 153 500,00               |

Sumber Data : Dinas Ketahanan Pangan, Pertanian dan Perikanan Kab. Temanggung  
Source : Department of Food Security, Agriculture and Fisheries of Temanggung Regency

**Tabel/Table 5.5.4.**  
**Lanjutan / Continued**

| Kecamatan / District | Uceng                             |                            | Nilem                             |                            |
|----------------------|-----------------------------------|----------------------------|-----------------------------------|----------------------------|
|                      | Produksi /<br>Production<br>(Kw.) | Nilai / Value<br>(Ribu Rp) | Produksi /<br>Production<br>(Kw.) | Nilai / Value (Ribu<br>Rp) |
| (1)                  | (12)                              | (13)                       | (14)                              | (15)                       |
| 1.Parakan            | 32,28                             | 193 668,00                 | 74,01                             | 162 830,80                 |
| 2.Kledung            | 12,91                             | 77 454,00                  | 29,60                             | 65 120,00                  |
| 3.Bansari            | 15,13                             | 90 762,00                  | 34,69                             | 76 311,40                  |
| 4.Bulu               | 25,18                             | 151 074,00                 | 57,74                             | 127 021,40                 |
| 5.Temanggung         | 42,19                             | 253 146,00                 | 96,75                             | 212 841,20                 |
| 6.Tlogomulyo         | 7,68                              | 46 068,00                  | 17,61                             | 38 731,00                  |
| 7.Tembarak           | 27,73                             | 166 398,00                 | 63,59                             | 139 906,80                 |
| 8.Selopampang        | 19,16                             | 114 966,00                 | 43,94                             | 96 659,20                  |
| 9.Kranggan           | 43,11                             | 258 678,00                 | 98,86                             | 217 489,80                 |
| 10.Pringsurat        | 44,12                             | 264 732,00                 | 101,17                            | 222 580,60                 |
| 11.Kaloran           | 23,45                             | 140 682,00                 | 53,77                             | 118 283,00                 |
| 12.Kandangan         | 24,96                             | 149 760,00                 | 57,23                             | 125 914,80                 |
| 13.Kedu              | 23,60                             | 141 618,00                 | 54,12                             | 119 070,60                 |
| 14.Ngadirejo         | 22,27                             | 133 620,00                 | 51,07                             | 112 343,00                 |
| 15.Jumo              | 47,05                             | 282 276,00                 | 107,88                            | 237 329,40                 |
| 16.Gemawang          | 23,20                             | 139 170,00                 | 53,19                             | 117 011,40                 |
| 17.Candiroto         | 23,70                             | 142 200,00                 | 54,35                             | 119 561,20                 |
| 18.Bejen             | 24,71                             | 148 248,00                 | 56,66                             | 124 643,20                 |
| 19.Tetep             | 9,59                              | 57 528,00                  | 21,99                             | 48 369,20                  |
| 20.Wonobojo          | 12,23                             | 73 398,00                  | 28,05                             | 61 710,00                  |
| Jumlah / Total 2020  | 504,24                            | 3 025 446,00               | 1 156,24                          | 2 543 728,00               |
| 2019                 | 2 319,11                          | 13 914 655,83              | 2 239,75                          | 4 927 448,52               |
| 2018                 | 2 073,89                          | 12 443 316,85              | 2 002,07                          | 5 005 168,62               |
| 2017                 | 1 632,64                          | 9 795 858,00               | 1 575,69                          | 3 939 220,00               |
| 2016                 | 0,00                              | 0,00                       | 0,00                              | 0,00                       |

Sumber Data : Dinas Ketahanan Pangan, Pertanian dan Perikanan Kab. Temanggung  
Source : Department of Food Security, Agriculture and Fisheries of Temanggung Regency

**Tabel/Table 5.5.4.**  
**Lanjutan / Continued**

| Kecamatan / District | Udang Air Tawar               |                          | Unjar                         |                          |
|----------------------|-------------------------------|--------------------------|-------------------------------|--------------------------|
|                      | Produksi/<br>Production (Kw.) | Nilai/value (Ribu<br>Rp) | Produksi/<br>Production (Kw.) | Nilai/value (Ribu<br>Rp) |
|                      | (17)                          | (18)                     | (19)                          | (20)                     |
| 1.Parakan            | 10,66                         | 37 310,00                | 36,13                         | 108 381,00               |
| 2.Kledung            | 4,26                          | 14 910,00                | 14,45                         | 43 344,00                |
| 3.Bansari            | 5,00                          | 17 500,00                | 16,93                         | 50 793,00                |
| 4.Bulu               | 8,32                          | 29 120,00                | 28,18                         | 84 546,00                |
| 5.Temanggung         | 13,93                         | 48 755,00                | 47,22                         | 141 669,00               |
| 6.Tlogomulyo         | 2,54                          | 8 890,00                 | 8,59                          | 25 782,00                |
| 7.Tembarak           | 9,16                          | 32 060,00                | 31,04                         | 93 123,00                |
| 8.Selopampang        | 6,33                          | 22 155,00                | 21,45                         | 64 338,00                |
| 9.Kranggan           | 14,24                         | 49 840,00                | 48,25                         | 144 762,00               |
| 10.Pringsurat        | 14,57                         | 50 995,00                | 49,38                         | 148 152,00               |
| 11.Kaloran           | 7,74                          | 27 090,00                | 26,24                         | 78 732,00                |
| 12.Kandangan         | 8,24                          | 28 840,00                | 27,94                         | 83 811,00                |
| 13.Kedu              | 7,80                          | 27 300,00                | 26,42                         | 79 254,00                |
| 14.Ngadirejo         | 7,36                          | 25 760,00                | 24,93                         | 74 778,00                |
| 15.Jumo              | 15,54                         | 54 390,00                | 52,66                         | 157 971,00               |
| 16.Gemawang          | 7,66                          | 26 810,00                | 25,96                         | 77 883,00                |
| 17.Candiroto         | 7,83                          | 27 405,00                | 26,53                         | 79 581,00                |
| 18.Bejen             | 8,16                          | 28 560,00                | 27,66                         | 82 965,00                |
| 19.Tetep             | 3,16                          | 11 060,00                | 10,73                         | 32 196,00                |
| 20.Wonoboyo          | 4,04                          | 14 140,00                | 13,69                         | 41 076,00                |
| Jumlah / Total 2020  | 166,54                        | 582 890,00               | 564,38                        | 1 693 137,00             |
| 2019                 | 343,90                        | 1 203 649,64             | 881,79                        | 2 645 369,21             |
| 2018                 | 307,54                        | 799 589,58               | 788,55                        | 1 577 099,76             |
| 2017                 | 242,19                        | 629 681,00               | 620,67                        | 1 241 356,00             |
| 2016                 | 0,00                          | 0,00                     | 0,00                          | 0,00                     |

Sumber Data : Dinas Ketahanan Pangan, Pertanian dan Perikanan Kab. Temanggung  
Source : Department of Food Security, Agriculture and Fisheries of Temanggung Regency

**Tabel/Table 5.5.4.**  
**Lanjutan / Continued**

| Kecamatan / District | Lain - Lain / Other              |                            | Jumlah / Total                   |                           |
|----------------------|----------------------------------|----------------------------|----------------------------------|---------------------------|
|                      | Produksi/<br>Production<br>(Kw.) | Nilai / value (Ribu<br>Rp) | Produksi/<br>Production<br>(Kw.) | Nilai/ Value<br>(Ribu Rp) |
| (1)                  | (21)                             | (22)                       | (23)                             | (24)                      |
| 1.Parakan            | 14,83                            | 44 475,00                  | 296,13                           | 859 455,05                |
| 2.Kledung            | 5,93                             | 17 787,00                  | 118,43                           | 343 711,50                |
| 3.Bansari            | 6,95                             | 20 844,00                  | 138,79                           | 402 810,90                |
| 4.Bulu               | 11,57                            | 34 695,00                  | 231,01                           | 670 463,65                |
| 5.Temanggung         | 19,38                            | 58 137,00                  | 387,08                           | 1 123 406,45              |
| 6.Tlogomulyo         | 3,53                             | 10 578,00                  | 70,44                            | 204 450,50                |
| 7.Tembarak           | 12,74                            | 38 214,00                  | 254,44                           | 738 450,80                |
| 8.Selopampang        | 8,80                             | 26 403,00                  | 175,79                           | 510 189,20                |
| 9.Kranggan           | 19,80                            | 59 406,00                  | 395,54                           | 1 147 961,30              |
| 10.Pringsurat        | 20,27                            | 60 795,00                  | 404,79                           | 1 174 819,85              |
| 11.Kaloran           | 10,77                            | 32 307,00                  | 215,11                           | 624 305,25                |
| 12.Kandangan         | 11,46                            | 34 392,00                  | 228,98                           | 664 578,80                |
| 13.Kedu              | 10,84                            | 32 523,00                  | 216,54                           | 628 478,60                |
| 14.Ngadirejo         | 10,23                            | 30 687,00                  | 204,32                           | 592 986,75                |
| 15.Jumo              | 21,61                            | 64 824,00                  | 431,62                           | 1 252 684,15              |
| 16.Gemawang          | 10,65                            | 31 962,00                  | 212,80                           | 617 610,90                |
| 17.Candiroto         | 10,89                            | 32 658,00                  | 217,43                           | 631 059,45                |
| 18.Bejen             | 11,35                            | 34 044,00                  | 226,68                           | 657 882,45                |
| 19.Tetep             | 4,40                             | 13 212,00                  | 87,94                            | 255 237,95                |
| 20.Wonobojo          | 5,62                             | 16 863,00                  | 112,23                           | 325 723,75                |
| Jumlah / Total 2020  | 231,60                           | 694 806,00                 | 4 626,08                         | 13 426 267,25             |
| 2019                 | 82,75                            | 248 249,93                 | 6 783,00                         | 25 067 538,73             |
| 2018                 | 74,00                            | 148 004,74                 | 6 064,86                         | 21 860 076,24             |
| 2017                 | 58,24                            | 116 472,00                 | 4 773,95                         | 17 207 821,60             |
| 2016                 | 1 452,28                         | 3 411 150,50               | 3 070,25                         | 10 973 946,50             |

Sumber Data : Dinas Ketahanan Pangan, Pertanian dan Perikanan Kab. Temanggung  
Source : Department of Food Security, Agriculture and Fisheries of Temanggung Regency

**Tabel/Table 5.5.5.**  
**Produksi Dan Nilai Hasil Penangkapan Ikan Di Genangan/  
 Cekdam Menurut Jenis ikan Dan Kecamatan  
 Di Kabupaten Temanggung, 2020**  
*Production of Fish in pool / Cekdam in Temanggung Regency, 2020*

| kecamatan<br>District | Tawes                         |                            | Karper / Carp                 |                            |
|-----------------------|-------------------------------|----------------------------|-------------------------------|----------------------------|
|                       | Produksi/<br>Production (Kw.) | Nilai/value (Ribuan)<br>Rp | Produksi/<br>Production (Kw.) | Nilai/value (Ribuan)<br>Rp |
| (1)                   | (2)                           | (3)                        | (4)                           | (5)                        |
| 1.Parakan             | 0,00                          | 0,00                       | 6,33                          | 15 835,00                  |
| 2.Kledung             | 0,00                          | 0,00                       | 4,77                          | 11 917,50                  |
| 3.Bansari             | 0,00                          | 0,00                       | 4,66                          | 11 640,00                  |
| 4.Bulu                | 0,00                          | 0,00                       | 9,30                          | 23 247,50                  |
| 5.Temanggung          | 0,00                          | 0,00                       | 6,27                          | 15 677,50                  |
| 6.Tlogomulyo          | 0,00                          | 0,00                       | 2,84                          | 7 087,50                   |
| 7.Tembarak            | 0,00                          | 0,00                       | 14,90                         | 37 245,00                  |
| 8.Selopampang         | 0,00                          | 0,00                       | 12,66                         | 31 657,50                  |
| 9.Kranggan            | 0,00                          | 0,00                       | 12,20                         | 30 492,50                  |
| 10.Pringsurat         | 0,00                          | 0,00                       | 10,71                         | 26 770,00                  |
| 11.Kaloran            | 0,00                          | 0,00                       | 14,25                         | 35 615,00                  |
| 12.Kandangan          | 0,00                          | 0,00                       | 11,08                         | 27 700,00                  |
| 13.Kedu               | 0,00                          | 0,00                       | 18,03                         | 45 070,00                  |
| 14.Ngadirejo          | 0,00                          | 0,00                       | 10,09                         | 25 217,50                  |
| 15.Jumo               | 0,00                          | 0,00                       | 11,79                         | 29 470,00                  |
| 16.Gemawang           | 0,00                          | 0,00                       | 8,57                          | 21 415,00                  |
| 17.Candiroto          | 0,00                          | 0,00                       | 10,62                         | 26 537,50                  |
| 18.Bejen              | 0,00                          | 0,00                       | 9,13                          | 22 812,50                  |
| 19.Tetep              | 0,00                          | 0,00                       | 3,54                          | 8 852,50                   |
| 20.Wonobojo           | 0,00                          | 0,00                       | 4,52                          | 11 295,00                  |
| <hr/>                 |                               |                            |                               |                            |
| Jumlah / Total 2020   | 0,00                          | 0,00                       | 186,22                        | 465 555,00                 |
| 2019                  | 0,00                          | 0,00                       | 3,22                          | 8 058,30                   |
| 2018                  | 0,00                          | 0,00                       | 74,00                         | 207 206,64                 |
| 2017                  | 0,00                          | 0,00                       | 22,88                         | 64 050,00                  |
| 2016                  | 0,00                          | 0,00                       | 14,80                         | 38 480,00                  |

Sumber Data : Dinas Ketahanan Pangan, Pertanian dan Perikanan Kab. Temanggung

Source : Department of Food Security, Agriculture and Fisheries of Temanggung Regency

**Tabel/Table 5.5.5.**  
**Lanjutan / Continued**

| Kecamatan<br>District | Gabus / Cork Fish                |                            | Lele / Cat Fish                   |                            |
|-----------------------|----------------------------------|----------------------------|-----------------------------------|----------------------------|
|                       | Produksi/<br>Production<br>(Kw.) | Nilai / Value<br>(Ribu Rp) | Produksi /<br>Production<br>(Kw.) | Nilai / Value<br>(Ribu Rp) |
| (1)                   | (6)                              | (7)                        | (8)                               | (9)                        |
| 1.Parakan             | 2,03                             | 4 560,75                   | 1,01                              | 1 774,50                   |
| 2.Kledung             | 1,53                             | 3 433,50                   | 0,76                              | 1 335,25                   |
| 3.Bansari             | 1,49                             | 3 352,50                   | 0,75                              | 1 303,75                   |
| 4.Bulu                | 2,98                             | 6 696,00                   | 1,49                              | 2 604,00                   |
| 5.Temanggung          | 2,01                             | 4 515,75                   | 1,00                              | 1 755,25                   |
| 6.Tlogomulyo          | 0,91                             | 2 040,75                   | 0,45                              | 794,50                     |
| 7.Tembarak            | 4,77                             | 10 725,75                  | 2,38                              | 4 172,00                   |
| 8.Selopampang         | 4,05                             | 9 117,00                   | 2,03                              | 3 545,50                   |
| 9.Kranggan            | 3,90                             | 8 781,75                   | 1,95                              | 3 416,00                   |
| 10.Pringsurat         | 3,43                             | 7 710,75                   | 1,71                              | 2 999,50                   |
| 11.Kaloran            | 4,56                             | 10 257,75                  | 2,28                              | 3 990,00                   |
| 12.Kandangan          | 3,55                             | 7 978,50                   | 1,77                              | 3 102,75                   |
| 13.Kedu               | 5,77                             | 12 980,25                  | 2,89                              | 5 048,75                   |
| 14.Ngadirejo          | 3,23                             | 7 263,00                   | 1,61                              | 2 824,50                   |
| 15.Jumo               | 3,77                             | 8 487,00                   | 1,89                              | 3 300,50                   |
| 16.Gemawang           | 2,74                             | 6 167,25                   | 1,37                              | 2 399,25                   |
| 17.Candiroto          | 3,40                             | 7 643,25                   | 1,70                              | 2 973,25                   |
| 18.Bejen              | 2,92                             | 6 570,00                   | 1,46                              | 2 555,00                   |
| 19.Tetep              | 1,13                             | 2 549,25                   | 0,57                              | 992,25                     |
| 20.Wonobojo           | 1,45                             | 3 253,50                   | 0,72                              | 1 265,25                   |
| <hr/>                 |                                  |                            |                                   |                            |
| Jumlah / Total 2020   | 59,59                            | 134 084,25                 | 29,80                             | 52 151,75                  |
| 2019                  | 21,14                            | 47 558,59                  | 3,62                              | 6 334,48                   |
| 2018                  | 48,53                            | 97 052,29                  | 8,31                              | 16 620,21                  |
| 2017                  | 14,96                            | 29 923,40                  | 2,58                              | 5 150,60                   |
| 2016                  | 9,62                             | 19 244,00                  | 1,69                              | 3 376,00                   |

Sumber Data : Dinas Ketahanan Pangan, Pertanian dan Perikanan Kab. Temanggung

Source : Department of Food Security, Agriculture and Fisheries of Temanggung Regency

**Tabel / Table 5.5.5.**  
**Lanjutan / Continued**

| Kecamatan /<br>District | Uceng                          |                            | Udang Air Tawar                |                            |
|-------------------------|--------------------------------|----------------------------|--------------------------------|----------------------------|
|                         | Produksi /<br>Production (Kw.) | Nilai / Value (Ribu<br>Rp) | Produksi /<br>Production (Kw.) | Nilai / Value (Ribu<br>Rp) |
| (1)                     | (10)                           | (11)                       | (12)                           | (13)                       |
| 1.Parakan               | 10,08                          | 60 498,00                  | 5,32                           | 18 627,00                  |
| 2.Kledung               | 7,59                           | 45 534,00                  | 3,71                           | 12 999,00                  |
| 3.Bansari               | 7,41                           | 44 472,00                  | 4,25                           | 14 861,00                  |
| 4.Bulu                  | 14,80                          | 88 824,00                  | 2,83                           | 9 894,50                   |
| 5.Temanggung            | 9,98                           | 59 898,00                  | 5,30                           | 18 560,50                  |
| 6.Tlogomulyo            | 4,51                           | 27 084,00                  | 0,86                           | 3 017,00                   |
| 7.Tembarak              | 23,72                          | 142 302,00                 | 3,96                           | 13 870,50                  |
| 8.Selopampang           | 20,16                          | 120 954,00                 | 3,85                           | 13 471,50                  |
| 9.Kranggan              | 19,42                          | 116 508,00                 | 2,01                           | 7 035,00                   |
| 10.Pringsurat           | 17,05                          | 102 282,00                 | 3,26                           | 11 392,50                  |
| 11.Kaloran              | 22,68                          | 136 074,00                 | 2,63                           | 9 212,00                   |
| 12.Kandangan            | 17,64                          | 105 834,00                 | 1,67                           | 5 845,00                   |
| 13.Kedu                 | 28,70                          | 172 200,00                 | 4,91                           | 17 199,00                  |
| 14.Ngadirejo            | 16,06                          | 96 348,00                  | 3,07                           | 10 731,00                  |
| 15.Jumo                 | 18,77                          | 112 596,00                 | 2,45                           | 8 578,50                   |
| 16.Gemawang             | 13,64                          | 81 822,00                  | 0,91                           | 3 171,00                   |
| 17.Candiroto            | 16,90                          | 101 394,00                 | 1,53                           | 5 351,50                   |
| 18.Bejen                | 14,53                          | 87 162,00                  | 1,64                           | 5 747,00                   |
| 19.Tetep                | 5,64                           | 33 822,00                  | 1,08                           | 3 766,00                   |
| 20.Wonobojo             | 7,19                           | 43 152,00                  | 1,37                           | 4 805,50                   |
| <hr/>                   |                                |                            |                                |                            |
| Jumlah / Total 2020     | 296,46                         | 1 778 760,00               | 56,61                          | 198 135,00                 |
| 2019                    | 55,99                          | 335 922,24                 | 287,52                         | 747 545,28                 |
| 2018                    | 17,25                          | 103 508,00                 | 88,99                          | 231 462,70                 |
| 2017                    | 11,08                          | 66 400,00                  | 97,77                          | 215 904,00                 |
| 2016                    | 8,10                           | 48 600,00                  | 71,26                          | 156 772,00                 |

Sumber Data : Dinas Ketahanan Pangan, Pertanian dan Perikanan Kab. Temanggung

Source : Department of Food Security, Agriculture and Fisheries of Temanggung Regency

**Tabel/Table 5.5.5.**  
**Lanjutan / Continued**

| Kecamatan /<br>District | Unjar                            |                            | Belut                            |                          |
|-------------------------|----------------------------------|----------------------------|----------------------------------|--------------------------|
|                         | Produksi/<br>Production<br>(Kw.) | Nilai / Value<br>(Ribu Rp) | Produksi/<br>Production<br>(Kw.) | Nilai/value<br>(Ribu Rp) |
|                         | (14)                             | (15)                       | (16)                             | (17)                     |
| 1.Parakan               | 23,67                            | 71 010,00                  | 29,69                            | 133 614,00               |
| 2.Kledung               | 16,52                            | 49 548,00                  | 20,72                            | 93 231,00                |
| 3.Bansari               | 18,88                            | 56 649,00                  | 23,69                            | 106 591,50               |
| 4.Bulu                  | 12,57                            | 37 716,00                  | 15,77                            | 70 969,50                |
| 5.Temanggung            | 23,58                            | 70 752,00                  | 29,59                            | 133 132,50               |
| 6.Tlogomulyo            | 3,83                             | 11 502,00                  | 4,81                             | 21 640,50                |
| 7.Tembarak              | 17,62                            | 52 872,00                  | 22,11                            | 99 486,00                |
| 8.Selopampang           | 17,12                            | 51 360,00                  | 21,48                            | 96 642,00                |
| 9.Kranggan              | 8,94                             | 26 814,00                  | 11,21                            | 50 454,00                |
| 10.Pringsurat           | 14,48                            | 43 431,00                  | 18,16                            | 81 724,50                |
| 11.Kaloran              | 11,71                            | 35 121,00                  | 14,69                            | 66 087,00                |
| 12.Kandangan            | 7,43                             | 22 281,00                  | 9,32                             | 41 926,50                |
| 13.Kedu                 | 21,86                            | 65 568,00                  | 27,42                            | 123 376,50               |
| 14.Ngadirejo            | 13,64                            | 40 911,00                  | 17,11                            | 76 981,50                |
| 15.Jumo                 | 10,90                            | 32 706,00                  | 13,68                            | 61 537,50                |
| 16.Gemawang             | 4,03                             | 12 084,00                  | 5,05                             | 22 738,50                |
| 17.Candiroto            | 6,80                             | 20 394,00                  | 8,53                             | 38 376,00                |
| 18.Bejen                | 7,30                             | 21 903,00                  | 9,16                             | 41 215,50                |
| 19.Tetep                | 4,79                             | 14 361,00                  | 6,01                             | 27 027,00                |
| 20.Wonobojo             | 6,11                             | 18 324,00                  | 7,66                             | 34 479,00                |
| Jumlah / Total 2020     | 251,77                           | 755 307,00                 | 315,83                           | 1 421 230,50             |
| 2019                    | 16,62                            | 49 857,42                  | 92,98                            | 371 909,29               |
| 2018                    | 38,15                            | 76 307,36                  | 213,45                           | 640 363,15               |
| 2017                    | 11,76                            | 23 524,60                  | 65,81                            | 197 443,00               |
| 2016                    | 0,00                             | 0,00                       | 0,00                             | 0,00                     |

Sumber Data : Dinas Ketahanan Pangan, Pertanian dan Perikanan Kab. Temanggung  
 Source : Department of Food Security, Agriculture and Fisheries of Temanggung Regency



**Tabel / Table : 5.5.5.**  
**Lanjutan / Continued**

| Kecamatan /<br>District | Mujahir                           |                                                 | Nila / Parrot Fish                |                                              |
|-------------------------|-----------------------------------|-------------------------------------------------|-----------------------------------|----------------------------------------------|
|                         | Produksi /<br>Production<br>(Kw.) | Nilai / Value<br>(Ribu Rp)<br>(IDR<br>Thousand) | Produksi /<br>Production<br>(Kw.) | Nilai (Ribu Rp) /<br>Value<br>(IDR Thousand) |
| (1)                     | (18)                              | (19)                                            | (20)                              | (21)                                         |
| 1. Parakan              | 0,00                              | 0,00                                            | 5,02                              | 13 545,90                                    |
| 2. Kledung              | 0,00                              | 0,00                                            | 3,78                              | 10 195,20                                    |
| 3. Bansari              | 0,00                              | 0,00                                            | 3,69                              | 9 954,90                                     |
| 4. B u l u              | 0,00                              | 0,00                                            | 7,37                              | 19 885,50                                    |
| 5. Temanggung           | 0,00                              | 0,00                                            | 4,97                              | 13 408,20                                    |
| 6. Tlogomulyo           | 0,00                              | 0,00                                            | 2,25                              | 6 064,20                                     |
| 7. Tembarak             | 0,00                              | 0,00                                            | 11,80                             | 31 857,30                                    |
| 8. Selopampang          | 0,00                              | 0,00                                            | 10,03                             | 27 078,30                                    |
| 9. Kranggan             | 0,00                              | 0,00                                            | 9,66                              | 26 084,70                                    |
| 10. Pringsurat          | 0,00                              | 0,00                                            | 8,48                              | 22 898,70                                    |
| 11. Kaloran             | 0,00                              | 0,00                                            | 11,28                             | 30 464,10                                    |
| 12. Kandangan           | 0,00                              | 0,00                                            | 8,78                              | 23 695,20                                    |
| 13. K e d u             | 0,00                              | 0,00                                            | 14,28                             | 38 550,60                                    |
| 14. Ngadirejo           | 0,00                              | 0,00                                            | 7,99                              | 21 570,30                                    |
| 15. J u m o             | 0,00                              | 0,00                                            | 9,34                              | 25 207,20                                    |
| 16. Gemawang            | 0,00                              | 0,00                                            | 6,79                              | 18 319,50                                    |
| 17. Candiroto           | 0,00                              | 0,00                                            | 8,41                              | 22 698,90                                    |
| 18. Bejen               | 0,00                              | 0,00                                            | 7,23                              | 19 512,90                                    |
| 19. Tretep              | 0,00                              | 0,00                                            | 2,81                              | 7 573,50                                     |
| 20. Wonobojo            | 0,00                              | 0,00                                            | 3,58                              | 9 660,60                                     |
| Jumlah / Total 2020     | 0,00                              | 0,00                                            | 147,49                            | 398 225,70                                   |
| 2019                    | 0,00                              | 0,00                                            | 21,27                             | 57 419,83                                    |
| 2018                    | 0,00                              | 0,00                                            | 48,82                             | 131 823,09                                   |
| 2017                    | 0,00                              | 0,00                                            | 15,051                            | 40 636,89                                    |
| 2016                    | 0,00                              | 0,00                                            | 9,777                             | 21 509,00                                    |

Sumber Data : Dinas Ketahanan Pangan, Pertanian dan Perikanan Kab. Temanggung

Source : Department of Food Security, Agriculture and Fisheries of Temanggung Regency

**Tabel / Table : 5.5.5.**  
**Lanjutan / Continued**

| Kecamatan / District | Kodok / Frog                  |                                                | Jumlah / Total                   |                                               |
|----------------------|-------------------------------|------------------------------------------------|----------------------------------|-----------------------------------------------|
|                      | Produksi/<br>Production (Kw.) | Nilai (Ribuan Rp) /<br>Value (IDR<br>Thousand) | Produksi<br>/Production<br>(Kw.) | Nilai (Ribuan Rp)<br>/Value (IDR<br>Thousand) |
| (1)                  | (22)                          | (23)                                           | (24)                             | (25)                                          |
| 1. Parakan           | 8,22                          | 20 550,00                                      | 91,38                            | 340 015,15                                    |
| 2. Kledung           | 9,58                          | 23 945,00                                      | 68,95                            | 252 138,45                                    |
| 3. Bansari           | 9,95                          | 24 875,00                                      | 74,76                            | 273 699,65                                    |
| 4. B u l u           | 7,29                          | 18 227,50                                      | 74,39                            | 278 064,50                                    |
| 5. Temanggung        | 8,68                          | 21 690,00                                      | 91,38                            | 339 389,70                                    |
| 6. Tlogomulyo        | 2,22                          | 5 557,50                                       | 22,68                            | 84 787,95                                     |
| 7. Tembarak          | 16,73                         | 41 815,00                                      | 117,99                           | 434 345,55                                    |
| 8. Selopampang       | 9,93                          | 24 820,00                                      | 101,30                           | 378 645,80                                    |
| 9. Kranggan          | 5,18                          | 12 957,50                                      | 74,47                            | 282 543,45                                    |
| 10. Pringsurat       | 8,40                          | 20 987,50                                      | 85,67                            | 320 196,45                                    |
| 11. Kaloran          | 6,79                          | 16 972,50                                      | 90,86                            | 343 793,35                                    |
| 12. Kandangan        | 4,31                          | 10 767,50                                      | 65,54                            | 249 130,45                                    |
| 13. K e d u          | 14,67                         | 36 685,00                                      | 138,52                           | 516 678,10                                    |
| 14. Ngadirejo        | 7,91                          | 19 770,00                                      | 80,69                            | 301 616,80                                    |
| 15. J u m o          | 6,32                          | 15 805,00                                      | 78,90                            | 297 687,70                                    |
| 16. Gemawang         | 2,34                          | 5 840,00                                       | 45,42                            | 173 956,50                                    |
| 17. Candiroto        | 3,94                          | 9 855,00                                       | 61,81                            | 235 223,40                                    |
| 18. Bejen            | 4,23                          | 10 585,00                                      | 57,60                            | 218 062,90                                    |
| 19. Tretep           | 2,78                          | 6 940,00                                       | 28,33                            | 105 883,50                                    |
| 20. Wonobojo         | 6,54                          | 16 355,00                                      | 39,14                            | 142 589,85                                    |
| Jumlah / Total 2020  | 146,00                        | 365 000,00                                     | 1 489,78                         | 5 568 449,20                                  |
| 2019                 | 90,35                         | 225 884,07                                     | 264,16                           | 825 487,90                                    |
| 2018                 | 207,43                        | 622 293,23                                     | 606,45                           | 1 713 526,74                                  |
| 2017                 | 63,943                        | 191 831,20                                     | 186,99                           | 528 320,21                                    |
| 2016                 | 0,00                          | 0,00                                           | 0,00                             | 0,00                                          |

Sumber Data : Dinas Ketahanan Pangan, Pertanian dan Perikanan Kab. Temanggung  
 Source : Department of Food Security, Agriculture and Fisheries of Temanggung Regency

**Tabel/Table 5.5.6**  
**Produksi Dan Nilai Hasil Budidaya di Jaring Apung**  
**Menurut Jenis Ikan dan Kecamatan**  
**di Kabupaten Temanggung, 2020**

*Production and Value of Fish Cultivation in Floating Net in Temanggung Regency, 2020*

| Kecamatan / District | Nila / Parrot fish |                       | Mas / Gold Fish  |                       |
|----------------------|--------------------|-----------------------|------------------|-----------------------|
|                      | Production (Kw.)   | Nilai/value (Ribu Rp) | Production (Kw.) | Nilai/value (Ribu Rp) |
| (1)                  | (2)                | (3)                   | (4)              | (5)                   |
| 1.Parakan            | 0,00               | 0,00                  | 0,00             | 0,00                  |
| 2.Kledung            | 0,00               | 0,00                  | 0,00             | 0,00                  |
| 3.Bansari            | 0,00               | 0,00                  | 0,00             | 0,00                  |
| 4.Bulu               | 0,00               | 0,00                  | 0,00             | 0,00                  |
| 5.Temanggung         | 0,00               | 0,00                  | 0,00             | 0,00                  |
| 6.Tlogomulyo         | 0,00               | 0,00                  | 0,00             | 0,00                  |
| 7.Tembarak           | 0,00               | 0,00                  | 0,00             | 0,00                  |
| 8.Selopampang        | 0,00               | 0,00                  | 0,00             | 0,00                  |
| 9.Kranggan           | 0,00               | 0,00                  | 0,00             | 0,00                  |
| 10.Pringsurat        | 0,00               | 0,00                  | 0,00             | 0,00                  |
| 11.Kaloran           | 33,06              | 89 262,00             | 13,02            | 338 520,00            |
| 12.Kandangan         | 22,04              | 59 508,00             | 8,68             | 225 680,00            |
| 13.Kedu              | 0,00               | 0,00                  | 0,00             | 0,00                  |
| 14.Ngadirejo         | 0,00               | 0,00                  | 0,00             | 0,00                  |
| 15.Jumo              | 0,00               | 0,00                  | 0,00             | 0,00                  |
| 16.Gemawang          | 0,00               | 0,00                  | 0,00             | 0,00                  |
| 17.Candiroto         | 0,00               | 0,00                  | 0,00             | 0,00                  |
| 18.Bejen             | 0,00               | 0,00                  | 0,00             | 0,00                  |
| 19.Tetep             | 0,00               | 0,00                  | 0,00             | 0,00                  |
| 20.Wonobojo          | 0,00               | 0,00                  | 0,00             | 0,00                  |
| Jumlah / Total 2020  | 55,10              | 148 770,00            | 21,70            | 564 200,00            |
| 2019                 | 53,40              | 144 180,00            | 22,89            | 58 369,50             |
| 2018                 | 48,80              | 107 360,00            | 21,00            | 39 900,00             |
| 2017                 | 58,50              | 105 300,00            | 58,50            | 160 290,00            |
| 2016                 | 56,00              | 1 064,00              | 56,00            | 1 064 000,00          |

Sumber Data : Dinas Ketahanan Pangan, Pertanian dan Perikanan Kab. Temanggung

Source : Department of Food Security, Agriculture and Fisheries of Temanggung Regency

**Tabel / Table : 5.5.6.**  
**Lanjutan / Continued**

| Kecamatan /<br>District | Lele/ Cat Fish                    |                                              | Jumlah / Total                    |                                             |            |
|-------------------------|-----------------------------------|----------------------------------------------|-----------------------------------|---------------------------------------------|------------|
|                         | Produksi /<br>Production<br>(Kw.) | Nilai (Ribu Rp)<br>/ Value (IDR<br>Thousand) | Produksi /<br>Production<br>(Kw.) | Nilai (Ribu Rp)<br>/ Value IDR<br>Thousand) |            |
| (1)                     | (2)                               | (3)                                          | (4)                               | (5)                                         |            |
| 1. Parakan              | 0,00                              | 0,00                                         | 0,00                              | 0,00                                        |            |
| 2. Kledung              | 0,00                              | 0,00                                         | 0,00                              | 0,00                                        |            |
| 3. Bansari              | 0,00                              | 0,00                                         | 0,00                              | 0,00                                        |            |
| 4. B u l u              | 0,00                              | 0,00                                         | 0,00                              | 0,00                                        |            |
| 5. Temanggung           | 0,00                              | 0,00                                         | 0,00                              | 0,00                                        |            |
| 6. Tlogomulyo           | 0,00                              | 0,00                                         | 0,00                              | 0,00                                        |            |
| 7. Tembarak             | 0,00                              | 0,00                                         | 0,00                              | 0,00                                        |            |
| 8. Selopampang          | 0,00                              | 0,00                                         | 0,00                              | 0,00                                        |            |
| 9. Kranggan             | 0,00                              | 0,00                                         | 0,00                              | 0,00                                        |            |
| 10. Pringsurat          | 0,00                              | 0,00                                         | 0,00                              | 0,00                                        |            |
| 11. Kaloran             | 0,00                              | 0,00                                         | 46,08                             | 427 782,00                                  |            |
| 12. Kandangan           | 0,00                              | 0,00                                         | 30,72                             | 285 188,00                                  |            |
| 13. K e d u             | 0,00                              | 0,00                                         | 0,00                              | 0,00                                        |            |
| 14. Ngadirejo           | 0,00                              | 0,00                                         | 0,00                              | 0,00                                        |            |
| 15. J u m o             | 0,00                              | 0,00                                         | 0,00                              | 0,00                                        |            |
| 16. Gemawang            | 0,00                              | 0,00                                         | 0,00                              | 0,00                                        |            |
| 17. Candiroto           | 0,00                              | 0,00                                         | 0,00                              | 0,00                                        |            |
| 18. Bejen               | 0,00                              | 0,00                                         | 0,00                              | 0,00                                        |            |
| 19. Tretep              | 0,00                              | 0,00                                         | 0,00                              | 0,00                                        |            |
| 20. Wonobojo            | 0,00                              | 0,00                                         | 0,00                              | 0,00                                        |            |
| <hr/>                   |                                   |                                              |                                   |                                             |            |
| Jumlah / Total          | 2020                              | 0,00                                         | 0,00                              | 76,80                                       | 712 970,00 |
|                         | 2019                              | 0,00                                         | 0,00                              | 76,29                                       | 202 549,50 |
|                         | 2018                              | 0,00                                         | 0,00                              | 69,80                                       | 147 260,00 |
|                         | 2017                              | 5,85                                         | 10 530,00                         | 58,50                                       | 121 095,00 |
|                         | 2016                              | 0,00                                         | 0,00                              | 0,00                                        | 0,00       |

Sumber Data : Dinas Perikanan dan Peternakan Kabupaten Temanggung  
Source : Fishery and Livestock Sevice of Temanggung Regency

**Tabel / Table : 5.5.6.**  
**Lanjutan / Continued**

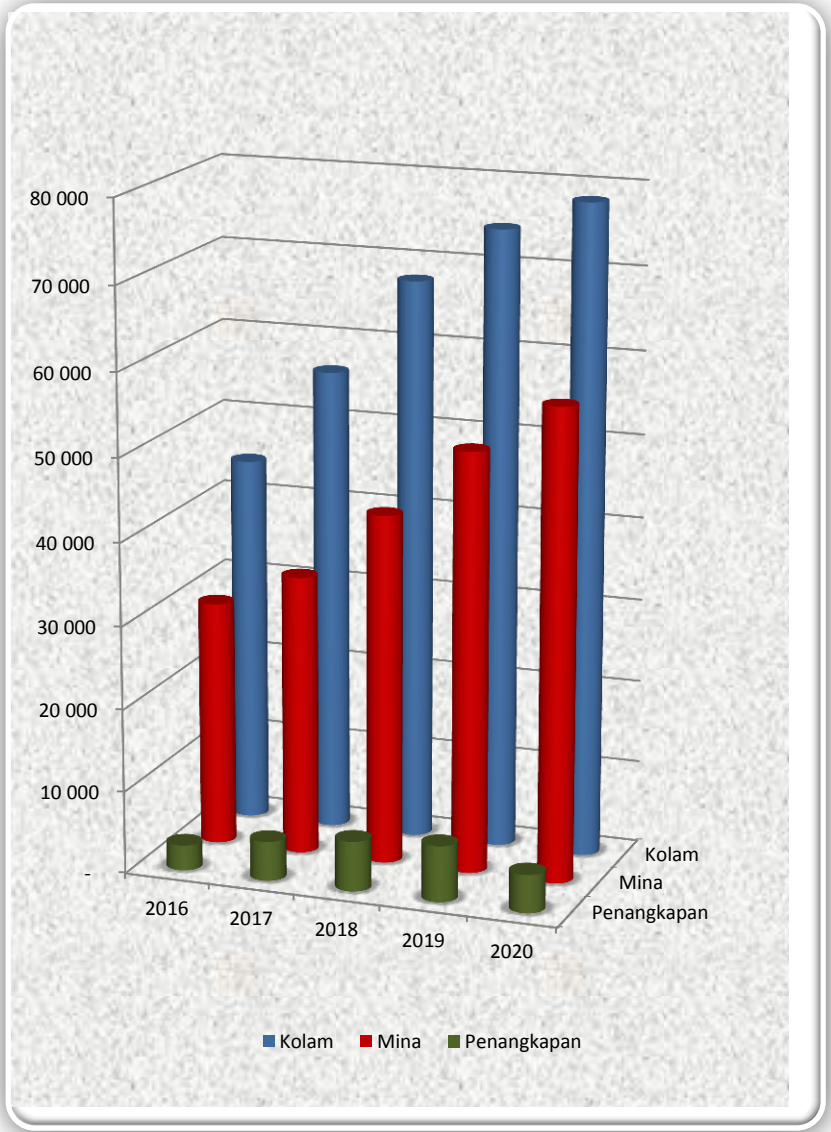
| Kecamatan /<br>District | Lele/ Cat Fish                    |                                              | Jumlah / Total                    |                                             |
|-------------------------|-----------------------------------|----------------------------------------------|-----------------------------------|---------------------------------------------|
|                         | Produksi /<br>Production<br>(Kw.) | Nilai (Ribu Rp) /<br>Value (IDR<br>Thousand) | Produksi /<br>Production<br>(Kw.) | Nilai (Ribu Rp) /<br>Value IDR<br>Thousand) |
| (1)                     | (2)                               | (3)                                          | (4)                               | (5)                                         |
| 1. Parakan              | 0,00                              | 0,00                                         | 0,00                              | 0,00                                        |
| 2. Kledung              | 0,00                              | 0,00                                         | 0,00                              | 0,00                                        |
| 3. Bansari              | 0,00                              | 0,00                                         | 0,00                              | 0,00                                        |
| 4. B u l u              | 0,00                              | 0,00                                         | 0,00                              | 0,00                                        |
| 5. Temanggung           | 0,00                              | 0,00                                         | 0,00                              | 0,00                                        |
| 6. Tlogomulyo           | 0,00                              | 0,00                                         | 0,00                              | 0,00                                        |
| 7. Tembarak             | 0,00                              | 0,00                                         | 0,00                              | 0,00                                        |
| 8. Selopampang          | 0,00                              | 0,00                                         | 0,00                              | 0,00                                        |
| 9. Kranggan             | 0,00                              | 0,00                                         | 0,00                              | 0,00                                        |
| 10. Pringsurat          | 0,00                              | 0,00                                         | 0,00                              | 0,00                                        |
| 11. Kaloran             | 0,00                              | 0,00                                         | 46,08                             | 427 782,00                                  |
| 12. Kandangan           | 0,00                              | 0,00                                         | 30,72                             | 285 188,00                                  |
| 13. K e d u             | 0,00                              | 0,00                                         | 0,00                              | 0,00                                        |
| 14. Ngadirejo           | 0,00                              | 0,00                                         | 0,00                              | 0,00                                        |
| 15. J u m o             | 0,00                              | 0,00                                         | 0,00                              | 0,00                                        |
| 16. Gemawang            | 0,00                              | 0,00                                         | 0,00                              | 0,00                                        |
| 17. Candiroto           | 0,00                              | 0,00                                         | 0,00                              | 0,00                                        |
| 18. Bejen               | 0,00                              | 0,00                                         | 0,00                              | 0,00                                        |
| 19. Tretap              | 0,00                              | 0,00                                         | 0,00                              | 0,00                                        |
| 20. Wonobojo            | 0,00                              | 0,00                                         | 0,00                              | 0,00                                        |
| Jumlah / Total 2020     | 0,00                              | 0,00                                         | 76,80                             | 712 970,00                                  |
| 2019                    | 0,00                              | 0,00                                         | 76,29                             | 202 549,50                                  |
| 2018                    | 0,00                              | 0,00                                         | 69,80                             | 147 260,00                                  |
| 2017                    | 5,85                              | 10 530,00                                    | 58,50                             | 121 095,00                                  |
| 2016                    | 0,00                              | 0,00                                         | 0,00                              | 0,00                                        |

Sumber Data : Dinas Perikanan dan Peternakan Kabupaten Temanggung  
Source : Fishery and Livestock Sevice of Temanggung Regency

Grafik / Figure 5.5.

**Produksi Ikan di Kabupaten Temanggung, 2016 - 2020 (Kw.)**

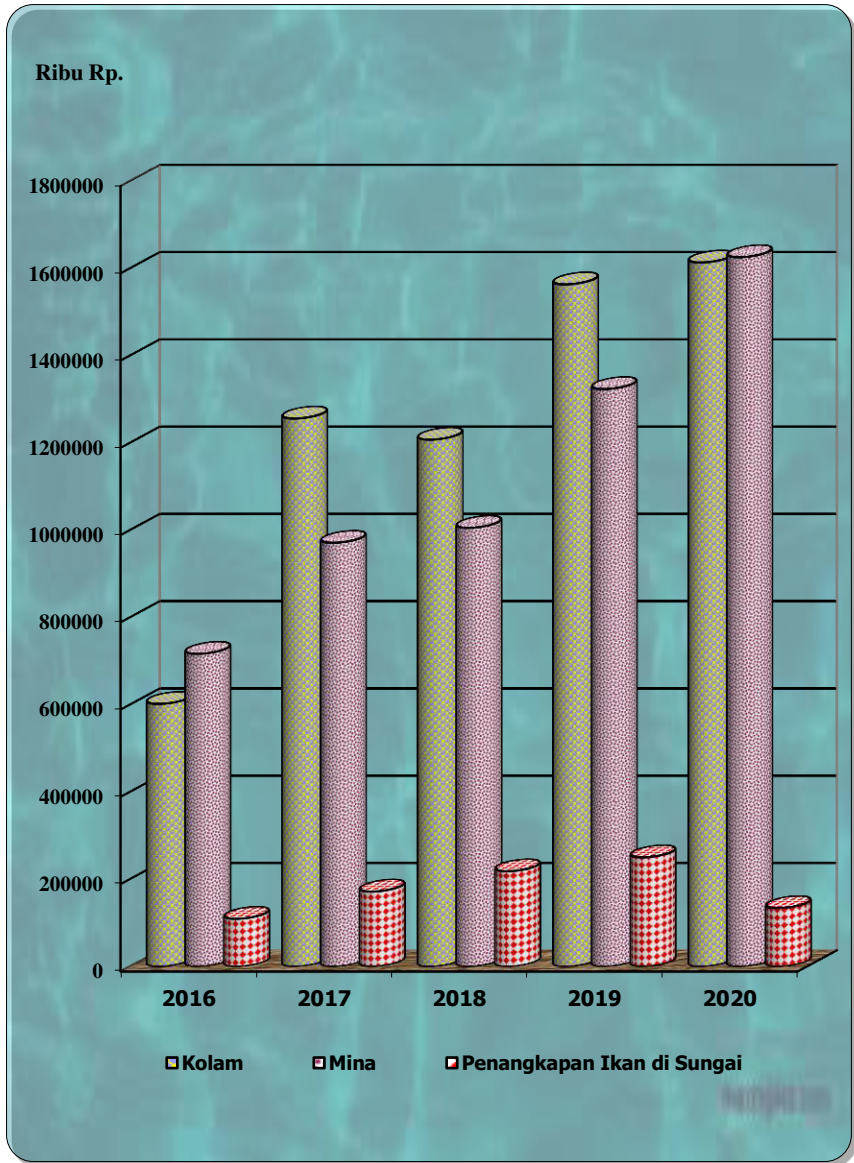
*Fish Production in Temanggung Regency, 2016-2020*



Grafik / Figure 5.6.

**Nilai Produksi Ikan di Kabupaten Temanggung, 2016- 2020**

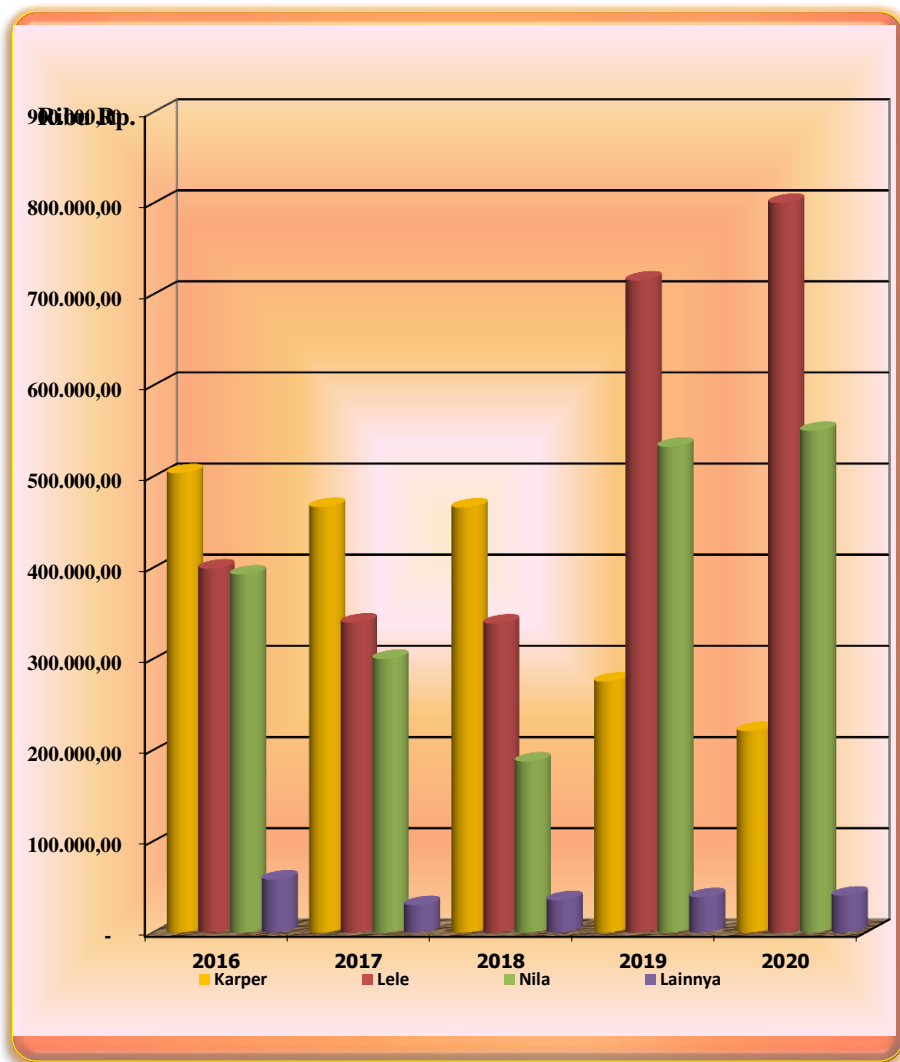
*Fish Production Value in Temanggung Regency, 2016-2020*



Grafik / Figure 5.7.

Nilai Produksi Ikan Karper, Lele, Nila dan Lain-lain di Kabupaten Temanggung, 2016-2020

Productin Value of Carp Fish, Catfish, Nila and others in Temanggung Regency, 2016-2020





**BAB VI**  
**INDUSTRI, LISTRIK, AIR MINUM DAN BAHAN BAKAR**  
*Industry, Electricity, Drink Water, Fuel*

**1. Industri**

Jumlah unit usaha menurut klasifikasi industri di Kabupaten Temanggung pada tahun 2020 adalah industri besar sejumlah 39 unit, industri sedang sejumlah 60 unit dan industri kecil dan rumah tangga sejumlah 16.798 unit usaha. Pada tahun 2020 terjadi peningkatan jumlah unit usaha di semua tingkatan klasifikasi industri.

Menurut Permen Perindustrian Republik Indonesia Nomor : 64/M-IND/PER/7/2016 tentang besaran jumlah tenaga kerja dan nilai investasi untuk klasifikasi usaha industri, industri besar adalah perusahaan/usaha dengan tenaga kerja 20 orang atau lebih dengan nilai investasi lebih dari 15 Milyar Rupiah, industri sedang adalah perusahaan dengan tenaga kerja antara 20 orang atau lebih dan nilai investasi kurang dari 1 Milyar Rupiah atau tenaga kerja 1 sampai 19 orang dengan nilai investasi lebih dari 1 Milyar Rupiah, sedangkan industri kecil dan rumah mempunyai tenaga kerja 1 sampai 19 orang dan nilai investasi kurang dari 1 Milyar Rupiah.

Berdasarkan data Perindustrian dan Tenaga Kerja Kabupaten Temanggung, tercatat perusahaan industri besar di Kabupaten Temanggung tahun 2020 sebanyak 39 perusahaan dengan jumlah tenaga kerja 25.893 orang, sedangkan untuk industri sedang ada 60 unit dengan tenaga kerja 4.938 orang. Dibandingkan dengan tahun 2019 ada penurunan pada jumlah tenaga kerja maupun jumlah unit usaha di semua level klasifikasi industri.

Nilai investasi mencapai 580.140.330.000 rupiah atau menurun 86.11% dibanding tahun 2019. Sedangkan nilai produksi

sebesar 5.683.953.000.000 rupiah, mengalami peningkatan sebesar 2.151.870.000 atau 4%.

## **Industry**

*The number of business units according to the industrial classification in Temanggung Regency in 2020 is a large industry of 39 units, medium industry is 60 units and small industry and household is 16,798 business units. In 2020 the number of business units at all levels of industry classification is increased.*

*According to the Minister of Industry of the Republic of Indonesia Number: 64 / M-IND / PER / 7/2016 concerning the number of workers and the value of investment for the classification of industrial businesses, large industries are companies / businesses with a workforce of 20 or more people with an investment of more than 15 billion Rupiah, medium industry is a company with a workforce of 20 people or more and an investment value of less than 1 billion Rupiahs or workers of 1 to 19 people with an investment of more than 1 billion Rupiahs, then small and home industries need a workforce of 1 to 19 people and investment value of less than 1 billion Rupiah.*

*Based on Industry and Man Power of Temanggung Regency data, large industrial companies in Temanggung Regency in 2020 recorded 39 companies with a total workforce of 25,893 people, while for medium industries there were 60 units with a workforce of 4,938 people. Compared to 2020 there was an decrease in the number of workers and the number of business units, except for large industries which did not experience additional business units.*

*The investment value reached 580,140,330,000 rupiah or an decrease of 86.11% compared to 2020. While the production*

value was 5,683,953,000.000 rupiah, an increase of 151,870.000 or 4%.

## **2. Listrik**

Banyaknya pelanggan listrik di Kabupaten Temanggung Desember 2020 sejumlah 228.137 pelanggan, terjadi perkembangan 3,10 persen. Daya yang terpasang di wilayah cabang PLN Parakan 94.300.898 VA dan di wilayah cabang PLN Temanggung 121.579.461 VA. Total untuk wilayah Temanggung daya terpasang sebesar 215.880.359 VA. Kecamatan dengan pelanggan terbanyak ada di Kecamatan Temanggung, kemudian Kecamatan Parakan, Kedu, Pringsurat, Ngadirejo, dan Kranggan. Sedangkan pelanggan paling sedikit ada di Kecamatan Selopampang.

### ***Electricity***

*The number of electricity customers in Temanggung Regency in December 2020 was 228,137 customers, a 3,10 percent growth occurred. Power installed in the Parakan PLN branch area is 94,300,898 VA and in the Temanggung PLN branch area 121,579,461 VA. The total installed area of Temanggung is 215,880,359 VA. Districts with the most customers are in Temanggung District, then Parakan District, Kedu, Pringsurat, Ngadirejo, and Kranggan. While the least number of customers are in Selopampang District.*

## **3. Air**

Kebutuhan air minum yang disalurkan oleh PDAM di Kabupaten Temanggung tahun 2020 mengalami peningkatan dibandingkan tahun sebelumnya, tercatat jumlah air yang disalurkan sebesar 11.199.309 m<sup>3</sup> dengan nilai sebesar 26.497.090 rupiah. Dengan jumlah pelanggan tahun 2020 sebanyak 45.048

dengan pelanggan terbesar dari jenis rumah tangga. Jumlah mata air yang dikelola PDAM Kabupaten Temanggung ada 21 mata air dan tersebar di 7 kecamatan di Kabupaten Temanggung, 1 di Grabag (Magelang) dan 2 di Sumowono (Kabupaten Semarang). Kapasitas terpasang 553 liter/detik dengan realisasi 443,74 liter per detik.

#### **Water**

*Drinking water needs distributed by Water Supply Company (PDAM) in Temanggung District in 2020 have increased compared to the previous year, recorded the amount of water distributed is 11,199,309 m<sup>3</sup> with a value of 26,497,097 rupiah. With the number of customers in 2020 as many as 45,048 with the largest customers of this type of household. The number of springs managed by Temanggung Regency Water Supply Company (PDAM) is 21 springs and spread in 7 district in Temanggung Regency, 1 in Grabag (Magelang Regency) and 2 in Sumowono (Semarang Regency). The installed capacity is 553 liters / second with a realization of 443.74 liters per second.*

#### **4. Bahan Bakar**

Data pengeluaran bahan bakar dan pelumas tahun 2020 untuk premium pertalite dan Pertamina sebesar 41.126.862 liter dan untuk solar sebesar 14.463.961 liter.

#### **Fuel**

*Data on fuel and lubricant expenditure for 2020 for premiums, Peralite and Pertamina is 41,126,862 liters and for diesel is 14,463,961 liters of data.*

**Tabel/Table 6.1.1**

Banyaknya Unit Usaha Industri dan Tenaga Kerja  
Menurut Kecamatan dan Klasifikasi Industri  
di Kabupaten Temanggung, 2020

*The Number of Industries and Labor in Temanggung Regency, 2020*

| Kecamatan/<br><i>District</i> | Industri Besar/<br><i>Large Industry</i> |                                    | Ind. Sedang/<br><i>Medium Industry</i> |                                    | Ind. Kecil & Rumah<br>tangga / <i>Small &amp;<br/>Household</i> |                                    | Jumlah/ <i>Total</i>             |                                    |
|-------------------------------|------------------------------------------|------------------------------------|----------------------------------------|------------------------------------|-----------------------------------------------------------------|------------------------------------|----------------------------------|------------------------------------|
|                               | Jml.<br>Usaha/<br><i>Company</i>         | Jumlah<br>Pekerja/<br><i>Labor</i> | Jml.<br>Usaha/<br><i>Company</i>       | Jumlah<br>Pekerja/<br><i>Labor</i> | Jml.<br>Usaha/<br><i>Company</i>                                | Jumlah<br>Pekerja/<br><i>Labor</i> | Jml.<br>Usaha/<br><i>Company</i> | Jumlah<br>Pekerja/<br><i>Labor</i> |
| (1)                           | (2)                                      | (3)                                | (4)                                    | (5)                                | (6)                                                             | (7)                                | (8)                              | (9)                                |
| 1. Parakan                    | 5                                        | 5 410                              | 3                                      | 247                                | 1 172                                                           | 6 485                              | 1 180                            | 12 142                             |
| 2. Kledung                    | 0                                        | 0                                  | 0                                      | 0                                  | 1 414                                                           | 6 485                              | 1 414                            | 6 485                              |
| 3. Bansari                    | 0                                        | 0                                  | 0                                      | 0                                  | 645                                                             | 3 194                              | 645                              | 3 194                              |
| 4. Bulu                       | 0                                        | 0                                  | 4                                      | 101                                | 977                                                             | 5 045                              | 981                              | 5 146                              |
| 5. Temanggung                 | 4                                        | 859                                | 12                                     | 1 244                              | 1 749                                                           | 3 994                              | 1 765                            | 6 097                              |
| 6. Tlogomulyo                 | 0                                        | 0                                  | 0                                      | 0                                  | 262                                                             | 1 993                              | 262                              | 1 993                              |
| 7. Tembarak                   | 0                                        | 0                                  | 1                                      | 36                                 | 902                                                             | 4 375                              | 903                              | 4 411                              |
| 8. Selopampang                | 0                                        | 0                                  | 0                                      | 0                                  | 364                                                             | 1 053                              | 364                              | 1 053                              |
| 9. Kranggan                   | 9                                        | 4 208                              | 12                                     | 1 137                              | 1 022                                                           | 2 724                              | 1 043                            | 8 069                              |
| 10. Pringsurat                | 14                                       | 11 874                             | 11                                     | 962                                | 1 211                                                           | 4 298                              | 1 236                            | 17 134                             |
| 11. Kaloran                   | 0                                        | 0                                  | 0                                      | 0                                  | 1 402                                                           | 4 134                              | 1 402                            | 4 134                              |
| 12. Kandangan                 | 2                                        | 1 308                              | 9                                      | 826                                | 1 479                                                           | 6 267                              | 1 490                            | 8 401                              |
| 13. Kedu                      | 5                                        | 2 234                              | 1                                      | 84                                 | 1 562                                                           | 2 890                              | 1 568                            | 5 208                              |
| 14. Ngadirejo                 | 0                                        | 0                                  | 1                                      | 94                                 | 279                                                             | 798                                | 280                              | 892                                |
| 15. Jumo                      | 0                                        | 0                                  | 3                                      | 85                                 | 526                                                             | 1 405                              | 529                              | 1 490                              |
| 16. Gemawang                  | 0                                        | 0                                  | 0                                      | 0                                  | 762                                                             | 5 046                              | 762                              | 5 046                              |
| 17. Candiroto                 | 0                                        | 0                                  | 3                                      | 122                                | 239                                                             | 1 071                              | 242                              | 1 193                              |
| 18. Bejen                     | 0                                        | 0                                  | 0                                      | 0                                  | 322                                                             | 818                                | 322                              | 818                                |
| 19. Tretep                    | 0                                        | 0                                  | 0                                      | 0                                  | 293                                                             | 470                                | 293                              | 470                                |
| 20. Wonoboyo                  | 0                                        | 0                                  | 0                                      | 0                                  | 216                                                             | 464                                | 216                              | 464                                |
| Jumlah/ Total 2020            | 39                                       | 25 893                             | 60                                     | 4 938                              | 16 798                                                          | 63 009                             | 16 897                           | 93 840                             |
| 2019                          | 40                                       | 33 112                             | 61                                     | 4 939                              | 17 118                                                          | 60 669                             | 17 194                           | 78 219                             |
| 2018                          | 40                                       | 33 112                             | 57                                     | 5 099                              | 16 773                                                          | 40 181                             | 16 870                           | 78 392                             |
| 2017                          | 39                                       | 25 704                             | 55                                     | 4 899                              | 16 715                                                          | 61 468                             | 16 809                           | 66 367                             |
| 2016                          | 38                                       | 24 403                             | 54                                     | 4 774                              | 16 045                                                          | 58 665                             | 16 137                           | 87 842                             |

Sumber data : Dinas Perindustrian dan Tenaga Kerja Kabupaten Temanggung

Source : *Industry and Man Power of Temanggung Regency*

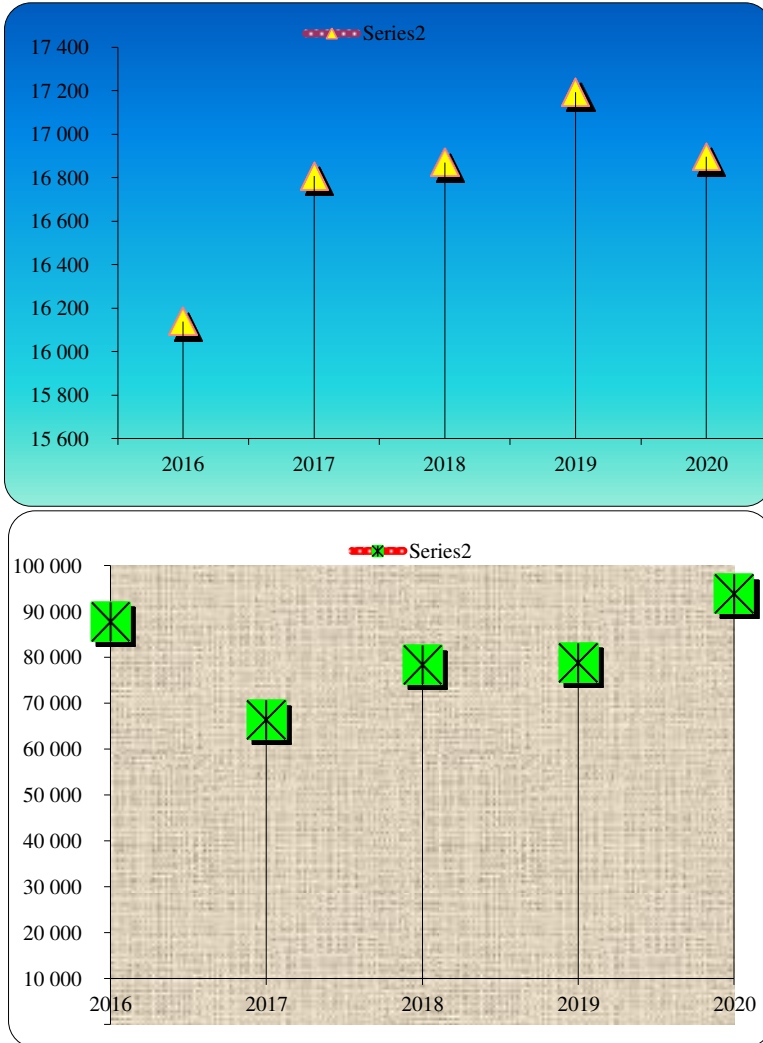
Keterangan : \*) 1. Industri Besar Tenaga Kerja 100 orang atau lebih

2. Industri sedang Tenaga kerja 20 sd 99 orang

3. Industri Kecil Tenaga Kerja 1 sd 19 orang

**Grafik / Figure 6.1.**  
**Perkembangan Unit Usaha dan Tenaga Kerja Industri**  
**di Kabupaten Temanggung, 2016 - 2020**

*The Groeth of Manufacture and Labor in Temanggung Regency, 2016-2020*



**Tabel/Table 6.1.2**  
**Banyaknya Unit Usaha Industri, Tenaga Kerja, Nilai Investasi dan**  
**Nilai Produksi Industri Menurut Kelompok Industri di Kabupaten Temanggung, 2020**  
*The number of Industriy Unit, Labor and Investment Values*  
*by Industry Groups in Temanggung Regency, 2020*

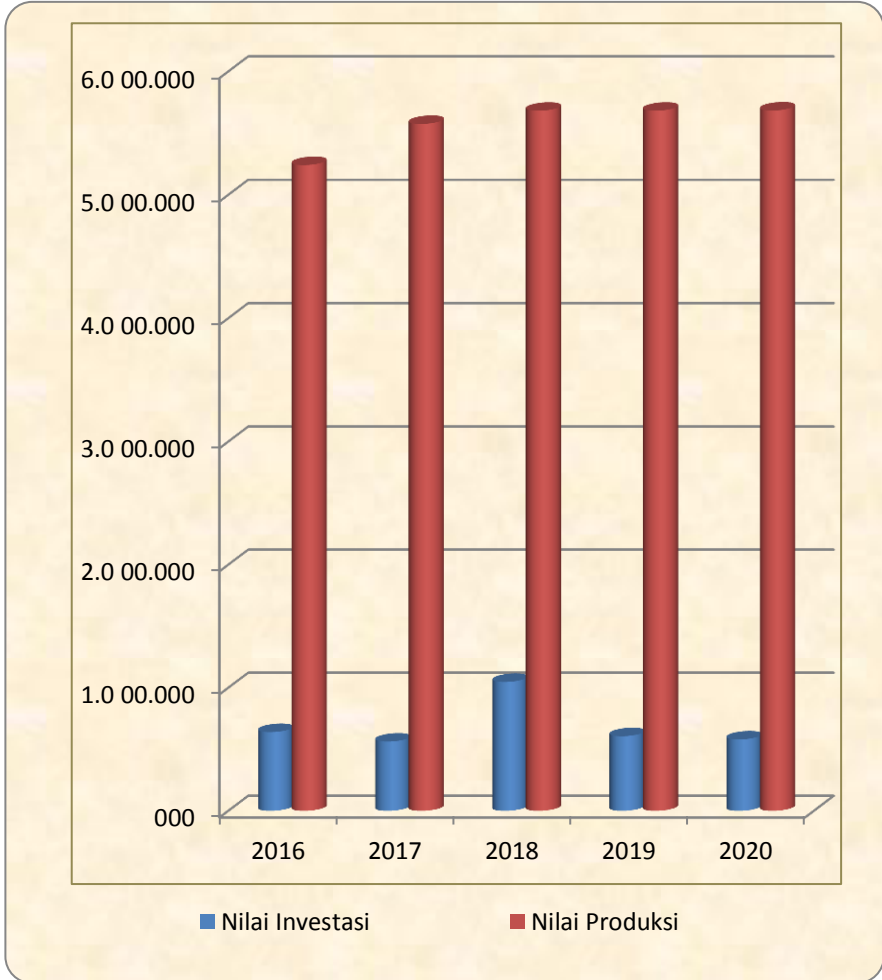
| Kelompok Industri /<br><i>Industry Groups</i>                                                                  | Jumlah/ Total                 |                               | Nilai Investasi<br>(Juta Rp.)/<br><i>Investment Value</i> | Nilai Produksi<br>(Juta Rp.)/<br><i>Production Value</i> |
|----------------------------------------------------------------------------------------------------------------|-------------------------------|-------------------------------|-----------------------------------------------------------|----------------------------------------------------------|
|                                                                                                                | Perusahaan/<br><i>Company</i> | Tenaga Kerja/<br><i>Labor</i> |                                                           |                                                          |
| (1)                                                                                                            | (2)                           | (3)                           | (4)                                                       | (5)                                                      |
| 1. Industri Pangan/ <i>Food Industry</i>                                                                       | 9 785                         | 41 671                        | 18 567,75                                                 | 140 865,00                                               |
| 2. Industry Sandang/ <i>Clothing Industry</i>                                                                  | 397                           | 821                           | 1 130,93                                                  | 4 183,00                                                 |
| 3. Industri kimia dan Bahan Bangunan/<br><i>Chemical and Building Material Industry</i>                        | 1 712                         | 8 811                         | 118 089,37                                                | 1 457 829,00                                             |
| 4. Industri Logam dan Elektronika/<br><i>Metal and Electronics Industry</i>                                    | 263                           | 795                           | 1 560,41                                                  | 11 788,00                                                |
| 5. Kerajinan/ <i>Craft</i>                                                                                     | 5 095                         | 11 521                        | 1 360,34                                                  | 31 656,00                                                |
| 6. Industri Kayu Primer Hasil Hutan/<br>(Laminating, Bare core, Veneer)<br><i>Wood Forest Product Industry</i> | 32                            | 15 326                        | 439 431,53                                                | 4 037 632,00                                             |
| Jumlah/ Total 2020                                                                                             | 17 284                        | 78 945                        | 580 140,33                                                | 5 683 953,00                                             |
| 2019                                                                                                           | 16 870                        | 78 392                        | 1 047 572,21                                              | 5 681 801,13                                             |
| 2018                                                                                                           | 16 870                        | 78 392                        | 1 047 572,21                                              | 5 681 801,13                                             |
| 2017                                                                                                           | 9 603                         | 53 626                        | 562 865,13                                                | 5 575 047,29                                             |
| 2016                                                                                                           | 16 138                        | 87 841                        | 640 208,00                                                | 5 241 655,00                                             |

Sumber data : Dinas Koperasi, Usaha Kecil, Menengah dan Perdagangan Kabupaten Temanggung  
Source : *Cooperatives, Small, Medium Enterprises and Trade Services of Temanggung Regency*

Grafik / Figure 6.2.

**Perkembangan Nilai Investasi dan Nilai Produksi  
Sektor Industri di Kabupaten Temanggung, 2016 - 2020**

*Investment Growth and Production Values of Manufacture in Temanggung Regency, 2016-2020*





**Tabel / Table : 6.1.3.**  
**Realisasi Volume dan Nilai Ekspor Produk Industri**  
**Menurut Komoditi di Kabupaten Temanggung, 2011 - 2020**  
*Volume and Export Values of Industrial Product*  
*by Commodity in Temanggung Regency, 2011-2020*

| Komoditi Ekspor       | Volume Ekspor |                |      | Nilai Ekspor   |  |
|-----------------------|---------------|----------------|------|----------------|--|
| 1                     | 2             |                |      | 3              |  |
| <b>I. Kayu Olahan</b> |               |                |      |                |  |
| Tahun 2011            | 359 147,58    | M <sup>3</sup> | US\$ | 143 410 272,48 |  |
| Tahun 2012            | 546 828,79    | M <sup>3</sup> | US\$ | 131 475 641,90 |  |
| Tahun 2013            | 827 083,63    | M <sup>3</sup> | US\$ | 131 567 145,14 |  |
| Tahun 2014            | 236 391,93    | M <sup>3</sup> | US\$ | 149 986 530,93 |  |
| Tahun 2015            | 244 624,69    | M <sup>3</sup> | US\$ | 140 632 388,05 |  |
| Tahun 2016            | 297 789,00    | M <sup>3</sup> | US\$ | 120 205 382,55 |  |
| Tahun 2017            | 252 276,10    | M <sup>3</sup> | US\$ | 96 578 151,47  |  |
| Tahun 2018            | 342 059,08    | M <sup>3</sup> | US\$ | 109 822 622,27 |  |
| Tahun 2019            | 271 875,51    | M <sup>3</sup> | US\$ | 183 911 092,15 |  |
| Tahun 2020            | 272 160,71    | M <sup>3</sup> | US\$ | 69 230 676,43  |  |
| <b>II. Kopi</b>       |               |                |      |                |  |
| Tahun 2016            | 15 000,00     | Ton            | Rp.  | 192 000 000,00 |  |
| Tahun 2017            | 15 000,00     | Ton            | Rp.  | 192 000 000,00 |  |
| Tahun 2018            | 15 000,00     | Ton            | Rp.  | 192 000 000,00 |  |
| Tahun 2019            | 15 001,00     | Ton            | Rp.  | 192 000 001,00 |  |
| Tahun 2020            |               | Ton            | Rp.  |                |  |

**Keterangan :**

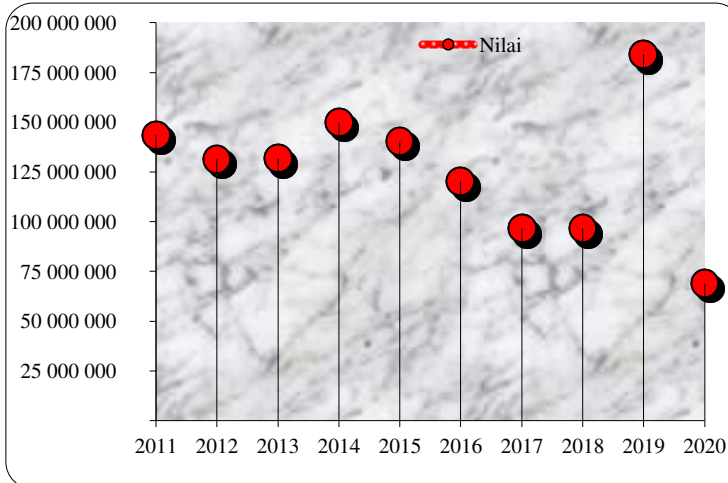
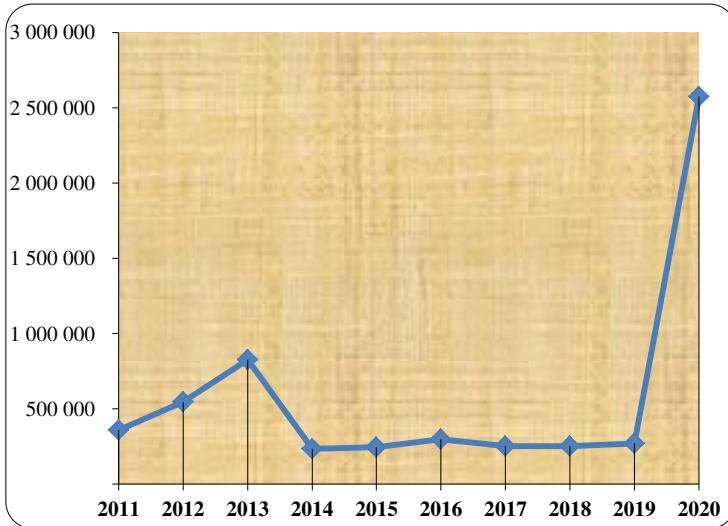
1. Beberapa perusahaan kayu olahan tidak memberikan laporan secara rutin terkait ekspor
2. Tidak ada data nilai ekspor terkait komoditi kopi

**Note :**

1. *Some processed wood companies do not provide regular export reports*
2. *There is no data on the export value related to the coffee commodity*

Sumber Data : Dinas Koperasi, Usaha Kecil, Menengah, dan Perdagangan Kabupaten Temanggung  
 Source : *Cooperative, small Medium Enterprises, and trade office of Temanggung Regency*

**Grafik / Figure 6.3.**  
**Realisasi Volume dan Nilai Ekspor Kayu Olahan**  
**Kabupaten Temanggung, 2011- 2020**  
*Volume and Values of Export Processing Wood, 2011-2020*



**Tabel / Table : 6.1.4.**  
**Banyaknya Perusahaan dan Tenaga Kerja Industri**  
**Menurut Jenis Industri di Kabupaten Temanggung, 2020**  
*Number of Industry and Labor in Temanggung Regency, 2020*

| Jenis Industri Berdasarkan Produknya/<br><i>Type of Industry based on their Product</i> | Jumlah/ <i>Total</i>       |                               |
|-----------------------------------------------------------------------------------------|----------------------------|-------------------------------|
|                                                                                         | Perusahaan/ <i>Company</i> | Tenaga Kerja/<br><i>Labor</i> |
| (1)                                                                                     | (2)                        | (3)                           |
| <b>I. INDUSTRI PANGAN</b>                                                               |                            |                               |
| 1 Pematangan Hewan                                                                      | 28                         | 141                           |
| 2 Pengolahan Buah ( Buah dalam Botol )                                                  | 33                         | 104                           |
| 3 Sale goreng                                                                           | 17                         | 162                           |
| 4 Jahe Instan                                                                           | 5                          | 30                            |
| 5 Susu Segar                                                                            | 2                          | 25                            |
| 6 Susu Kedelai                                                                          | 6                          | 15                            |
| 7 Pembersihan Kopi                                                                      | 991                        | 2 738                         |
| 8 Tepung Jagung                                                                         | 6                          | 25                            |
| 9 Tepung Tapioka                                                                        | 17                         | 81                            |
| 10 Ransum Pakan Ternak                                                                  | 4                          | 37                            |
| 11 Roti dan Sejenisnya                                                                  | 125                        | 391                           |
| 12 Gula Arena                                                                           | 1 271                      | 1 396                         |
| 13 Glukosa                                                                              | 1                          | 14                            |
| 14 Sirup                                                                                | 2                          | 17                            |
| 15 Mie                                                                                  | 1                          | 8                             |
| 16 Pembungkus Teh                                                                       | 12                         | 12                            |
| 17 Kopi Bubuk                                                                           | 111                        | 631                           |
| 18 Es                                                                                   | 24                         | 58                            |
| 19 Kecap                                                                                | 7                          | 38                            |
| 20 Tempe                                                                                | 513                        | 937                           |
| 21 Tahu                                                                                 | 114                        | 482                           |
| 22 Kedele Goreng                                                                        | 4                          | 17                            |
| 23 Kacang Telur                                                                         | 13                         | 38                            |
| 24 Krupuk dan sejenisnya<br>(Krupuk, ceriping, lenteng dll )                            | 1 981                      | 5 831                         |
| 25 Tape Ketela                                                                          | 45                         | 52                            |

Sumber Data : Dinas Perindustrian dan Tenaga Kerja Kabupaten Temanggung  
*Source : Industry and Labour Services of Temanggung Regency*

**Tabel / Table : 6.1.4.**  
**Lanjutan / Continued**

| Jenis Industri Berdasarkan Produknya/<br>Typr of Industry based on their Product |                                     | Jumlah/ Total          |                     |
|----------------------------------------------------------------------------------|-------------------------------------|------------------------|---------------------|
|                                                                                  |                                     | Perusahaan/<br>Company | Tenaga Kerja/ Labor |
| (1)                                                                              |                                     | (4)                    | (5)                 |
| 26                                                                               | Kue basah                           | 569                    | 2 041               |
| 27                                                                               | Makanan lain ( madu )               | 10                     | 27                  |
| 28                                                                               | Makanan lain ( jamur )              | 11                     | 28                  |
| 29                                                                               | Air Minum Dalam Kemasan (AMDK)      | 6                      | 166                 |
| 30                                                                               | Pengeringan dan Pengolahan Tembakau | 3 581                  | 25 981              |
| 31                                                                               | Rokok Kretek                        |                        |                     |
| 32                                                                               | Rokok Cerutu                        | 1                      | 35                  |
| 33                                                                               | Cengkeh Rajangan                    | 3                      | 12                  |
| <b>II. INDUSTRI SANDANG</b>                                                      |                                     |                        |                     |
| 1                                                                                | Rajutan                             | 183                    | 256                 |
| 2                                                                                | Kasur dan Bantal                    | 21                     | 47                  |
| 3                                                                                | Pakaian Jadi                        | 146                    | 393                 |
| 4                                                                                | Batik                               | 11                     | 21                  |
| 5                                                                                | Pakaian Kesenian                    | 21                     | 34                  |
| 6                                                                                | Training Pack                       | 11                     | 38                  |
| 7                                                                                | Masker, Kain Pel dll                | 12                     | 27                  |
| 8                                                                                | Pengawetan Kulit                    | 1                      | 3                   |
| 9                                                                                | Barang dari Kulit                   | 2                      | 7                   |
| 10                                                                               | Alas kaki / Sepatu                  | 1                      | 551                 |
| <b>III. INDUSTRI KIMIA DAN BAHAN BANGUNAN</b>                                    |                                     |                        |                     |
| 1                                                                                | Ubin Kayu                           | 1                      | 1 966               |
| 2                                                                                | Panel Kayu / Bnalken / Papan        | 29                     | 813                 |
| 3                                                                                | Moulding dan Bahan Bangunan         | 445                    | 2 945               |
| 4                                                                                | Percetakan                          | 21                     | 97                  |
| 5                                                                                | Foto Copy                           | 25                     | 59                  |
| 6                                                                                | Cetak film                          | 9                      | 33                  |
| 7                                                                                | Pupuk Alam                          | 13                     | 693                 |

Sumber Data : Dinas Perindustrian dan Tenaga Kerja Kabupaten Temanggung  
Source : *Industry and Labour Services of Temanggung Regency*

Tabel / Table : 6.1.4. Lanjutan / Continued

| Jenis Industri Berdasarkan Produknya/ <i>Typ of Industry based on their Product</i> | Jumlah/ <i>Total</i>       |                            |
|-------------------------------------------------------------------------------------|----------------------------|----------------------------|
|                                                                                     | Perusahaan/ <i>Company</i> | Tenaga Kerja/ <i>Labor</i> |
|                                                                                     | (1)                        | (2)                        |
| 8 Sabun                                                                             | 3                          | 11                         |
| 9 Vulkansir Ban                                                                     | 7                          | 18                         |
| 10 Minyak Atsiri                                                                    | 3                          | 10                         |
| 11 Kemasan Plastik                                                                  | 1                          | 63                         |
| 12 Tas Plastik                                                                      | 45                         | 130                        |
| 13 Daur Ulang Plastik                                                               | 1                          | 39                         |
| 14 Batu Bata                                                                        | 341                        | 841                        |
| 15 Genteng                                                                          | 597                        | 794                        |
| 16 Gips                                                                             | 10                         | 67                         |
| 17 Barang dari Semen                                                                | 9                          | 35                         |
| 18 Furnitur Kayu                                                                    | 139                        | 361                        |
| 19 Furnitur Cat Duco                                                                | 15                         | 109                        |
| 20 Furnitur Bambu                                                                   | 4                          | 37                         |
| <b>IV. INDUSTRI LOGAM DAN ELEKTRONIKA</b>                                           |                            |                            |
| 1 Teralis Besi                                                                      | 33                         | 84                         |
| 2 Las                                                                               | 21                         | 132                        |
| 3 Pande Besi                                                                        | 3                          | 16                         |
| 4 Mesin Perajang Tembakau                                                           | 25                         | 97                         |
| 5 Alat Perajang Tembakau (Kayu/Manual)                                              | 21                         | 58                         |
| 6 Penetas Telur                                                                     | 3                          | 27                         |
| 7 Furnitur Logam                                                                    | 2                          | 25                         |
| 8 Daur Ulang Timah Bekas Aki                                                        | 2                          | 8                          |
| 9 Pemeliharaan dan reparasi mobil                                                   | 42                         | 258                        |
| 10 Pemeliharaan dan reparasi sepeda motor                                           | 51                         | 81                         |
| 11 Reparasi elektronika                                                             | 17                         | 37                         |
| 12 Perakitan antena                                                                 | 1                          | 2                          |

Sumber Data : Dinas Perindustrian dan Tenaga Kerja Kabupaten Temanggung

Source : *Industry and Labour Services of Temanggung Regency*

**Tabel / Table : 6.1.4.**Lanjutan / *Continued*

| Jenis Industri Berdasarkan Produknya/ <i>Typr of Industry based on their Product</i> | Jumlah/ <i>Total</i>       |                            |
|--------------------------------------------------------------------------------------|----------------------------|----------------------------|
|                                                                                      | Perusahaan/ <i>Company</i> | Tenaga Kerja/ <i>Labor</i> |
| (1)                                                                                  | (2)                        | (3)                        |
| <b>V. KERAJINAN</b>                                                                  |                            |                            |
| 1 Bordir                                                                             | 15                         | 15                         |
| 2 Anyaman Bambu/Keranjang tembakau                                                   | 3 709                      | 8 087                      |
| 3 Kerajinan Bambu                                                                    | 11                         | 16                         |
| 4 Kuda Lumpung                                                                       | 7                          | 31                         |
| 5 Anyaman Lidi                                                                       | 158                        | 491                        |
| 6 Anyaman Pelepah pisang                                                             | 271                        | 271                        |
| 7 Anyaman Mendong                                                                    | 6                          | 27                         |
| 8 Kerajinan Kayu /Patung                                                             | 19                         | 33                         |
| 9 Alat Dapur Dari bambu                                                              | 373                        | 912                        |
| 10 Bedug                                                                             | 5                          | 11                         |
| 11 Tangkai Cangkul                                                                   | 8                          | 16                         |
| 12 Terompah kayu                                                                     | 19                         | 103                        |
| 13 Alat Jemur Bambu                                                                  | 18                         | 44                         |
| 14 Gerabah Tanah                                                                     | 174                        | 323                        |
| 15 Relief Tembaga/Kuningan                                                           | 7                          | 104                        |
| 16 Gamelan Tradisional                                                               | 1                          | 2                          |
| 17 Alat Musik                                                                        | 2                          | 15                         |
| 18 Alat Olah Raga                                                                    | 3                          | 2                          |
| 19 Mainan Anak                                                                       | 5                          | 40                         |
| 20 Radio Kayu dan Alat Fungsional Lainnya                                            | 1                          | 2                          |
| 21 Sapu Ijuk                                                                         | 279                        | 675                        |
| <b>VI. INDUSTRI KAYU PRIMER HASIL HUTAN</b>                                          |                            |                            |
| 1 Laminating, Bare Core, Veneer dll                                                  | 0                          | 0                          |
| Jumlah / Total 2020                                                                  | 16 956                     | 62 717                     |
| 2019                                                                                 | 17 193                     | 78 827                     |
| 2018                                                                                 | 17 192                     | 78 826                     |
| 2017                                                                                 | 16 807                     | 92 100                     |
| 2016                                                                                 | 16 131                     | 87 839                     |

Sumber Data : Dinas Perindustrian dan Tenaga Kerja Kabupaten Temanggung

Source : *Industry and Labour Services of Temanggung Regency*

**Tabel / Table : 6.1.5****Jenis, Jumlah dan Nilai Produksi Sektor Industri  
Menurut Jenis Industri di Kabupaten Temanggung, 2020***Production Values of Industry Product in Temanggung Regency, 2020*

| <b>Jenis Industri Berdasarkan Produknya /<br/>Type of Industry based on their products</b> | <b>Satuan /<br/>Unit</b> | <b>Jumlah<br/>Produksi/<br/>Production<br/>Number</b> | <b>Nilai Produksi (Juta<br/>Rp.)/<br/>Production Value<br/>(Million Rupiah)</b> |
|--------------------------------------------------------------------------------------------|--------------------------|-------------------------------------------------------|---------------------------------------------------------------------------------|
| (1)                                                                                        | (2)                      | (3)                                                   | (4)                                                                             |
| <b>I. INDUSTRI PANGAN</b>                                                                  |                          |                                                       |                                                                                 |
| 1. Pemotongan Hewan                                                                        | Ton                      | 191                                                   | 4 459,35                                                                        |
| 2. Pengolahan Buah                                                                         | Ton                      | 51                                                    | 988,88                                                                          |
| 3. Pisang Aroma                                                                            | Ton                      | 748                                                   | 3 218,48                                                                        |
| 4. Jahe Instan                                                                             | Ton                      | 22                                                    | 334,59                                                                          |
| 5. Susu Segar                                                                              | Liter                    | 2 934                                                 | 1 818,05                                                                        |
| 6. Susu Kedelai                                                                            | Liter                    | 766                                                   | 55,40                                                                           |
| 7. Pembersihan Kopi                                                                        | Ton                      | 1 262                                                 | 6 924,45                                                                        |
| 8. Tepung Jagung                                                                           | Ton                      | 257                                                   | 686,33                                                                          |
| 9. Tepung Tapioka                                                                          | Ton                      | 330                                                   | 830,93                                                                          |
| 10. Ransum Pakan Ternak                                                                    | Ton                      | 1 508                                                 | 3 656,11                                                                        |
| 11. Roti dan Sejenisnya                                                                    | Ton                      | 602                                                   | 6 588,26                                                                        |
| 12. Gula Aren                                                                              | Ton                      | 713                                                   | 8 596,26                                                                        |
| 13. Glukosa                                                                                | Ton                      | 148                                                   | 387,77                                                                          |
| 14. Sirup                                                                                  | Liter                    | 23 095                                                | 199,45                                                                          |
| 15. Mie                                                                                    | Liter                    | 297                                                   | 703,65                                                                          |
| 16. Pengeringan Teh                                                                        | Ton                      | 0                                                     | 0,00                                                                            |
| 17. Kopi Bubuk                                                                             | Ton                      | 77                                                    | 4 999,67                                                                        |
| 18. Es                                                                                     | Ton                      | 77                                                    | 332,37                                                                          |
| 19. Kecap                                                                                  | Liter                    | 523                                                   | 1 329,49                                                                        |
| 20. Tempe                                                                                  | Ton                      | 4 650                                                 | 17 505,01                                                                       |
| 21. Tahu                                                                                   | Ton                      | 5 230                                                 | 14 624,44                                                                       |
| 22. Kedelai Goreng                                                                         | Ton                      | 26                                                    | 127,43                                                                          |
| 23. Kacang Telor                                                                           | Ton                      | 36                                                    | 276,98                                                                          |
| 24. Kerupuk dan Sejenisnya<br>(Kerupuk, Ceriping, Lenteng dll)                             | Ton                      | 11                                                    | 34 996,83                                                                       |
| 25. Tape Ketela                                                                            | Ton                      | 70                                                    | 82,23                                                                           |

Sumber Data : Dinas Perindustrian dan Tenaga Kerja Kabupaten Temanggung

Source : Industry and Labour Services of Temanggung Regency

**Tabel/Table 6.1.5**  
Lanjutan / Continued

| Jenis Industri Berdasarkan Produknya<br><i>Type of Industry based on their products</i> | Satuan<br>Unit | Jumlah<br>Produksi/<br>Production<br>Number | Nilai Produksi (Juta<br>Rp.) / <i>Production<br/>Value (Million<br/>Rupiah)</i> |
|-----------------------------------------------------------------------------------------|----------------|---------------------------------------------|---------------------------------------------------------------------------------|
| (1)                                                                                     | (2)            | (3)                                         | (4)                                                                             |
| 26. Kue Basah                                                                           | ton            | 1 102                                       | 10 345,70                                                                       |
| 27. Makanan Lain (Madu)                                                                 | ton            | 41                                          | 753,35                                                                          |
| 28. Makanan lain (Jamur)                                                                | ton            | 42                                          | 767,35                                                                          |
| 29. Air Minum Dalam Kemasan (AMDK)                                                      | ltr            | 868 967                                     | 7 715,72                                                                        |
| 30. Pengeringan dan Pengolahan Tembakau                                                 | ton            | 15 992                                      | 3 172,56                                                                        |
| 31. Rokok Kretek                                                                        | juta btg       |                                             |                                                                                 |
| 32. Rokok Cerutu                                                                        | ribu btg       | 1                                           | 3 327,48                                                                        |
| 33. Cengkeh Rajangan                                                                    | ton            | 9                                           | 146,80                                                                          |
| <b>II. INDUSTRI SANDANG</b>                                                             |                |                                             |                                                                                 |
| 1. Rajutan                                                                              | dozen          | 17 524                                      | 293,54                                                                          |
| 2. Kasur dan Bantal                                                                     | buah           | 928                                         | 91,58                                                                           |
| 3. Pakaian Jadi                                                                         | potong         | 6 733                                       | 704,54                                                                          |
| 4. Batik                                                                                | potong         | 13 930                                      | 666,93                                                                          |
| 5. Pakaian Kesenian                                                                     | potong         | 2 453                                       | 853,65                                                                          |
| 6. Training Pack                                                                        | potong         | 13 930                                      | 334,64                                                                          |
| 7. Masker, Kain pel dll                                                                 | buah           | 38 307                                      | 35,22                                                                           |
| 8. Pengawetan Kulit                                                                     | buah           | 696                                         | 93,93                                                                           |
| 9. Barang dari Kulit                                                                    | buah           | 720                                         | 88,00                                                                           |
| 10. Alas kaki/ Sepatu                                                                   | pasang         | 781                                         | 23,48                                                                           |
| <b>III. INDUSTRI KIMIA DAN BAHAN BANGUNAN</b>                                           |                |                                             |                                                                                 |
| 1. Ubin Kayu                                                                            | m3             | 74 039                                      | 85 725,62                                                                       |
| 2. Panel Kayu/ Bnalken/ Papan                                                           | m3             | 97 665                                      | 743 475,49                                                                      |
| 3. Moulding dan Bahan Bangunan                                                          | m3             | 719 333                                     | 23 073,48                                                                       |
| 4. Percetakan                                                                           | rb lembar      | 584 823                                     | 2 458,57                                                                        |
| 5. Foto copy                                                                            | rb lembar      | 3 509                                       | 351,22                                                                          |
| 6. Cetak Film                                                                           | rb lembar      | 175                                         | 702,45                                                                          |
| 7. Pupuk Alam                                                                           | ton            | 269                                         | 76 098,67                                                                       |

Sumber Data : Dinas Perindustrian dan Tenaga Kerja Kabupaten Temanggung  
Source : *Industry and Labour Services of Temanggung Regency*



**Tabel/Table 6.1.5**  
**Lanjutan/Continued**

| Jenis Industri Berdasarkan Produknya /<br><i>Type of Industry based on their products</i> | Satuan<br>/ Unit | Jumlah<br>Produksi<br>Production<br>Number | Nilai Produksi<br>(Juta Rp.)<br><i>Production Value<br/>(Million Rupiah)</i> |
|-------------------------------------------------------------------------------------------|------------------|--------------------------------------------|------------------------------------------------------------------------------|
| (1)                                                                                       | (2)              | (3)                                        | (4)                                                                          |
| 8. Sabun                                                                                  | ton              | 43                                         | 8,80                                                                         |
| 9. Vulkansir Ban                                                                          | buah             | 938                                        | 110,72                                                                       |
| 10. Minyak Atsiri                                                                         | kilo             | 6                                          | 105,11                                                                       |
| 11. Kemasan Plastik                                                                       | pack             | 772                                        | 951,64                                                                       |
| 12. Tas Plastik                                                                           | buah             | 38                                         | 94,06                                                                        |
| 13. Daur Ulang Plastik                                                                    | ton              | 254                                        | 276,64                                                                       |
| 14. Batu Bata                                                                             | buah             | 19 861 920                                 | 4 702,88                                                                     |
| 15. Genteng                                                                               | buah             | 16 551 600                                 | 8 822,58                                                                     |
| 16. Gips                                                                                  | m3               | 7 172                                      | 232,38                                                                       |
| 17. Barang dari Semen                                                                     | m3               | 29 793                                     | 774,55                                                                       |
| 18. Furnitur Kayu                                                                         | Stel             | 55 172                                     | 6 418,05                                                                     |
| 19. Furnitur Cat Duco                                                                     | Stel             | 5 517                                      | 6 196,74                                                                     |
| 20. Furnitur Bambu                                                                        | Stel             | 132                                        | 99,50                                                                        |
| <b>IV. INDUSTRI LOGAM DAN ELEKTRONIKA</b>                                                 |                  |                                            |                                                                              |
| 1. Teralis Besi                                                                           | ton              | 978                                        | 1 139,19                                                                     |
| 2. Las                                                                                    | buah             | 259                                        | 465,19                                                                       |
| 3. Pande Besi                                                                             | buah             | 1 379                                      | 42,00                                                                        |
| 4. Mesin Perajang Tembakau                                                                | buah             | 828                                        | 2 259,50                                                                     |
| 5. Alat Perajang Tembakau (Kayu/Manual)                                                   | buah             | 861                                        | 55,38                                                                        |
| 6. Penetas Telur                                                                          | buah             | 310                                        | 420,89                                                                       |
| 7. Furnitur Logam                                                                         | buah             | 609                                        | 16,61                                                                        |
| 8. Daur Ulang Timah Bekas Aki                                                             | ton              | 642                                        | 221,52                                                                       |
| 9. Pemeliharaan dan reperasi mobil                                                        | buah             | 3 212                                      | 3 488,91                                                                     |
| 10. Pemeliharaan dan reperasi sepeda motor                                                | buah             | 97 478                                     | 3 432,50                                                                     |
| 11. Reperasi elektronik                                                                   | buah             | 11 631                                     | 88,61                                                                        |
| 12. Perakitan antena                                                                      | buah             | 100                                        | 166,14                                                                       |

Sumber Data : Dinas Perindustrian dan Tenaga Kerja Kabupaten Temanggung  
Source : *Industry and Labour Services of Temanggung Regency*

Tabel / Table : 6.1.5. Lanjutan / Continued

| Jenis Industri Berdasarkan Produknya/ Type<br>of Industry Based on Their Product | Satuan / Unit | Jumlah<br>Produksi/<br>Production<br>Number | Nilai Produksi (Juta<br>Rp.)/ Production Value |
|----------------------------------------------------------------------------------|---------------|---------------------------------------------|------------------------------------------------|
| (1)                                                                              | (3)           | (4)                                         | (5)                                            |
| <b>V. KERAJINAN</b>                                                              |               |                                             |                                                |
| 1. Bordir                                                                        | Buah          | 8 529                                       | 90,82                                          |
| 2. Anyaman Bambu/Keranjang Tembakau                                              | Buah          | 2 077 422                                   | 16 782,20                                      |
| 3. Kerajinan Bambu                                                               | Buah          | 8 308                                       | 232,60                                         |
| 4. Kuda Lumping                                                                  | Buah          | 2 437                                       | 238,13                                         |
| 5. Anyaman Lidi                                                                  | Buah          |                                             |                                                |
| 6. Anyaman Pelepah Pisang                                                        | Buah          | 7 532                                       | 315,67                                         |
| 7. Anyaman Mendong                                                               | Buah          | 13 957                                      | 71,99                                          |
| 8. Kerajinan Kayu/ Patung                                                        | Buah          | 62 918                                      | 343,99                                         |
| 9. Alat Dapur dari Bambu                                                         | Buah          | 1 728 904                                   | 685,71                                         |
| 10. Bedug                                                                        | Buah          | 100                                         | 420,89                                         |
| 11. Tangkai Cangkul                                                              | Buah          | 3 323                                       | 33,23                                          |
| 12. Terompah Kayu                                                                | Buah          | 18 107                                      | 86,39                                          |
| 13. Alat Jemur Bambu                                                             | Buah          | 10 911                                      | 110,76                                         |
| 14. Gerabah tanah                                                                | Buah          | 68 348                                      | 131,84                                         |
| 15. Relief Tembaga                                                               | Set           | 8 529                                       | 5 538,00                                       |
| 16. Gamelan Tembaga <sup>1</sup>                                                 | Buah          | 178                                         | 178,00                                         |
| 17. Alat Musik.                                                                  | Buah          | 24 360                                      | 17,53                                          |
| 18. Alat Olah Raga                                                               | Buah          | 7 588                                       | 62,03                                          |
| 19. Mainan Anak                                                                  | Buah          | 33 785                                      | 2 159,82                                       |
| 20. Radio Kayu dan Alat Fungsional                                               | Buah          | 6 420                                       | 3 288,72                                       |
| 21. Sapu Ijuk                                                                    | Buah          | 51 043                                      | 830,70                                         |
| <b>VI. INDUSTRI KAYU PRIMER HASIL HUTAN</b>                                      |               |                                             |                                                |
| 1. Laminating, Bare Core, Veneer dll                                             | M3            | 0                                           | 0,00                                           |

Sumber Data : Dinas Perindustrian dan Tenaga Kerja Kabupaten Temanggung  
Source : Industry and Labour Services of Temanggung Regency

**Tabel / Table : 6.2.1.a**  
**Perkembangan Pelanggan Listrik Dirinci Menurut Kecamatan**  
**di Wilayah PLN Rayon Temanggung, 2018-2020**

*The Growth of Electricity Costumers in Temanggung Service Area, 2018-2020*

| Kecamatan/ District | Banyaknya Pelanggan/ Customer |         |         | Perkembangan / Progression |              |
|---------------------|-------------------------------|---------|---------|----------------------------|--------------|
|                     | 2018                          | 2019    | 2020    | Jumlah/ Total              | Persentase % |
| (1)                 | (2)                           | (3)     | (4)     | (6)                        | (7)          |
| 1. Parakan          | 0                             | 0       | 0       | 0                          | 0,00         |
| 2. Kledung          | 0                             | 0       | 0       | 0                          | 0,00         |
| 3. Bansari          | 0                             | 0       | 0       | 0                          | 0,00         |
| 4. B u l u          | 0                             | 0       | 0       | 0                          | 0,00         |
| 5. Temanggung       | 27 183                        | 27 695  | 28 526  | 831                        | 2,91         |
| 6. Tlogomulyo       | 5 330                         | 5 387   | 5 549   | 162                        | 2,92         |
| 7. Tembarak         | 7 088                         | 7 694   | 7 925   | 231                        | 2,91         |
| 8. Selopampang      | 4 544                         | 4 662   | 4 802   | 140                        | 2,92         |
| 9. Kranggan         | 13 591                        | 14 100  | 14 523  | 423                        | 2,91         |
| 10. Pringsurat      | 14 351                        | 14 888  | 15 235  | 347                        | 2,28         |
| 11. Kaloran         | 11 396                        | 11 996  | 12 356  | 360                        | 2,91         |
| 12. Kandangan       | 12 849                        | 13 384  | 13 665  | 281                        | 2,06         |
| 13. K e d u         | 0                             | 0       | 0       | 0                          | 0,00         |
| 14. Ngadirejo       | 0                             | 0       | 0       | 0                          | 0,00         |
| 15. J u m o         | 0                             | 0       | 0       | 0                          | 0,00         |
| 16. Gemawang        | 2 331                         | 2 466   | 2 540   | 74                         | 2,91         |
| 17. Candiroto       | 0                             | 0       | 0       | 0                          | 0,00         |
| 18. Bejen           | 0                             | 0       | 0       | 0                          | 0,00         |
| 19. Tretep          | 0                             | 0       | 0       | 0                          | 0,00         |
| 20. Wonoboyo        | 0                             | 0       | 0       | 0                          | 0,00         |
| Jumlah              | 98 663                        | 102 272 | 105 121 | 2 849                      | 2,79         |

Sumber Data : Kantor PLN Rayon Temanggung

Source : State Electricity Company, Ltd of Rayon Temanggung

**Tabel / Table : 6.2.1.b**  
**Perkembangan Pelanggan Listrik Dirinci Menurut Kecamatan**  
**di Wilayah PLN Rayon Parakan, 2018 - 2020**

*The Growth of Electricity Costumers in Parakan Service Area, 2018 - 2020*

| Kecamatan/ District | Banyaknya Pelanggan/ Customer |         |         | Perkembangan / Progression |              |
|---------------------|-------------------------------|---------|---------|----------------------------|--------------|
|                     | 2018                          | 2019    | 2020    | Jumlah/ Total              | Persentase % |
| (1)                 | (2)                           | (3)     | (4)     | (5)                        | (6)          |
| 1. Parakan          | 15 261                        | 15 656  | 15 899  | 243                        | 1,53         |
| 2. Kledung          | 7 263                         | 7 680   | 8 097   | 417                        | 5,15         |
| 3. Bansari          | 7 580                         | 7 981   | 8 382   | 401                        | 4,78         |
| 4. B u l u          | 12 914                        | 13 309  | 13 552  | 243                        | 1,79         |
| 5. Temanggung       | 0                             | 0       | 0       | 0                          | 0,00         |
| 6. Tlogomulyo       | 0                             | 0       | 0       | 0                          | 0,00         |
| 7. Tembarak         | 0                             | 0       | 0       | 0                          | 0,00         |
| 8. Selopampang      | 0                             | 0       | 0       | 0                          | 0,00         |
| 9. Kranggan         | 0                             | 0       | 0       | 0                          | 0,00         |
| 10. Pringsurat      | 0                             | 0       | 0       | 0                          | 0,00         |
| 11. Kaloran         | 0                             | 0       | 0       | 0                          | 0,00         |
| 12. Kandangan       | 0                             | 0       | 0       | 0                          | 0,00         |
| 13. K e d u         | 14 527                        | 14 947  | 15 215  | 268                        | 1,76         |
| 14. Ngadirejo       | 13 928                        | 14 302  | 14 521  | 219                        | 1,51         |
| 15. J u m o         | 8 115                         | 8 514   | 8 913   | 399                        | 4,48         |
| 16. Gemawang        | 6 093                         | 6 478   | 6 863   | 385                        | 5,61         |
| 17. Candiroto       | 9 199                         | 9 612   | 9 873   | 261                        | 2,64         |
| 18. Bejen           | 6 801                         | 7 206   | 7 611   | 405                        | 5,32         |
| 19. Tretep          | 5 965                         | 6 359   | 6 753   | 394                        | 5,83         |
| 20. Wonoboyo        | 6 561                         | 6 949   | 7 337   | 388                        | 5,29         |
| Jumlah              | 114 207                       | 118 993 | 123 016 | 4 023                      | 3,38         |

Sumber Data : Kantor PLN Rayon Parakan

Source : State Electricity Company, Ltd of Rayon Parakan

**Tabel / Table : 6.2.1.c**  
**Perkembangan Pelanggan Listrik Dirinci Menurut Kecamatan**  
**di Kabupaten Temanggung, 2018 - 2020**  
*The Growth of Electricity Costumers in Temanggung Regency, 2018 - 2020*

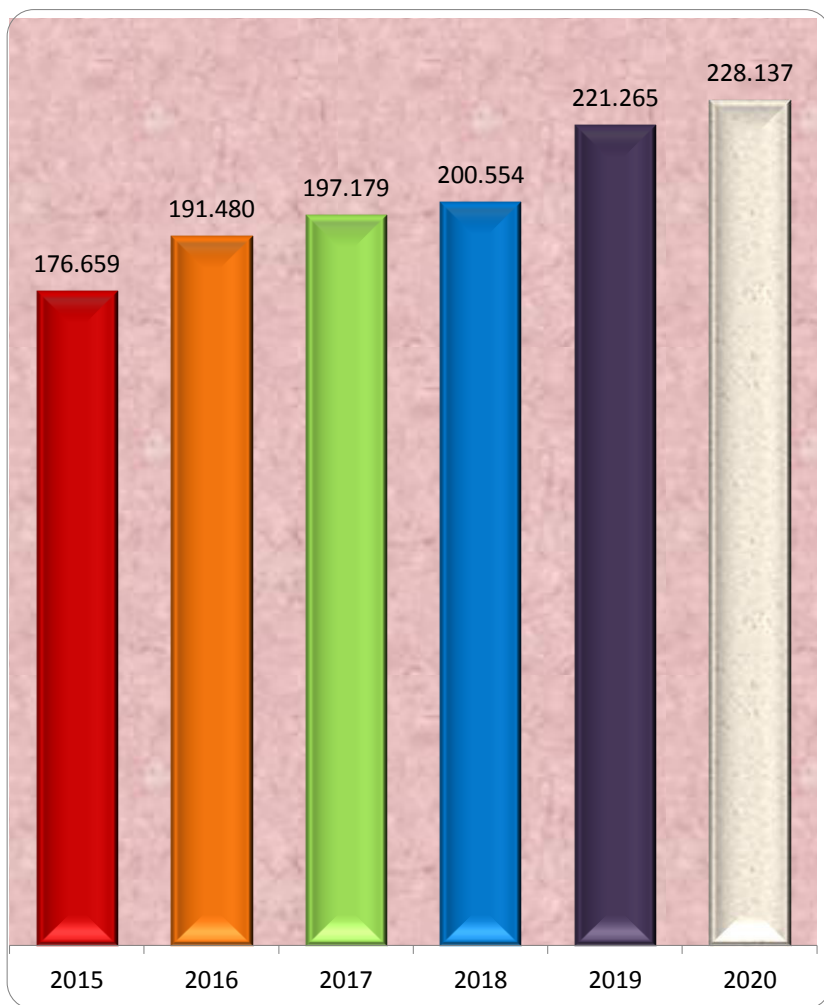
| Kecamatan/ District   | Banyaknya Pelanggan/ Customer |                |                | Perkembangan / Progression |             |
|-----------------------|-------------------------------|----------------|----------------|----------------------------|-------------|
|                       | 2018                          | 2019           | 2020           | Jumlah/ Total              | %           |
| (1)                   | (2)                           | (3)            | (4)            | (6)                        | (7)         |
| 1. Parakan            | 15 261                        | 15 656         | 15 899         | 243                        | 2,65        |
| 2. Kledung            | 7 263                         | 7 680          | 8 097          | 417                        | 6,09        |
| 3. Bansari            | 7 580                         | 7 981          | 8 382          | 401                        | 5,58        |
| 4. B u l u            | 12 914                        | 13 309         | 13 552         | 243                        | 3,15        |
| 5. Temanggung         | 27 183                        | 27 695         | 28 526         | 831                        | 2,16        |
| 6. Tlogomulyo         | 5 330                         | 5 387          | 5 549          | 162                        | 3,69        |
| 7. Tembarak           | 7 088                         | 7 694          | 7 925          | 231                        | 18,40       |
| 8. Selopampang        | 4 544                         | 4 662          | 4 802          | 140                        | 13,00       |
| 9. Kranggan           | 13 591                        | 14 100         | 14 523         | 423                        | 5,25        |
| 10. Pringsurat        | 14 351                        | 14 888         | 15 235         | 347                        | 20,90       |
| 11. Kaloran           | 11 396                        | 11 996         | 12 356         | 360                        | 5,83        |
| 12. Kandangan         | 12 849                        | 13 384         | 13 665         | 281                        | 9,67        |
| 13. K e d u           | 14 527                        | 14 947         | 15 215         | 268                        | 2,97        |
| 14. Ngadirejo         | 13 928                        | 14 302         | 14 521         | 219                        | 2,92        |
| 15. J u m o           | 8 115                         | 8 514          | 8 913          | 399                        | 5,17        |
| 16. Gemawang          | 8 424                         | 8 944          | 9 403          | 459                        | 7,40        |
| 17. Candiroto         | 9 199                         | 9 612          | 9 873          | 261                        | 4,70        |
| 18. Bejen             | 6 801                         | 7 206          | 7 611          | 405                        | 6,33        |
| 19. Tretep            | 5 965                         | 6 359          | 6 753          | 394                        | 7,07        |
| 20. Wonobojo          | 6 561                         | 6 949          | 7 337          | 388                        | 6,28        |
| <b>Jumlah / Total</b> | <b>212 870</b>                | <b>221 265</b> | <b>228 137</b> | <b>6 872</b>               | <b>3,11</b> |

Sumber Data: Kantor PLN Rayon Temanggung dan PLN Rayon Parakan  
Source : State Electricity Company, Ltd of Rayon Parakan and Temanggung

Grafik / Figure : 6.4.

**Banyaknya Pelanggan Listrik PLN  
di Kabupaten Temanggung, 2015 - 2020**

*Number of Electricity Customers in Temanggung Regency, 2015-2020*



**Tabel / Table : 6.2.2.a**  
**Perkembangan Pelanggan dan Daya (VA) Dirinci Menurut Bulan**  
**di Wilayah Rayon PLN Temanggung, 2020**

*Customer and Power Development (VA) Details by Month in Temanggung Service Area, 2020*

| Bulan / Month                  | Banyaknya Pelanggan/<br>Customer | Daya Terpasang (VA)<br>/ Installed Power | Rata-Rata Daya VA<br>per Pelanggan/<br>Average Power per<br>Customer |          |
|--------------------------------|----------------------------------|------------------------------------------|----------------------------------------------------------------------|----------|
| (1)                            | (2)                              | (3)                                      | (4)                                                                  |          |
| 1. Januari/ <i>January</i>     | 102 490                          | 117 619 740                              | 1147,62                                                              |          |
| 2. Pebruari/ <i>February</i>   | 102 654                          | 117 829 690                              | 1147,83                                                              |          |
| 3. Ma r e t/ <i>March</i>      | 102 860                          | 118 325 090                              | 1150,35                                                              |          |
| 4. April/ <i>April</i>         | 103 099                          | 118 311 890                              | 1147,56                                                              |          |
| 5. Me i/ <i>May</i>            | 103 311                          | 121 735 890                              | 1178,34                                                              |          |
| 6. Ju n i/ <i>June</i>         | 103 665                          | 122 048 090                              | 1177,33                                                              |          |
| 7. Ju l i/ <i>July</i>         | 103 844                          | 122 564 840                              | 1180,28                                                              |          |
| 8. Agustus/ <i>August</i>      | 104 070                          | 123 044 790                              | 1182,33                                                              |          |
| 9. September/ <i>September</i> | 104 262                          | 123 633 940                              | 1185,80                                                              |          |
| 10. Oktober/ <i>October</i>    | 104 498                          | 124 019 840                              | 1186,82                                                              |          |
| 11. Nopember/ <i>November</i>  | 104 813                          | 124 574 890                              | 1188,54                                                              |          |
| 12. Desember/ <i>December</i>  | 105 119                          | 125 244 840                              | 1191,46                                                              |          |
|                                | Jumlah 2020                      | 103 724                                  | 121 579 461                                                          | 1 172,02 |
|                                | 2019                             | 100 253                                  | 113 301 219                                                          | 1 130,07 |
|                                | 2018                             | 98 663                                   | 107 564 520                                                          | 1 119,33 |
|                                | 2017                             | 91 155                                   | 100 367 240                                                          | 1 101,06 |
|                                | 2016                             | 91 155                                   | 100 367 240                                                          | 1 101,06 |

Sumber Data : Kantor PLN Rayon Temanggung

Source : *State Electricity Company, Ltd of Rayon Temanggung*

**Tabel / Table : 6.2.2.b**  
**Perkembangan Pelanggan dan Daya (VA) Menurut Bulan**  
**di Wilayah Rayon PLN Parakan, 2020**  
*Customer and Power Development (VA) Details by Month in Parakan Service Area, 2020*

| Bulan / Month                  | Banyaknya Pelanggan/<br>Customer | Daya Terpasang (VA) /<br>Installed Power | Rata-rata Daya VA per<br>pelanggan / Average<br>Power per Customer |
|--------------------------------|----------------------------------|------------------------------------------|--------------------------------------------------------------------|
| (1)                            | (2)                              | (3)                                      | (4)                                                                |
| 1. Januari/ <i>January</i>     | 119 263                          | 92 392 660                               | 774,70                                                             |
| 2. Pebruari/ <i>February</i>   | 119 470                          | 92 569 460                               | 774,83                                                             |
| 3. Maret/ <i>March</i>         | 119 749                          | 92 842 260                               | 775,31                                                             |
| 4. April/ <i>April</i>         | 120 076                          | 93 127 910                               | 775,57                                                             |
| 5. Mei/ <i>May</i>             | 120 280                          | 93 267 710                               | 775,42                                                             |
| 6. Juni/ <i>June</i>           | 120 625                          | 93 611 510                               | 776,05                                                             |
| 7. Juli/ <i>July</i>           | 121 047                          | 94 137 360                               | 777,69                                                             |
| 8. Agustus/ <i>August</i>      | 121 468                          | 94 871 910                               | 781,04                                                             |
| 9. September/ <i>September</i> | 121 847                          | 95 505 760                               | 783,82                                                             |
| 10. Oktober/ <i>October</i>    | 122 219                          | 95 963 310                               | 785,18                                                             |
| 11. Nopember/ <i>November</i>  | 122 608                          | 96 440 360                               | 786,57                                                             |
| 12. Desember/ <i>December</i>  | 123 016                          | 96 880 560                               | 787,54                                                             |
| <hr/>                          |                                  |                                          |                                                                    |
| Jumlah 2020                    | 120 972                          | 94 300 898                               | 779,48                                                             |
| 2019                           | 116 417                          | 89 038 573                               | 764,75                                                             |
| 2018                           | 114 207                          | 85 637 910                               | 749,85                                                             |
| 2017                           | 109 399                          | 79 114 272                               | 732,05                                                             |
| 2016                           | 105 581                          | 77 290 430                               | 714,87                                                             |

Sumber Data : Kantor PLN Rayon Parakan

Source : State Electricity Company, Ltd of Rayon Parakan



**Tabel / Table : 6.2.2.c**  
**Perkembangan Pelanggan dan Daya (VA) Listrik**  
**di Kabupaten Temanggung, 2020**

*Customer and Power Development (VA) Details by Month in Temanggung Regency, 2020*

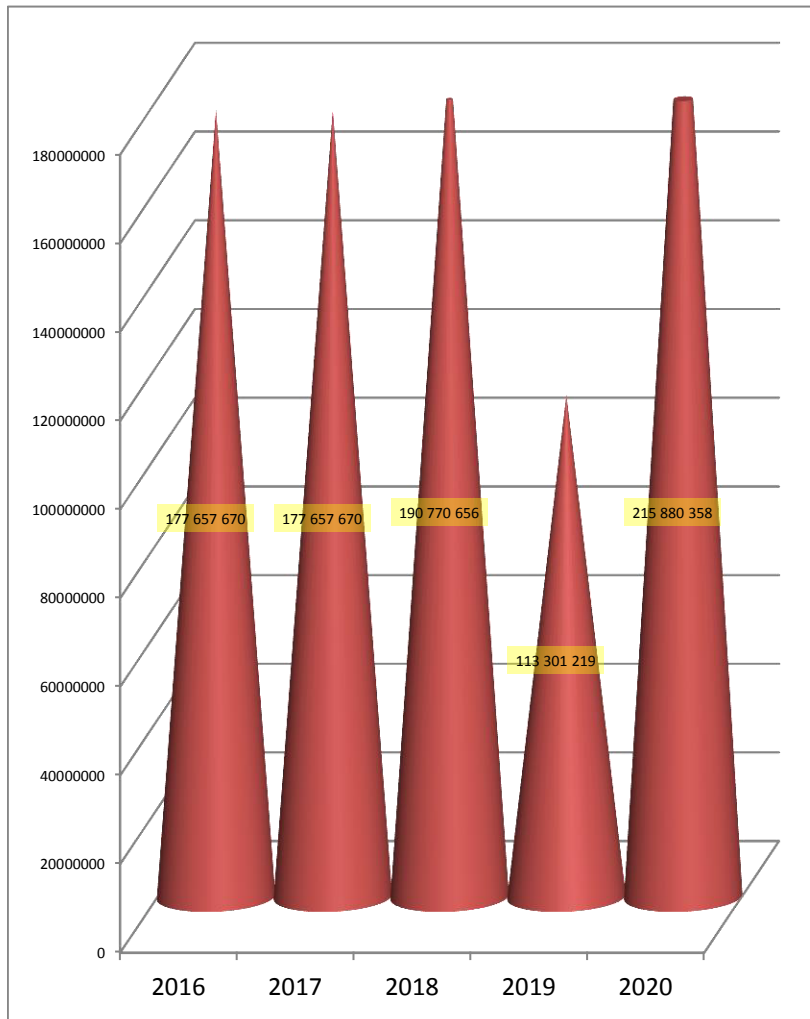
| Bulan / Month           | Banyaknya<br>Pelanggan/ Customer | Daya Terpasang<br>( VA )/ Installed<br>Power | Rata-Rata Daya VA<br>per Pelanggan/<br>Average Power per<br>Customer |
|-------------------------|----------------------------------|----------------------------------------------|----------------------------------------------------------------------|
| (1)                     | (2)                              | (3)                                          | (4)                                                                  |
| 1. Januari/ January     | 221 753                          | 210 012 400                                  | 947,06                                                               |
| 2. Pebruari/ February   | 222 124                          | 210 399 150                                  | 947,21                                                               |
| 3. M a r e t/ March     | 222 609                          | 211 167 350                                  | 948,60                                                               |
| 4. April/ April         | 223 175                          | 211 439 800                                  | 947,42                                                               |
| 5. M e i/ May           | 223 591                          | 215 003 600                                  | 961,59                                                               |
| 6. J u n i/ June        | 224 290                          | 215 659 600                                  | 961,52                                                               |
| 7. J u l i/ July        | 224 891                          | 216 702 200                                  | 963,59                                                               |
| 8. Agustus/ August      | 225 538                          | 217 916 700                                  | 966,21                                                               |
| 9. September/ September | 226 109                          | 219 139 700                                  | 969,18                                                               |
| 10. Oktober/ October    | 226 717                          | 219 983 150                                  | 970,30                                                               |
| 11. Nopember/ November  | 227 421                          | 221 015 250                                  | 971,83                                                               |
| 12. Desember/ December  | 228 135                          | 222 125 400                                  | 973,66                                                               |
| Jumlah 2020             | 224 696                          | 215 880 358                                  | 960,68                                                               |
| 2019                    | 100 253                          | 113 301 219                                  | 1130,07                                                              |
| 2018                    | 208 367                          | 190 770 656                                  | 916,00                                                               |
| 2017                    | 196 736                          | 177 657 670                                  | 903,03                                                               |
| 2016                    | 196 736                          | 177 657 670                                  | 883,86                                                               |

Sumber Data: Kantor PLN rayon Temanggung dan PLN rayon Parakan

Source : State Electricity Company, Ltd of Rayon Temanggung and Parakan

**Grafik / Figure : 6.5.**  
**Besarnya Daya VA Listrik Pelanggan**  
**di Kabupaten Temanggung, 2016 - 2020**

*Customer of Power Development in Temanggung Regency, 2016 - 2020*



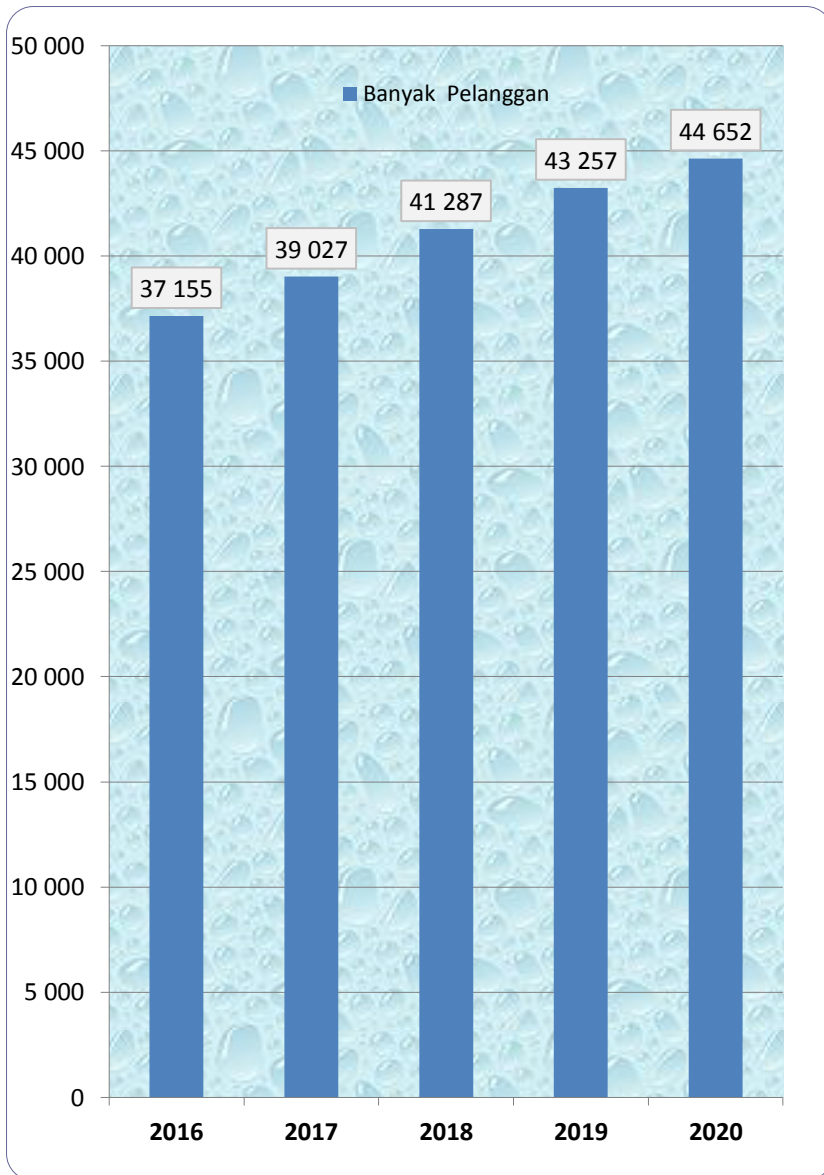
**Tabel / Table : 6.3.1.**  
**Banyaknya Pelanggan PDAM Menurut Jenisnya**  
**Dirinci per Kecamatan di Kabupaten Temanggung, 2020**  
*Number of Water Supply Customers in Temanggung Regency, 2020*

| Kecamatan/ District | Rumah<br>Tangga & IP/<br>Houshold | Badan Sosial /<br>Social Agency | Sarana/Fasilit<br>as umum/<br>Public<br>Facilities | Toko, Industri dan<br>Perusahaan/<br>Company, Industry<br>and Store | Jumlah/ Total |        |
|---------------------|-----------------------------------|---------------------------------|----------------------------------------------------|---------------------------------------------------------------------|---------------|--------|
| (1)                 | (2)                               | (3)                             | (4)                                                | (5)                                                                 | (6)           |        |
| 1. Parakan          | 5 985                             | 124                             | 1                                                  | 563                                                                 | 6 673         |        |
| 2. Kledung          | 125                               | 1                               | 0                                                  | 2                                                                   | 128           |        |
| 3. Bansari          | 0                                 | 0                               | 0                                                  | 0                                                                   | 0             |        |
| 4. B u l u          | 1 277                             | 21                              | 0                                                  | 72                                                                  | 1 370         |        |
| 5. Temanggung       | 14 328                            | 271                             | 6                                                  | 1 158                                                               | 15 763        |        |
| 6. Tlogomulyo       | 65                                | 2                               | 0                                                  | 1                                                                   | 68            |        |
| 7. Tembarak         | 1 056                             | 16                              | 0                                                  | 61                                                                  | 1 133         |        |
| 8. Selopampang      | 186                               | 3                               | 0                                                  | 13                                                                  | 202           |        |
| 9. Kranggan         | 2 781                             | 67                              | 0                                                  | 175                                                                 | 3 023         |        |
| 10. Pringsurat      | 4 353                             | 108                             | 0                                                  | 183                                                                 | 4 644         |        |
| 11. Kaloran         | 2 039                             | 53                              | 4                                                  | 52                                                                  | 2 148         |        |
| 12. Kandangan       | 1 590                             | 55                              | 0                                                  | 56                                                                  | 1 701         |        |
| 13. K e d u         | 2 980                             | 74                              | 0                                                  | 98                                                                  | 3 152         |        |
| 14. Ngadirejo       | 2 192                             | 48                              | 1                                                  | 253                                                                 | 2 494         |        |
| 15. J u m o         | 1 622                             | 44                              | 0                                                  | 50                                                                  | 1 716         |        |
| 16. Gemawang        | 163                               | 6                               | 0                                                  | 0                                                                   | 169           |        |
| 17. Candiroto       | 221                               | 12                              | 0                                                  | 35                                                                  | 268           |        |
| 18. Bejen           | 0                                 | 0                               | 0                                                  | 0                                                                   | 0             |        |
| 19. Tretep          | 0                                 | 0                               | 0                                                  | 0                                                                   | 0             |        |
| 20. Wonoboyo        | 0                                 | 0                               | 0                                                  | 0                                                                   | 0             |        |
| Jumlah              | 2020                              | 40 963                          | 905                                                | 12                                                                  | 2 772         | 44 652 |
|                     | 2019                              | 39 665                          | 857                                                | 13                                                                  | 2 722         | 43 257 |
|                     | 2018                              | 37 823                          | 818                                                | 14                                                                  | 2 632         | 41 287 |
|                     | 2017                              | 35 704                          | 765                                                | 14                                                                  | 2 544         | 39 027 |
|                     | 2016                              | 34 094                          | 739                                                | 15                                                                  | 2 307         | 37 155 |

Sumber Data : PDAM Kabupaten Temanggung

Source : Local Water Company of Temanggung Regency

**Grafik / Figure : 6.6.**  
**Banyaknya Pelanggan PDAM**  
**di Kabupaten Temanggung, 2016 - 2020**  
*Number of Water Supply Customers in Temanggung Regency, 2016 - 2020*



**Tabel / Table : 6.3.2.**  
**Banyaknya Pelanggan Air yang Disalurkan dan Nilainya**  
**Menurut Kategori Pelanggan di Kabupaten Temanggung, 2020**

*Total Value of Water Consumption in Temanggung Regency, 2020*

| Kategori Pelanggan/ <i>Categories of Customers</i>                                                              | Banyaknya Pelanggan/ <i>Number of Customers</i> | Air Minum yang disalurkan<br>(yang dipakai/terpakai) |                                |            |
|-----------------------------------------------------------------------------------------------------------------|-------------------------------------------------|------------------------------------------------------|--------------------------------|------------|
|                                                                                                                 |                                                 | Banyaknya (M <sup>3</sup> )/ <i>Volume</i>           | Nilai (Ribu Rp.)/ <i>Value</i> |            |
| (1)                                                                                                             | (2)                                             | (3)                                                  | (4)                            |            |
| 1. Rumah Tangga<br><i>( Rmt Non Niaga A ,Rmt Non Niaga B, Rmt Non Niaga C, )</i>                                | 41 316                                          | 9 876 128                                            | 21 653 122,73                  |            |
| 2. Badan Sosial ( Sosial khusus )<br><i>( Tempat Peribadatan, Panti Asuhan Yayasan Sosial,Pondok Pesantren)</i> | 910                                             | 378 613                                              | 513 457,9                      |            |
| 3. Sarana / Fasilitas Umum<br><i>( Badan sosial umum Non komersial )</i>                                        | 13                                              | 14 753                                               | 10 838,8                       |            |
| 4. Toko, Industri dan Perusahaan<br><i>( Niaga besar, Sedang, Kecil )</i>                                       | 2 809                                           | 929 815                                              | 4 319 670,35                   |            |
| 5. Lainnya ( Tangki )                                                                                           |                                                 |                                                      |                                |            |
| Jumlah                                                                                                          | 2020                                            | 45 048                                               | 11 199 309                     | 26 497 090 |
|                                                                                                                 | 2019                                            | 43 257                                               | 10 850 008                     | 23 546 252 |
|                                                                                                                 | 2018                                            | 41 287                                               | 10 430 208                     | 17 774 404 |
|                                                                                                                 | 2017                                            | 39 027                                               | 9 810 573                      | 17 559 029 |
|                                                                                                                 | 2016                                            | 37 155                                               | 9 505 352                      | 16 074 579 |

Sumber Data : PDAM Kabupaten Temanggung

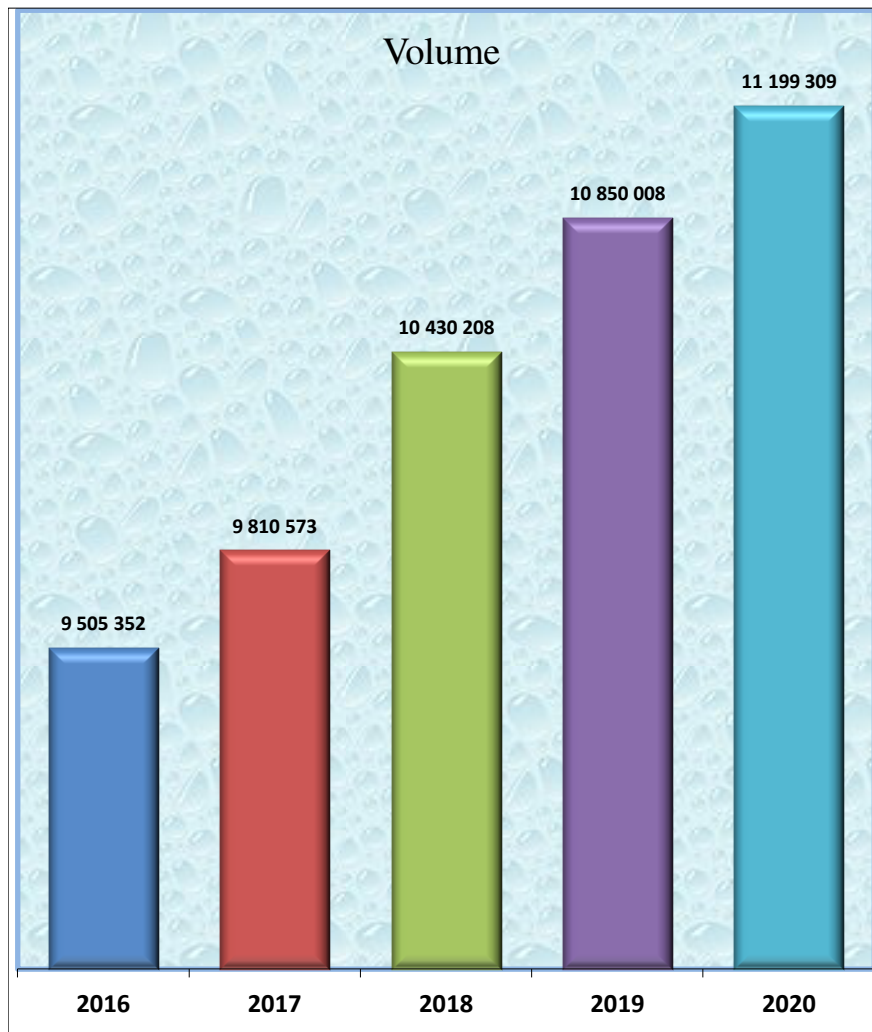
Source : Local Water Company of Temanggung Regency

Grafik/ Figure : 6.7.

Banyaknya Air Minum yang Disalurkan

PDAM Kabupaten Temanggung, 2016 - 2020

*Volume of Distributed Water by Local Government Water Supply Company, 2016 - 2020*

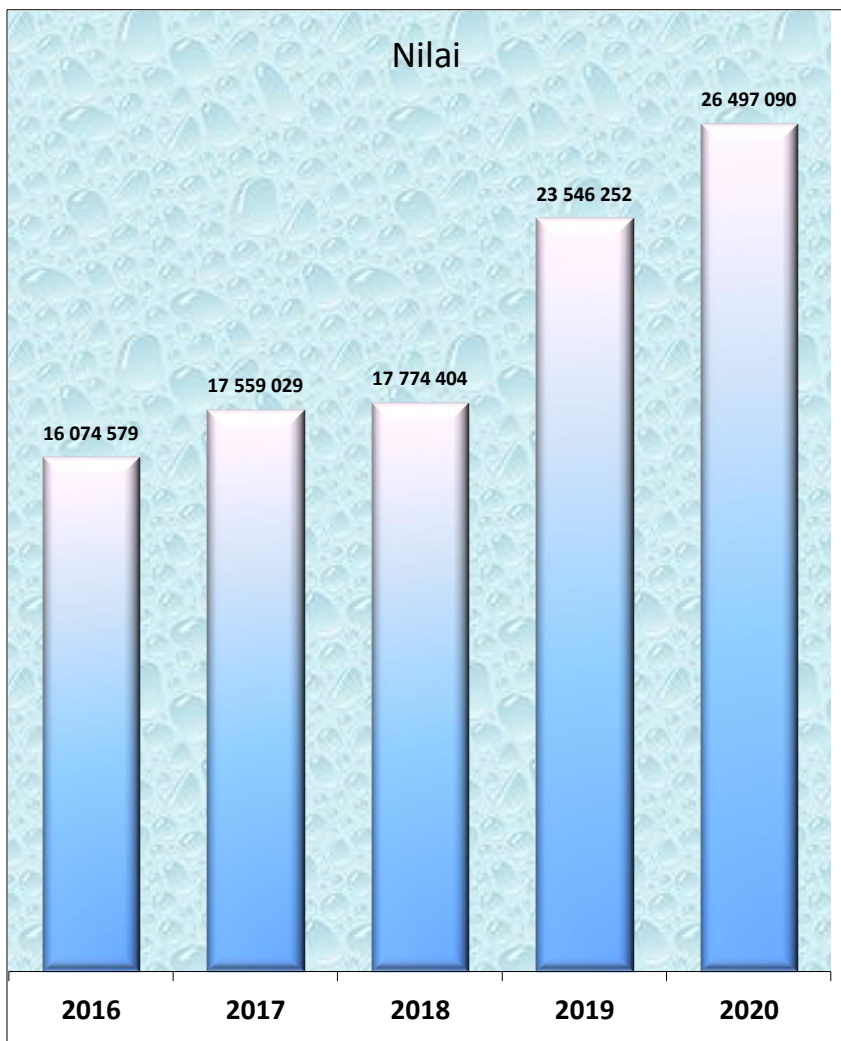


Grafik / Figure : 6.8.

Nilai Air Minum yang Disalurkan

PDAM Kabupaten Temanggung, 2016 - 2020

*Value of Distributed Water by Local Government Water Supply Company, 2016 - 2020*



**Tabel/ Table : 6.3.3.**  
**Banyaknya Mata Air yang Dikelola PDAM Kabupaten Temanggung**  
**Menurut Kecamatan di Kabupaten Temanggung, 2020**

*Number of Managed Springs by Local Government Water Supply Company, 2020*

| No.         | Kecamatan/<br>District   | Nama Mata Air dan Lokasi Desa/<br>Springs Name and Location |              | Terpasang<br>(Ltr/Dtk) | Realisasi<br>(Ltr/Dtk) |
|-------------|--------------------------|-------------------------------------------------------------|--------------|------------------------|------------------------|
| 1           | 2                        | 3                                                           |              | 4                      | 5                      |
| 1           | Parakan                  | Semadu 1&2                                                  | Sunggingsari | 31,00                  | 27,75                  |
| 2           | Kledung                  | Sidandang                                                   | Tlahap       | 64,00                  | 55,25                  |
| 3           | Kledung                  | Si Gandul 1&2                                               | Tlahap       | 51,00                  | 25,83                  |
| 4           | Kledung                  | Tuk Sewu 1&2                                                | Kruwisan     | 40,00                  | 39,17                  |
| 5           | Kledung                  | Segaran                                                     | Canggal      | 16,00                  | 13,42                  |
| 6           | Bulu                     | Tuk Mulyo                                                   | Pandemulyo   | 55,00                  | 42,58                  |
| 7           | Bulu                     | Sucen 1,2,3                                                 | Gandurejo    | 11,00                  | 9,25                   |
| 8           | Bulu                     | Sekoyan 1&2                                                 | Gandurejo    | 13,00                  | 10,33                  |
| 9           | Bulu                     | Sebayan 1,2&Bojet                                           | Gandurejo    | 20,00                  | 7,08                   |
| 10          | Temanggung               | Pikatan                                                     | Mudal        | 32,00                  | 32,25                  |
| 11          | Selopampang              | Sedandang                                                   | Tanggulanom  | 17,00                  | 14,00                  |
| 12          | Pringsurat               | Tuk Bening                                                  | Klepu        | 30,00                  | 28,00                  |
| 13          | Pringsurat               | Ngasinan                                                    | Rejosari     | 21,00                  | 20,08                  |
| 14          | Pringsurat               | Sigedang & Mudal                                            | Karangwuni   | 10,00                  | 8,17                   |
| 15          | Ngadirejo                | Jumprit                                                     | Tegalrejo    | 60,00                  | 57,92                  |
| 16          | Ngadirejo                | Tempurung                                                   | Tegalrejo    | 12,00                  | 12,58                  |
| 17          | Ngadirejo                | Si Getuk                                                    | Pringapus    | 24,00                  | 15,00                  |
| 18          | Ngadirejo                | Tuk Areng                                                   | Dlimoyo      | 3,00                   | 1,00                   |
| 19          | Grabag<br>( Magelang )   | Pucung                                                      | Ngrancah     | 15,00                  | 8,00                   |
| 20          | Sumowono<br>( Semarang ) | Dempel                                                      | Candigaron   | 8,00                   | 5,83                   |
| 21          | Sumowono<br>( Semarang ) | Dempel                                                      | Candigaron   | 20,00                  | 10,25                  |
| Jumlah 2020 |                          |                                                             |              | 553,00                 | 443,74                 |
| 2019        |                          |                                                             |              | 537,02                 | 428,93                 |
| 2018        |                          |                                                             |              | 507,00                 | 414,01                 |
| 2017        |                          |                                                             |              | 507,00                 | 407,44                 |
| 2016        |                          |                                                             |              | 465,00                 | 388,37                 |

Sumber Data : PDAM Kabupaten Temanggung

Source : Local Water Company of Temanggung Regency



**Tabel / Table : 6.3.4.**  
**Banyaknya Penanganan Pengaduan Pelanggan**  
**PDAM Kabupaten Temanggung, 2020**  
*Number of Complained for Water Service in Temanggung Regency, 2020*

| Uraian/ Case                                               | Banyaknya<br>Pengaduan / Total<br>Complained | Selesai<br>Dilaksanakan /<br>Finished | Belum<br>Dilaksanakan /<br>Unfinished |    |
|------------------------------------------------------------|----------------------------------------------|---------------------------------------|---------------------------------------|----|
| (1)                                                        | (2)                                          | (3)                                   | (4)                                   |    |
| 1 Meter Air                                                |                                              |                                       |                                       |    |
| - Angka Meter hasil bacaan<br>(tidak sesuai /mati/lumutan) | 6                                            | 6                                     | 0                                     |    |
| - Pemakaian melonjak                                       | 93                                           | 92                                    | 1                                     |    |
| 2 Pipa Dinas dan Accessories<br>(plug krant/stap krant)    | 3 295                                        | 3 280                                 | 15                                    |    |
| 3 Aliran air mati / tidak lancar                           | 770                                          | 757                                   | 13                                    |    |
| 4 Pipa persil                                              | 33                                           | 33                                    | 0                                     |    |
| 5 Tarif                                                    | 5                                            | 5                                     | 0                                     |    |
| 6 Balik nama                                               | 29                                           | 29                                    | 0                                     |    |
| 7 Fire Hydrant                                             | 1                                            | 1                                     | 0                                     |    |
| 8 Valve                                                    | 7                                            | 7                                     | 0                                     |    |
| 9 Pipa Distribusi                                          | 153                                          | 153                                   | 0                                     |    |
| 10 Pipa Transmisi                                          | 20                                           | 20                                    | 0                                     |    |
| 11 Perubahan Tarif                                         | 3                                            | 3                                     | 0                                     |    |
| 12 Kesalahan Rekening                                      | 0                                            | 0                                     | 0                                     |    |
| Jumlah                                                     |                                              |                                       |                                       |    |
|                                                            | 2020                                         | 4 415                                 | 4 386                                 | 29 |
|                                                            | 2019                                         | 4 062                                 | 3 985                                 | 77 |
|                                                            | 2018                                         | 4 381                                 | 4 334                                 | 47 |
|                                                            | 2017                                         | 4 695                                 | 4 636                                 | 54 |
|                                                            | 2016                                         | 4 872                                 | 4 856                                 | 16 |

Sumber Data : PDAM Kabupaten Temanggung

Source : Local Water Company of Temanggung Regency

**Tabel / Table : 6.3.5**  
**Banyaknya Pengiriman Air dengan Mobil Tangki dan**  
**Nilainya Menurut Kategori Pengiriman**  
**di Kabupaten Temanggung, 2020**  
*Number of Water Shipment with Tank Cars and Their Value*  
*According to Shipping Categories in Temanggung Regency, 2020*

| Kategori Pelanggan/ <i>Categories of Customers</i>               | Banyaknya Tangki/<br><i>Number of Tanks</i> | Air Minum yang disalurkan Dengan Mobil<br>(yang dipakai/terpakai) |                                   |
|------------------------------------------------------------------|---------------------------------------------|-------------------------------------------------------------------|-----------------------------------|
|                                                                  |                                             | Banyaknya (M <sup>3</sup> )/<br><i>Volume</i>                     | Nilai (Ribu Rp.)/<br><i>Value</i> |
|                                                                  |                                             | (1)                                                               | (2)                               |
| 1. Penjualan                                                     | 95                                          | 420                                                               | 12 000                            |
| - Pelanggan<br>( <i>Rumah Tangga, Niaga</i> )                    | 82                                          | 365                                                               | 8 900                             |
| - Bukan Pelanggan<br>( <i>Rumah Tangga, Niaga dan Industri</i> ) | 7                                           | 28                                                                | 1 900                             |
| - Terminal Air                                                   | 6                                           | 27                                                                | 1 200                             |
| 2. Bantuan                                                       | 196                                         | 787                                                               | 0                                 |
| - Gangguan Aliran                                                | 196                                         | 787                                                               | 0                                 |
| - Kekeringan                                                     | 0                                           | 0                                                                 | 0                                 |
| - Lainnya                                                        | 0                                           | 0                                                                 | 0                                 |
| Jumlah                                                           | 291                                         | 1 207                                                             | 12 000                            |

Sumber Data : PDAM Kabupaten Temanggung  
Source : *Local Water Company of Temanggung Regency*

**Tabel / Table : 6.4.1**  
**Jumlah Penjualan Bahan Bakar**  
**Dirinci Per Bulan pada SPBU di Kabupaten Temanggung, 2020**  
*Number of Sales of Fuel Detailed Month at SPBU in Temanggung Regency, 2020*

| Bulan / Month                  | Bahan Bakar    |                  |                 |              |
|--------------------------------|----------------|------------------|-----------------|--------------|
|                                | Premium ( Ltr) | Pertalite ( Ltr) | Pertamax ( Ltr) | Solar ( Ltr) |
| (1)                            | (2)            | (3)              | (4)             | (5)          |
| 1. Januari/ <i>January</i>     | 689 907        | 4 002 214        | 702 540         | 1 984 957    |
| 2. Pebruari/ <i>February</i>   | 539 879        | 3 812 856        | 680 318         | 1 721 721    |
| 3. M a r e t/ <i>March</i>     | 568 642        | 4 338            | 537 465         | 1 994 878    |
| 4. April/ <i>April</i>         | 441 649        | 2 549 313        | 284 085         | 1 129 648    |
| 5. M e i/ <i>May</i>           | 744 918        | 3 694 233        | 417 404         | 1 012 142    |
| 6. J u n i/ <i>June</i>        | 413 026        | 3 224 057        | 401 859         | 1 444 536    |
| 7. J u l i/ <i>July</i>        | 407 572        | 3 598 677        | 437 501         | 1 609 945    |
| 8. Agustus/ <i>August</i>      | 297 896        | 3 750 698        | 389 314         | 1 800 284    |
| 9. September/ <i>September</i> | 95 727         | 428 305          | 120 953         | 291 649      |
| 10. Oktober/ <i>October</i>    | 75 430         | 1 960 331        | 159 096         | 290 533      |
| 11. Nopember/ <i>November</i>  | 306 127        | 3 648 799        | 373 035         | 1 119 111    |
| 12. Desember/ <i>December</i>  | 87 808         | 907 854          | 373 035         | 244 557      |
| Jumlah 2020                    | 4 668 581      | 31 581 675       | 4 876 606       | 14 643 961   |
| 2019                           | 7 053 556      | 40 504 191       | 4 268 431       | 20 700 851   |
| 2018                           | 762 470        | 2 772 906        | 431 962         | 15 897 555   |
| 2017                           | 196 736        | 0                | 0               | 177 657 670  |
| 2016                           | 196 736        | 0                | 0               | 177 657 670  |

Sumber Data : Dinas Koperasi, Usaha Kecil, Menengah, dan Perdagangan Kabupaten Temanggung  
Source : *Cooperative, Small Medium Enterprises, and Trade of Temanggung Regency*



**BAB VII**  
**TRANSPORTASI, HOTEL DAN PARIWISATA**  
*Transportation Hotel And Tourism*

**1. Transportasi**

Di Kabupaten Temanggung terdapat tiga penggolongan status jalan dimana masing-masing dikelola secara terpisah. Ketiganya adalah jalan nasional, jalan provinsi dan jalan kabupaten. Panjang jalan kabupaten sendiri adalah 650.476 km dengan kondisi jalan baik sebanyak 64,20 persen, sedang 19,12 persen, rusak ringan 11,71 persen dan rusak berat 3,83 persen. Berdasarkan jenis permukaannya, kondisi jalan di Kabupaten Temanggung sebagian besar sudah aspal yaitu sebesar 91,51 persen sedangkan yang paling sedikit adalah jalan dengan permukaan telford yaitu 7,28 km atau hanya 1,11 persen.

***Transportation***

*In Temanggung Regency there are three road status classifications, each of which is managed separately. The three are national roads, provincial roads and district roads. The length of the regency road alone is 650,476 km with 64.20 percent good road conditions, 19.12 percent is moderate, 11.71 percent is lightly damaged and 3.83 percent is heavily damaged. Based on the type of surface, road conditions in Temanggung Regency are mostly asphalt, which is 91.51 percent, while the least is the road with telford surface, which is 7.28 km or only 1.11 percent.*

**2. Kendaraan**

Pada 2020 jumlah kendaraan bermotor angkutan penumpang di Kabupaten Temanggung khususnya jenis bus kecil sebanyak 617 unit, bus sedang 249 unit dan bus besar 233 unit. Kapasitas bus kecil sampai dengan 12 penumpang, kapasitas bus sedang sampai dengan 16 penumpang dan kapasitas bus besar sampai dengan 55 penumpang. Tahun 2020 tidak terjadi

peningkatan jumlah bus sedang maupun besar, namun terjadi peningkatan di jumlah bus kecil sebanyak 4 unit. Jumlah rit bus yang masuk terminal Ngadirejo dan Temanggung tertinggi pada Bulan Januari. Dibandingkan dengan tahun 2019 jumlah rit bus yang masuk terminal mengalami penurunan menjadi sebesar 26.279 rit.

Jumlah pengujian kendaraan bermotor menurut jenisnya yaitu bus bukan umum sejumlah 123 unit, bus umum sejumlah 1.335 unit, mobil barang bukan umum sejumlah 13.301 unit dan mobil barang umum sejumlah 723 unit. Jenis kendaraan yang diuji pada tahun 2020 untuk bus bukan umum, mobil barang tidak umum dan mobil barang umum mengalami peningkatan sedangkan untuk bus umum mengalami penurunan. Jumlah kendaraan yang diuji paling banyak terjadi pada Bulan Januari 2020.

### **Vehicles**

*In 2020 the number of motorized passenger transport vehicles in Temanggung Regency, especially the type of small buses, was 617 units, medium buses were 249 units and large buses were 233 units. Small bus capacity up to 12 passengers, medium bus capacity up to 16 passengers and large bus capacity up to 55 passengers. In 2020 there was no increase in the number of medium or large buses, but an increase in the number of small buses by 8 units. The highest number of bus rides entering the Ngadirejo and Temanggung terminals in Januari. Compared to 2020, the number of bus terminals entering the terminal has been reduced to 26.279 rits.*

*The number of motorized vehicles testing by type is 123 units of non-public buses, 1,335 units of public buses, 13,296 units of non-public goods cars and 723 units of general goods cars. The types of vehicles tested in 2019 for non-public buses, non-public goods cars and public goods cars have increased while for public*

*buses decreased. The most number of vehicles tested occurred in January 2020.*

### **3. Hotel dan Pariwisata**

Banyaknya pengunjung obyek wisata di Kabupaten Temanggung pada 2020 mengalami penurunan sebesar 72.50 persen. Pendapatan yang diperoleh dari karcis masuk serta fasilitas obyek wisata sebesar Rp. 3.498.710.050 rupiah, terjadi penurunan yang sangat yaitu sebesar 96,43 persen dibandingkan tahun 2019.

Jumlah pengunjung Pikatan Waterpark tahun 2020 mengalami kenaikan sebesar 84,54 persen.

Data mengenai aktivitas sejumlah hotel di Kabupaten Temanggung pada tahun 2020, data ini merupakan data tahun 2019 karena data tahun 2020 tidak tersedia, tercatat untuk jumlah kamar tersedia sebesar 99.163 dengan jumlah untuk tepat tidur tersedia 194.835 jumlah malam tamu menginap tercatat sebesar 70.296. Rata-rata lama tamu menginap 1,10 malam.

#### ***Hotels and Tourism***

*The number of visitors to tourism objects in Temanggung Regency in 2020 increased by 72.50 percent. Revenues obtained from entry tickets and tourist facilities amount to 3,498,710,050 rupiah, an increase of 96.43 percent compared to 2020.*

*The number of visitors to Pikatan Waterpark in 2020 has increased by 84.54 percent.*

*Data of hotels activities at Temanggung Regency in 2020 this data is data for 2019 because 2020 data is not available, was recorded for the number of available rooms of 99,163 with the number of appropriate sleeping spaces available for 194,835 number of nights staying overnight at 70.296. The average length of stay is 1.10 nights.*

#### **4. Telekomunikasi**

Jumlah pelanggan telepon tercatat 10.429 pelanggan, meliputi pelanggan rumah tangga sebanyak 9.773, Dinas/Instansi/perusahaan sebanyak 634 pelanggan dan untuk pelanggan WIFI Corner sebanyak 22 titik/lokasi.

Kecamatan Temanggung dan Parakan merupakan kecamatan dengan pelanggan pesawat telepon terbanyak masing-masing 3.821 dan 2.403 pelanggan.

Aktifitas PT. POS selama tahun 2020 adalah melakukan pengiriman sebanyak 144.180 dan aktifitas penerimaan sebesar 260.044 sedangkan untuk lalu lintas wesel selama tahun 2020 untuk dalam negeri sebesar Rp. 6.478.137.579 dan untuk luar negeri sebesar Rp. 717.439.585.

##### ***Telecommunications***

*The number of telephone subscribers was recorded at 10,429 customers, including 9,773 household customers, 634 customers / Service / Agencies and 22 points / location for WIFI Corner customers.*

*Temanggung and Parakan Districts are the Districts with the highest number of telephone customers of 3,821 and 2,403 customers respectively.*

*PT. POS during 2020, the data displayed is 2020 data, which is sending as many as 144,180 and receiving activities as much as 260,044 while for domestic money order traffic in 2019 for Rp. 6,478,137,579 and for foreign countries Rp. 717,439,58.*



**Tabel / Table : 7.1.1**  
**Panjang Jalan Menurut Keadaan dan Status Jalan**  
**di Kabupaten Temanggung, 2019-2020**  
*Condition of Road in Temanggung Regency, 2019-2020*

| Keadaan Jalan<br><i>Road Condition</i>    | Status Jalan<br><i>Road Status</i> |               |                        |                |                       |                |
|-------------------------------------------|------------------------------------|---------------|------------------------|----------------|-----------------------|----------------|
|                                           | Jalan Nasional (km)                |               | Jalan Provinsi (km)    |                | Jalan Kabupaten (km)  |                |
|                                           | <i>National Road</i>               |               | <i>provincial Road</i> |                | <i>Regencial Road</i> |                |
|                                           | 2019                               | 2020          | 2019                   | 2020           | 2019                  | 2020           |
| (1)                                       | (2)                                | (3)           | (4)                    | (5)            | (6)                   | (7)            |
| <i>I. Jenis Permukaan/Road type</i>       |                                    |               |                        |                |                       |                |
| a. Daspal/asphalt                         | 47,644                             | 47,644        | 52,996                 | 52,996         | 643,196               | 595,256        |
| b. Beton/Concrete                         | 0,000                              | 0,000         | 0,000                  | 0,000          | 0,000                 | 47,94          |
| c. Telford/Telford                        | 0,000                              | 0,000         | 0,000                  | 0,000          | 7,280                 | 7,28           |
| d. Tanah/Soil                             | 0,000                              | 0,000         | 0,000                  | 0,000          | 0,000                 | 0,000          |
| <b>Jumlah I / Total I</b>                 | <b>47,644</b>                      | <b>47,644</b> | <b>52,996</b>          | <b>52,996</b>  | <b>650,476</b>        | <b>650,476</b> |
| <i>II. Kondisi jalan / Road Condition</i> |                                    |               |                        |                |                       |                |
| a. Baik/Good                              | 42,804                             | 45,544        | 32,666                 | 15,340         | 455,577               | 417,621        |
| b. Sedang/Medium                          | 4,840                              | 2,100         | 20,330                 | 22,046         | 123,439               | 124,426        |
| c. Rusak Ringan/Partly Broke              | 0,000                              | 0,000         | 0,000                  | 15,610         | 50,180                | 76,199         |
| d. Rusak berat/makadam/se                 | 0,000                              | 0,000         | 0,000                  | 0,000          | 21,280                | 24,95          |
| e. Telford/Tanah/made of s                | 0,000                              | 0,000         | 0,000                  | 0,000          | 0,000                 | 7,28           |
| <b>Jumlah II / Total II</b>               | <b>47,644</b>                      | <b>47,644</b> | <b>52,996</b>          | <b>52,996</b>  | <b>650,476</b>        | <b>650,476</b> |
| <i>III. Kelas Jalan/Road Classes</i>      |                                    |               |                        |                |                       |                |
| a. kelas I                                | 47,644                             | 47,644        | 0,000                  | 0,000          | 0,000                 | 0,000          |
| b. kelas II                               | 0,000                              | 0,000         | 0,000                  | 0,000          | 0,000                 | 0,000          |
| c. kelas III                              | 0,000                              | 0,000         | 52,966                 | 52,996         | 650,476               | 650,476        |
| <b>Jumlah / Total III</b>                 | <b>95,288</b>                      | <b>95,288</b> | <b>105,992</b>         | <b>105,992</b> | <b>650,476</b>        | <b>650,476</b> |

Sumber Data : Dinas Pekerjaan Umum dan Penataan Ruang Kabupaten Temanggung

Keterangan : \*) Perubahan Status Jalan dari Jalan Privinsi menjadi Jalan Kabupaten,SK Perubahan Jalan Sedang Dalam Proses

Source : *Public Work and Spatial Planning Service of Temanggung Regency*

Note: *Transformation of Road Level from District to Provincial Authority*

Tabel/Table 7.2.1

## Jumlah Pengujian Kendaraan Bermotor Menurut Jenisnya

Dirinci per Bulan di Kabupaten Temanggung, 2020

Number of Vehicle Inspection in Temanggung Regency, 2020

| Bulan / Month          | Mobil Bis<br>Bus         |                | Mobil Barang<br>Freight Car |                | Jumlah<br>Total |
|------------------------|--------------------------|----------------|-----------------------------|----------------|-----------------|
|                        | Bukan<br>Umum<br>Private | Umum<br>Public | Bukan<br>Umum<br>Private    | Umum<br>Public |                 |
| (1)                    | (2)                      | (3)            | (4)                         | (5)            | (6)             |
| 1. Januari/January     | 9                        | 147            | 1 414                       | 99             | 1 669           |
| 2. Pebruari/February   | 5                        | 145            | 1 129                       | 71             | 1 350           |
| 3. Maret/March         | 14                       | 101            | 1 024                       | 58             | 1 197           |
| 4. April/April         | 18                       | 74             | 1 029                       | 49             | 1 170           |
| 5. Mei/May             | 9                        | 129            | 1 165                       | 42             | 1 345           |
| 6. Juni/June           | 6                        | 72             | 699                         | 40             | 817             |
| 7. Juli/July           | 7                        | 109            | 1 040                       | 63             | 1 219           |
| 8. Agustus/August      | 10                       | 135            | 1 246                       | 73             | 1 464           |
| 9. September/September | 8                        | 110            | 1 096                       | 52             | 1 266           |
| 10. Oktober/October    | 16                       | 94             | 1 192                       | 59             | 1 361           |
| 11. November/November  | 14                       | 110            | 1 227                       | 54             | 1 405           |
| 12. Desember/December  | 7                        | 109            | 1 040                       | 63             | 1 219           |
| Jumlah/Total 2020      | 123                      | 1 335          | 13 301                      | 723            | 15 482          |
| 2019                   | 123                      | 1 335          | 13 296                      | 723            | 15 482          |
| 2018                   | 856                      | 1 391          | 13 915                      | 788            | 16 179          |
| 2017                   | 46                       | 1 584          | 13 312                      | 1 091          | 16 033          |
| 2016                   | 39                       | 1 696          | 13 355                      | 1 303          | 16 393          |

Sumber Data : Dinas Perhubungan Kabupaten Temanggung

Source: Transportation Board of Temanggung Regency

**Tabel/Table 7.2.2**  
**Jumlah Rit Bis Yang Masuk Terminal**  
**Dirinci per Bulan di Kabupaten Temanggung, 2020**  
*Number of Bus Rit in Temanggung Regency Bus Station, 2020*

| Bulan/<br>Month       | Terminal /<br>Terminal |         |           | Jumlah /<br>Total |
|-----------------------|------------------------|---------|-----------|-------------------|
|                       | Temanggung             | Parakan | Ngadirejo |                   |
| (1)                   | (2)                    | (3)     | (4)       | (5)               |
| 1. Januari/January    | 1615                   | -       | 2 852     | 4 467             |
| 2. Pebruari/February  | 1608                   | -       | 2 325     | 3 933             |
| 3. Maret/March        | 1482                   | -       | 992       | 2 474             |
| 4. April/April        | 450                    | -       | 682       | 1 132             |
| 5. Mei/May            | 415                    | -       | 620       | 1 035             |
| 6. Juni/June          | 601                    | -       | 837       | 1 438             |
| 7. Juli/July          | 750                    | -       | 961       | 1 711             |
| 8. Agustus/August     | 802                    | -       | 1 085     | 1 887             |
| 9. Semtember/Septe    | 707                    | -       | 1 364     | 2 071             |
| 10. Oktober/october   | 660                    | -       | 1 426     | 2 086             |
| 11. November/november | 623                    | -       | 1 612     | 2 235             |
| 12. Desember/December | 632                    | -       | 1 178     | 1 810             |
| Jumlah/Total 2020     | 10 345                 | -       | 15 934    | 26 279            |
| 2019                  | 55 976                 | -       | 96 664    | 96 664            |
| 2018                  | 82 149                 | -       | 43 507    | 202 827           |
| 2017                  | 80 633                 | -       | 41 320    | 197 553           |
| 2016                  | 77 988                 | -       | 38 668    | 189 672           |

Sumber Data : Dinas Perhubungan Kabupaten Temanggung  
 Sourch: *Transportation Board of Temanggung Regency*

**Tabel/Table 7.2.3**  
**Jumlah Kendaraan Bermotor Angkutan Penumpang**  
**Menurut Kecamatan di Kabupaten Temanggung, 2020**

*Number of Public Transport Vehicle in Temanggung Regency, 2020*

| Kecamatan/<br><i>District</i> | Jenis Kendaraan/<br><i>Type of Vehicle</i> |                                   |                                 |
|-------------------------------|--------------------------------------------|-----------------------------------|---------------------------------|
|                               | <i>Bus Kecil/<br/>Small Bus</i>            | <i>Bus Sedang/<br/>Medium Bus</i> | <i>Bus Besar/<br/>Large Bus</i> |
| (1)                           | (2)                                        | (4)                               | (6)                             |
| 1. Parakan                    | 77                                         | 62                                | 51                              |
| 2. Kledung                    | -                                          | 5                                 | -                               |
| 3. Bansari                    | -                                          | -                                 | -                               |
| 4. Bulu                       | 18                                         | -                                 | 2                               |
| 5. Temanggung                 | 153                                        | 78                                | 138                             |
| 6. Tlogomulyo                 | 26                                         | 7                                 | -                               |
| 7. Tembarak                   | 56                                         | -                                 | -                               |
| 8. Selopampang                | 11                                         | -                                 | -                               |
| 9. Kranggan                   | 14                                         | 27                                | 3                               |
| 10. Pringsurat                | 31                                         | -                                 | 15                              |
| 11. Kaloran                   | 25                                         | 3                                 | 3                               |
| 12. Kandangan                 | 55                                         | 7                                 | 5                               |
| 13. Kedu                      | 8                                          | 9                                 | 7                               |
| 14. Ngadirejo                 | 57                                         | 29                                | 3                               |
| 15. Jumo                      | 21                                         | 1                                 | -                               |
| 16. Gemawang                  | 33                                         | -                                 | -                               |
| 17. Candiroto                 | 32                                         | 21                                | 6                               |
| 18. Bejen                     | -                                          | -                                 | -                               |
| 19. Tretep                    | -                                          | -                                 | -                               |
| 20. Wonobojo                  | -                                          | -                                 | -                               |
| Jumlah/Total 2020             | 617                                        | 249                               | 233                             |
| 2019                          | 609                                        | 251                               | 237                             |
| 2018                          | 603                                        | 249                               | 237                             |
| 2017                          | 591                                        | 249                               | 237                             |
| 2016                          | 591                                        | 224                               | 206                             |

Sumber Data : Dinas Perhubungan Kabupaten Temanggung

Source: Transportation Board of Temanggung Regency

Keterangan : Angkota/Angkudes : Sampai dengan 12 penumpang

Bus Sedang : Sampai dengan 16 penumpang

Bus Besar : Sampai dengan 55 penumpang

Tabel / Table 7.2.4

**Jumlah Pengujian Kendaraan Bermotor Angkutan Barang  
Menurut Kecamatan di Kabupaten Temanggung, 2020**

*Number of Freight Car Inspection in Temanggung Regency, 2020*

| Kecamatan/<br><i>District</i> | Jenis Kendaraan /<br><i>Type of Vehicle</i> |                             | Jumlah /<br><i>Total</i> |
|-------------------------------|---------------------------------------------|-----------------------------|--------------------------|
|                               | Truk /<br><i>Truck</i>                      | Pick Up /<br><i>Pick Up</i> |                          |
| (1)                           | (2)                                         | (3)                         | (4)                      |
| 1. Parakan                    | 181                                         | 702                         | 883                      |
| 2. Kledung                    | 12                                          | 335                         | 347                      |
| 3. Bansari                    | 13                                          | 303                         | 316                      |
| 4. B u l u                    | 51                                          | 390                         | 441                      |
| 5. Temanggung                 | 309                                         | 1 007                       | 1 316                    |
| 6. Tlogomulyo                 | 33                                          | 295                         | 328                      |
| 7. Tembarak                   | 28                                          | 265                         | 293                      |
| 8. Selopampang                | 23                                          | 125                         | 148                      |
| 9. Kranggan                   | 149                                         | 397                         | 546                      |
| 10. Pringsurat                | 169                                         | 396                         | 565                      |
| 11. Kaloran                   | 94                                          | 246                         | 340                      |
| 12. Kandangan                 | 104                                         | 328                         | 432                      |
| 13. K e d u                   | 87                                          | 461                         | 548                      |
| 14. Ngadirejo                 | 54                                          | 548                         | 602                      |
| 15. J u m o                   | 25                                          | 175                         | 200                      |
| 16. Gemawang                  | 28                                          | 144                         | 172                      |
| 17. Candiroto                 | 19                                          | 207                         | 226                      |
| 18. Bejen                     | 18                                          | 92                          | 110                      |
| 19. Tretep                    | 4                                           | 76                          | 80                       |
| 20. Wonoboyo                  | 8                                           | 135                         | 143                      |
| Jumlah                        | 2020                                        | 1 409                       | 6 627                    |
|                               | 2019                                        | 3 714                       | 10 310                   |
|                               | 2018                                        | 3 714                       | 10 284                   |
|                               | 2017                                        | 2 809                       | 9 545                    |
|                               | 2016                                        | 3 088                       | 10 929                   |

Sumber Data : Dinas Perhubungan Kabupaten Temanggung

Source : *Transportation Board of Temanggung Regency*

**Tabel/Table 7.3.1**  
**Banyaknya Pengunjung Obyek Wisata Per Bulan**  
**di Kabupaten Temanggung, 2020**  
*Number of Local and foreign Tourist Visiting Temanggung Regency, 2020*

| Bulan/<br>Month        | Membayar /<br>Pay                 |                                 | Tidak Membayar / Free             |                                  | Jumlah<br>Total |
|------------------------|-----------------------------------|---------------------------------|-----------------------------------|----------------------------------|-----------------|
|                        | Wisnus /<br>Domestic<br>Travelers | Wisman/<br>Foreign<br>Travelers | Wisnus /<br>Domestic<br>Travelers | Wisman /<br>Foreign<br>Travelers |                 |
| (1)                    | (2)                               | (3)                             | (4)                               | (5)                              | (6)             |
| 1. Januari/January     | 64 133                            | 0                               | 20                                | 0                                | 64 153          |
| 2. Pebruari/February   | 37 898                            | 0                               | 20                                | 0                                | 37 918          |
| 3. Maret/March         | 19 096                            | 0                               | 0                                 | 0                                | 19 096          |
| 4. April/April         | 0                                 | 0                               | 0                                 | 0                                | 0               |
| 5. Mei/May             | 0                                 | 0                               | 0                                 | 0                                | 0               |
| 6. Juni/June           | 0                                 | 0                               | 0                                 | 0                                | 0               |
| 7. Juli/July           | 5 749                             | 0                               | 0                                 | 0                                | 5 749           |
| 8. Agustus/August      | 25 837                            | 0                               | 0                                 | 0                                | 25 837          |
| 9. September/September | 19 895                            | 0                               | 0                                 | 0                                | 19 895          |
| 10. Oktober/October    | 21 303                            | 0                               | 0                                 | 0                                | 21 303          |
| 11. Nopember/November  | 19 037                            | 0                               | 0                                 | 0                                | 19 037          |
| 12. Desember/December  | 10 896                            | 0                               | 0                                 | 0                                | 10 896          |
| Jumlah/Total 2020      | 223 844                           | 0                               | 40                                | 0                                | 223 884         |
| 2019                   | 713 989                           | 104                             | 0                                 | 0                                | 714 093         |
| 2018                   | 655 903                           | 161                             | 0                                 | 0                                | 656 064         |
| 2017                   | 494 037                           | 107                             | 978                               | 14                               | 495 136         |
| 2016                   | 399 074                           | 381                             | 0                                 | 0                                | 399 455         |

Sumber Data : Dinas Kebudayaan dan Pariwisata Kabupaten Temanggung

Source : Culture and Tourism Departement of Temanggung

Keterangan : \*)Mulai tahun 2004 ada peneanaan retribusi objek wisata posong

**Tabel/Table 7.3.2**  
**Pendapatan Obyek Wisata dari Karcis Masuk,**  
**Fasilitas dan Tempat Parkir di Kabupaten Temanggung, 2020**  
*Tourism Revenue in Temanggung Regency, 2020*

| <b>Bulan /<br/>Month</b> | <b>Pendapatan (dalam Rupiah) / Revenue</b> |                                                                                          | <b>Jumlah /<br/>Total</b> |
|--------------------------|--------------------------------------------|------------------------------------------------------------------------------------------|---------------------------|
|                          | <b>Karcis Masuk /<br/>Entrance Tickets</b> | <b>Fasilitas dan Parkir Obyek<br/>Wisata /<br/>Parking Facilities and<br/>Attactions</b> |                           |
| (1)                      |                                            | (3)                                                                                      | (4)                       |
| 1. Januari/January       | 906743650                                  | 0                                                                                        | 906 743 650               |
| 2. Pebruari/February     | 569034550                                  | 0                                                                                        | 569 034 550               |
| 3. Maret/March           | 260279850                                  | 0                                                                                        | 260 279 850               |
| 4. April/April           | 0                                          | 0                                                                                        | 0                         |
| 5. Mei/May               | 0                                          | 0                                                                                        | 0                         |
| 6. Juni/June             | 0                                          | 0                                                                                        | 0                         |
| 7. Juli/July             | 108246000                                  | 0                                                                                        | 108 246 000               |
| 8. Agustus/August        | 464312000                                  | 0                                                                                        | 464 312 000               |
| 9. September/September   | 297238000                                  | 0                                                                                        | 297 238 000               |
| 10. Oktober/October      | 349919000                                  | 0                                                                                        | 349 919 000               |
| 11. Nopember/November    | 316926000                                  | 0                                                                                        | 316 926 000               |
| 12. Desember/December    | 226011000                                  | 0                                                                                        | 226 011 000               |
| Jumlah/Total 2020        | 3 498 710 050                              | 0                                                                                        | 3 498 710 050             |
| 2019                     | 9 708 898 075                              | 39 230 500                                                                               | 97 748 128 575            |
| 2018                     | 8 975 812 210                              | 197 518 352                                                                              | 8 975 812 210             |
| 2017                     | 7 097 629 550                              | 197 518 352                                                                              | 7 480 769 502             |
| 2016                     | 4 146 309 423                              | 958 564 457                                                                              | 5 104 873 880             |

Sumber Data : Dinas Kebudayaan dan Pariwisata Kabupaten Temanggung

Source: Culture and Tourism Departement of Temanggung Regency

**Tabel/Table 7.3.3**  
**Banyaknya Pengunjung Pikatan Water park Temanggung**  
**Per Bulan di Kabupaten Temanggung, 2016-2020**  
*Temanggung Regency Pikatan Water Park Visitor on 2016-2020*

| Bulan / Month          | Tahun / Year |         |         |         |        |
|------------------------|--------------|---------|---------|---------|--------|
|                        | 2016         | 2017    | 2018    | 2019    | 2020   |
| (1)                    | (5)          | (6)     | (7)     | (8)     | (9)    |
| 1. Januari/January     | 23 253       | 19 426  | 20 038  | 16 097  | 16 961 |
| 2. Pebruari/February   | 13 197       | 13 675  | 13 795  | 11 639  | 10 461 |
| 3. Maret/March         | 15 657       | 21 799  | 22 395  | 17 064  | 6 431  |
| 4. April/April         | 17 157       | 17 376  | 21 576  | 20 970  | 0      |
| 5. Mei/May             | 24 827       | 32 346  | 29 374  | 18 380  | 0      |
| 6. Juni/June           | 17 417       | 13 426  | 35 364  | 30 691  | 0      |
| 7. Juli/July           | 34 991       | 28 439  | 20 161  | 16 285  | 0      |
| 8. Agustus/August      | 9 642        | 7 988   | 9 968   | 7 664   | 0      |
| 9. September/September | 14 187       | 14 609  | 20 248  | 17 100  | 0      |
| 10. Oktober/October    | 14 904       | 23 163  | 24 965  | 18 225  | 0      |
| 11. Nopember/November  | 13 011       | 12 283  | 17 868  | 14 959  | 0      |
| 12. Desember/December  | 26 519       | 26 814  | 31 919  | 29 956  | 0      |
| Jumlah/Total           | 224 762      | 231 344 | 267 671 | 219 030 | 33 853 |
| Rata-rata/Average      | 18 730       | 19 279  | 22 306  | 18 269  | 2 821  |

Sumber Data : PD. BHUMI PHALA WISATA

Source : Culture and Tourism Departement of Temanggung Regency

Keterangan : \*) Pengunjung adalah Wisatawan Domestik, untuk Wisatawan Mancanegara tidak ada



**Tabel/Table 7.4.1**  
**Aktifitas Sejumlah Hotel di Kabupaten Temanggung, 2020\*)**  
*Hotel Activities in Temanggung Regency, 2020*

| Bulan/Month                   | Jumlah Malam kamar Tersedia/<br><i>Room Nights Available</i> | Jumlah Malam Tempat Tidur Tersedia / <i>Bed Nights Available</i> | Jumlah Malam Kamar Terpakai /<br><i>Room Nights Used</i> | Jumlah Tamu Datang /<br><i>Number of Guests Coming</i> | Jumlah Malam Tamu / <i>The Number of Guests Nights</i> |
|-------------------------------|--------------------------------------------------------------|------------------------------------------------------------------|----------------------------------------------------------|--------------------------------------------------------|--------------------------------------------------------|
| (1)                           | (2)                                                          | (3)                                                              | (4)                                                      | (5)                                                    | (6)                                                    |
| 1. Januari/ <i>January</i>    | 8 494                                                        | 16 864                                                           | 2 422                                                    | 4 433                                                  | 4 861                                                  |
| 2. Pebruari/ <i>February</i>  | 7 672                                                        | 15 484                                                           | 2 745                                                    | 4 612                                                  | 5 606                                                  |
| 3. Maret/ <i>March</i>        | 8 463                                                        | 17 081                                                           | 2 895                                                    | 4 900                                                  | 5 850                                                  |
| 4. April/ <i>April</i>        | 8 190                                                        | 16 380                                                           | 2 672                                                    | 4 584                                                  | 5 316                                                  |
| 5. Mei/ <i>May</i>            | 8 401                                                        | 16 802                                                           | 2 030                                                    | 3 805                                                  | 4 273                                                  |
| 6. Juni/ <i>June</i>          | 8 130                                                        | 16 260                                                           | 3 266                                                    | 6 129                                                  | 6 507                                                  |
| 7. Juli/ <i>July</i>          | 8 044                                                        | 16 926                                                           | 3 110                                                    | 5 827                                                  | 6 067                                                  |
| 8. Agustus/ <i>August</i>     | 8 463                                                        | 16 926                                                           | 3 083                                                    | 5 784                                                  | 6 170                                                  |
| 9. September/ <i>Septembe</i> | 8 190                                                        | 16 380                                                           | 2 963                                                    | 5 474                                                  | 5 926                                                  |
| 10. Oktober/ <i>October</i>   | 8 463                                                        | 12 726                                                           | 3 191                                                    | 5 918                                                  | 6 362                                                  |
| 11. Nopember/ <i>Novemb</i>   | 8 190                                                        | 16 380                                                           | 3 135                                                    | 5 940                                                  | 6 270                                                  |
| 12. Desember/ <i>Decembe</i>  | 8 463                                                        | 16 626                                                           | 3 606                                                    | 6 752                                                  | 7 088                                                  |
| Jumlah/Total                  | 99 163                                                       | 194 835                                                          | 35 118                                                   | 64 158                                                 | 70 296                                                 |

Sumber Data : Badan Pusat Statistik Kabupaten Temanggung

Source : BPS - *Statistic of Temanggung Regency*

\*) Keterangan/ Note: Dari data sampel yang tersedia tahun 2019

**Tabel/Table 7.4.2**  
**Prosentase Hunian Kamar, Rata-rata Lama Tamu Menginap**  
**di Kabupaten Temanggung, 2020**

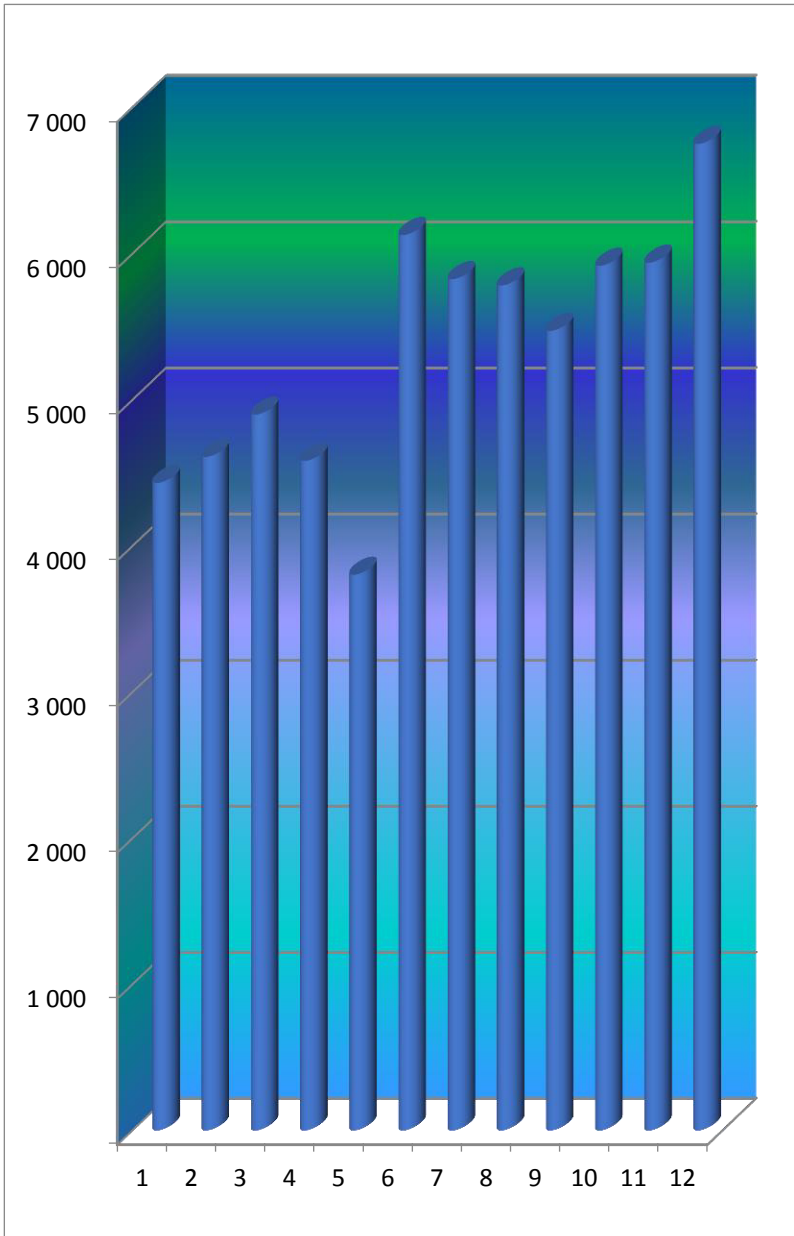
*Occupancy Percentage and Average Long Stay Hotel Guests in Temanggung Regency, 2020*

| Bulan/Month                    | Persentase <i>Penghunian</i> / Percentage Occupany |                  | Rata-rata Lama Tamu Menginap / <i>The Average Long-Stay Guests</i> |
|--------------------------------|----------------------------------------------------|------------------|--------------------------------------------------------------------|
|                                | Kamar Room                                         | Tempat Tidur Bed |                                                                    |
| (1)                            | (2)                                                | (3)              | (4)                                                                |
| 1. Januari/ <i>January</i>     | 28,24                                              | 28,24            | 1,12                                                               |
| 2. Pebruari/ <i>February</i>   | 26,15                                              | 26,23            | 1,53                                                               |
| 3. Maret/ <i>March</i>         | 13,03                                              | 13,03            | 1,14                                                               |
| 4. April/ <i>April</i>         | 7,64                                               | 7,64             | 1,01                                                               |
| 5. Mei/ <i>May</i>             | 5,99                                               | 5,99             | 1,01                                                               |
| 6. Juni/ <i>June</i>           | 9,39                                               | 9,39             | 1,00                                                               |
| 7. Juli/ <i>July</i>           | 13,34                                              | 13,33            | 1,01                                                               |
| 8. Agustus/ <i>August</i>      | 14,41                                              | 14,36            | 1,07                                                               |
| 9. September/ <i>September</i> | 15,19                                              | 15,19            | 1,12                                                               |
| 10. Oktober/ <i>October</i>    | 15,71                                              | 15,64            | 1,21                                                               |
| 11. Nopember/ <i>November</i>  | 18,51                                              | 18,46            | 1,19                                                               |
| 12. Desember/ <i>December</i>  | 23,31                                              | 23,25            | 1,31                                                               |
| Jumlah/Total                   | 15,89                                              | 15,88            | 1,17                                                               |

Sumber Data : Badan Pusat Statistik Kabupaten Temanggung

Source : BPS -Statistic of Temanggung Regency

**Grafik / Figure 7.1**  
**Jumlah Tamu yang Datang ke Hotel Di Kabupaten Temanggung, 2020**  
*Number of Hotel Guests in Temanggung Regency, 2020*



**Tabel/Table 7.5.1**  
**Banyaknya Pelanggan Telepon**  
**Menurut Kecamatan di Kabupaten Temanggung, 2020**  
*Number of Telephone Costumer in Temanggung regency, 2020*

| <b>Banyaknya Pelanggan / Customers</b> |                                 |                                                       |                    |  |
|----------------------------------------|---------------------------------|-------------------------------------------------------|--------------------|--|
| <b>Kecamatan / District</b>            | <b>Rumah Tangga / Household</b> | <b>Dinas /Instalasi/Perusahaan Departement/Agency</b> | <b>WIFI Corner</b> |  |
| (1)                                    | (2)                             | (3)                                                   | (4)                |  |
| 1. Parakan                             | 2 403                           | 82                                                    | 4                  |  |
| 2. Kledung                             | 96                              | 16                                                    | -                  |  |
| 3. Bansari                             | 45                              | 11                                                    | -                  |  |
| 4. Bulu                                | 204                             | 16                                                    | -                  |  |
| 5. Temanggung                          | 3 821                           | 237                                                   | 8                  |  |
| 6. Tlogomulyo                          | 398                             | 28                                                    | -                  |  |
| 7. Tembarak                            | 277                             | 29                                                    | -                  |  |
| 8. Selopampang                         | 278                             | 27                                                    | -                  |  |
| 9. Kranggan                            | 831                             | 42                                                    | -                  |  |
| 10. Pringsurat                         | 133                             | 21                                                    | -                  |  |
| 11. Kaloran                            | 195                             | 10                                                    | -                  |  |
| 12. Kandangan                          | 182                             | 21                                                    | -                  |  |
| 13. Kedu                               | 183                             | 23                                                    | 2                  |  |
| 14. Ngadirejo                          | 488                             | 26                                                    | -                  |  |
| 15. Jumo                               | 134                             | 18                                                    | 1                  |  |
| 16. Gemawang                           | 12                              | 4                                                     | -                  |  |
| 17. Candiroto                          | 34                              | 6                                                     | -                  |  |
| 18. Bejen                              | 25                              | 7                                                     | -                  |  |
| 19. Tretep                             | 16                              | 4                                                     | -                  |  |
| 20. Wonobojo                           | 18                              | 6                                                     | -                  |  |
| <hr/>                                  |                                 |                                                       |                    |  |
| Jumlah/Total 2020                      | 9 773                           | 634                                                   | 22                 |  |
| 2019                                   | 9 562                           | 531                                                   | 15                 |  |
| 2018                                   | 9 707                           | 563                                                   | 17                 |  |
| 2017                                   | 9 562                           | 531                                                   | 15                 |  |
| 2016                                   | 8 782                           | 468                                                   | 2                  |  |

Sumber Data : PT TELKOM Temanggung

Source: TELKOM Ltd of Temanggung Regency

**Tabel / Table 7.6.1**  
**Banyaknya Kantor Pos**  
**Menurut Kecamatan di Kabupaten Temanggung, 2020\*)**  
*Number of Post Office by District in Temanggung Regency, 2020\*)*

| Kecamatan / District | Kantor Pos / Post Office | Kantor Pos Pembantu / Branch Post Office |     |
|----------------------|--------------------------|------------------------------------------|-----|
|                      |                          | KPC                                      | LE  |
| (1)                  | (3)                      | (4)                                      | (5) |
| 1. Parakan           | -                        | 1                                        | -   |
| 2. Kledung           | -                        | -                                        | 1   |
| 3. Bansari           | -                        | -                                        | 1   |
| 4. Bulu              | -                        | -                                        | -   |
| 5. Temanggung        | 1                        | -                                        | -   |
| 6. Tlogomulyo        | -                        | -                                        | -   |
| 7. Tembarak          | -                        | 1                                        | -   |
| 8. Selopampang       | -                        | -                                        | 1   |
| 9. Kranggan          | -                        | 1                                        | -   |
| 10. Pringsurat       | -                        | 1                                        | -   |
| 11. Kaloramn         | -                        | 1                                        | -   |
| 12. Kandangan        | -                        | 1                                        | -   |
| 13. Kedu             | -                        | 1                                        | -   |
| 14. Ngadirejo        | -                        | 1                                        | -   |
| 15. Jumo             | -                        | -                                        | 1   |
| 16. Gamawang         | -                        | -                                        | -   |
| 17. Candirotto       | -                        | 1                                        | -   |
| 18. Bejen            | -                        | -                                        | -   |
| 19. Tretep           | -                        | -                                        | -   |
| 20. Wonoboyo         | -                        | -                                        | -   |
| Jumlah/ Total 2020   | 1                        | 9                                        | 4   |
| 2019                 | 1                        | 9                                        | 9   |
| 2018                 | 1                        | 9                                        | 9   |
| 2017                 | 1                        | 9                                        | 9   |
| 2016                 | 1                        | 9                                        | 9   |

Sumber Data : PT Pos Indonesia (Persoero) Cabang Temanggung

Source : Pos Indonesia Ltd Branch of Temanggung Regency

**Tabel/Table 7.6.2**  
**Data Oprasional Kantor Pos**  
**Kabupaten Temanggung, 2020**  
*Operational Data of Post Office Temanggung Regency, 2020*

| No. | Uraian /<br>Note                     | Kirim / Sent | Terima / Received |
|-----|--------------------------------------|--------------|-------------------|
| (1) | (2)                                  | (3)          | (4)               |
| 1.  | a. Biasa                             | 26 647       |                   |
|     | b. Kilat Khusus                      | 102 825      |                   |
|     | c. Expres                            | 13 818       |                   |
| 2.  | Dikirim Luar Negeri                  |              |                   |
|     | a. Biasa                             | 15           |                   |
|     | b. Udara                             | 121          |                   |
|     | c. EMS (Pos Kolat Khusus Luar Negeri | 754          |                   |
|     | Jumlah/ Total 2020                   | 144 180      |                   |
|     | 2019                                 | 60 472       | 260 044           |
|     | 2018                                 | 125 358      | 208 827           |
|     | 2017                                 | -            | -                 |
|     | 2016                                 | -            | -                 |

Sumber Daya : PT Pos Indonesia (Perseno) Cabang Temanggung

Source : Pos Indonesia Ltd Branch of Temanggung Regency

Tabel/table 7.6.3  
 Banyaknya Lalu Lintas Wesel Menurut Kecamatan  
 di Kabupaten Temanggung, 2020  
*The Number of Traffic Order by District in Temanggung Regency, 2020*

| No                 | Kantor Pos Pembantu/<br>Branch Post Office | Dikirim / Sent             |               |                          |               |                |
|--------------------|--------------------------------------------|----------------------------|---------------|--------------------------|---------------|----------------|
|                    |                                            | Dalam Negeri/Domestic Mail |               | Luar Negeri/Foreign Mail |               |                |
|                    |                                            | Volume/<br>Volume          | Nilai / Value | Volume/<br>Volume        | Nilai / Value |                |
| (1)                | (2)                                        | (3)                        | (5)           | (7)                      | (9)           |                |
| 1                  | Parakan                                    | 437                        | 486 598 625   | 21                       | 134 809 205   |                |
| 2                  | Kledung                                    | -                          | -             | -                        | -             |                |
| 3                  | Bansari                                    | 4                          | 2 424 000     | -                        | -             |                |
| 4                  | Bulu                                       | 24                         | 5 976 000     | -                        | -             |                |
| 5                  | Temanggung                                 | 8 011                      | 3 029 092 589 | 86                       | 542 307 480   |                |
| 6                  | Tlogomulyo                                 | -                          | -             | -                        | -             |                |
| 7                  | Tembarak                                   | 86                         | 141 470 000   | -                        | -             |                |
| 8                  | Selopampang                                | 9                          | 7 351 000     | -                        | -             |                |
| 9                  | Kranggan                                   | 206                        | 234 572 000   | -                        | -             |                |
| 10                 | Pringsurat                                 | 146                        | 207 542 578   | -                        | -             |                |
| 11                 | Kaloran                                    | 182                        | 342 038 500   | -                        | -             |                |
| 12                 | Kandangan                                  | 244                        | 273 726 100   | -                        | -             |                |
| 13                 | Kedu                                       | 174                        | 186 124 000   | -                        | -             |                |
| 14                 | Ngadirejo                                  | 437                        | 1 246 670 837 | 6                        | 35 085 400    |                |
| 15                 | Jumo                                       | -                          | -             | -                        | -             |                |
| 16                 | Gemawang                                   | -                          | -             | -                        | -             |                |
| 17                 | Candiroto                                  | 176                        | 314 551 350   | 3                        | 5 237 500     |                |
| 18                 | Bejen                                      | -                          | -             | -                        | -             |                |
| 19                 | Tretep                                     | -                          | -             | -                        | -             |                |
| 20                 | Wonobojo                                   | -                          | -             | -                        | -             |                |
| Jumlah/ Total 2020 |                                            | 10 136                     | 6 478 137 579 | 116                      | 717 439 585   |                |
|                    |                                            | 2019                       | 5 903         | 9 775 895 592            | 13487         | 31 675 622 679 |
|                    |                                            | 2018                       | 8 014         | 10 570 144 089           | 148           | 842 749 539    |
|                    |                                            | 2017                       | 8 014         | 10 570 144 089           | 148           | 1 426 278 119  |
|                    |                                            | 2016                       | 8 677         | 11 592 893 348           | 91            | 365 808 414    |

Sumber Data : PT Pos Indonesia (Persero) Cabang Temanggung

Source : Pos Indonesia Ltd Branch of Temanggung Regency

**Tabel/Table 7.6.4**  
**Banyaknya Lalu Lintas Pos Udara yang Dikirim dan Diterima dari Dalam dan Luar Negeri**  
**Menurut Kecamatan di Kabupaten Temanggung, 2020\***  
*The Number of Airmail Traffic in Temanggung Regency, 2020\**

| No                 | Kantor Pos Pembantu/<br>Branch Post Office | Dikirim/Sent                 |                          |                             |                          | Diterima / Received          |                          |                             |                          |
|--------------------|--------------------------------------------|------------------------------|--------------------------|-----------------------------|--------------------------|------------------------------|--------------------------|-----------------------------|--------------------------|
|                    |                                            | Dalam Negeri / Domestic Mail |                          | Luar Negeri / Overseas Mail |                          | Dalam Negeri / Domestic Mail |                          | Luar Negeri / Overseas Mail |                          |
|                    |                                            | Surat Pos/<br>Postal Mail    | Kartu Pos /<br>Post Card | Surat Pos/<br>Postal Mail   | Kartu Pos /<br>Post Card | Surat Pos /<br>Postal Mail   | Kartu Pos /<br>Post Card | Surat Pos/<br>Postal Mail   | Kartu Pos /<br>Post Card |
| (1)                | (2)                                        | (3)                          | (4)                      | (5)                         | (6)                      | (7)                          | (8)                      | (9)                         | (10)                     |
| 1                  | Parakan                                    | 12 123                       | 12                       | 166                         | 19 995                   | -                            | 37                       | 140                         | -                        |
| 2                  | Kledung                                    | 340                          | -                        | 3                           | -                        | -                            | -                        | -                           | -                        |
| 3                  | Bansari                                    | 227                          | -                        | 4                           | -                        | -                            | -                        | -                           | -                        |
| 4                  | Bulu                                       | 299                          | -                        | 1                           | -                        | -                            | -                        | -                           | -                        |
| 5                  | Temanggung                                 | 90 563                       | 389                      | 390                         | 55 036                   | 25                           | 375                      | 422                         | 30                       |
| 6                  | Tlogomulyo                                 | 91                           | -                        | -                           | -                        | -                            | -                        | -                           | -                        |
| 7                  | Tembarak                                   | 1 242                        | -                        | 6                           | 5 895                    | -                            | -                        | 37                          | -                        |
| 8                  | Selopampang                                | 314                          | -                        | -                           | -                        | -                            | -                        | -                           | -                        |
| 9                  | Kranggan                                   | 4 436                        | -                        | 40                          | 12 136                   | -                            | -                        | 36                          | -                        |
| 10                 | Pringsurat                                 | 2 228                        | -                        | 9                           | 4 431                    | -                            | -                        | -                           | -                        |
| 11                 | Kaloran                                    | 1 097                        | -                        | 4                           | 5 727                    | -                            | 7                        | 32                          | -                        |
| 12                 | kandangan                                  | 1 621                        | -                        | 35                          | 6 308                    | -                            | -                        | -                           | -                        |
| 13                 | Kedu                                       | 3 953                        | -                        | 27                          | 10 462                   | -                            | 12                       | 151                         | -                        |
| 14                 | Ngadirejo                                  | 6 293                        | 5                        | 55                          | 12 905                   | -                            | 15                       | 71                          | -                        |
| 15                 | Jumo                                       | 245                          | -                        | -                           | -                        | -                            | -                        | -                           | -                        |
| 16                 | Gemawang                                   | -                            | -                        | -                           | -                        | -                            | -                        | -                           | -                        |
| 17                 | Candiroto                                  | 2 268                        | -                        | 28                          | 12 023                   | -                            | -                        | 9                           | -                        |
| 18                 | Bejen                                      | 205                          | -                        | -                           | -                        | -                            | -                        | -                           | -                        |
| 19                 | Tretep                                     | 104                          | -                        | -                           | -                        | -                            | -                        | -                           | -                        |
| 20                 | Wonobojo                                   | 112                          | -                        | -                           | -                        | -                            | -                        | -                           | -                        |
| Jumlah/ Total 2020 |                                            | 127 761                      | 406                      | 768                         | 144 918                  | 25                           | 446                      | 898                         | 30                       |
| 2019               |                                            | 76 209                       | 527                      | 512                         | 128 979                  | -                            | 455                      | 1 058                       | -                        |
| 2018               |                                            | 127 761                      | 406                      | 768                         | 144 918                  | 25                           | 446                      | 898                         | 30                       |
| 2017               |                                            | 93 130                       | 406                      | 768                         | 144 918                  | 446                          | 446                      | 896                         | 30                       |
| 2016               |                                            | 127 761                      | -                        | 336                         | 127 761                  | -                            | -                        | -                           | -                        |

Sumber Data : PT Pos Indonesia ( Persero) Cabang Temanggung  
Source : Pos Indonesia Ltd Branch of Temanggung Regency



**Tabel/Table 7.6.5**  
**Banyaknya Lalu Lintas Paket Pos yang Dikirim dan Diterima dari dalam dan Luar Negeri**  
**Menurut Kecamatan di Kabupaten Temanggung, 2020\*)**

*The Number of Post Packet Traffic in Temanggung Regency, 2020\*)*

| No                 | Kantor Pos<br>Pembantu/<br>Branch Post<br>Office | Dikirim / Sent             |                          |                   | Diterima / Received        |                          |                   |
|--------------------|--------------------------------------------------|----------------------------|--------------------------|-------------------|----------------------------|--------------------------|-------------------|
|                    |                                                  | Dalam Negeri<br>/ Domestic | Luar Negeri /<br>Foreign | Jumlah /<br>Total | Dalam Negeri<br>/ Domestic | Luar Negeri /<br>Foreign | Jumlah /<br>Total |
| (1)                | (2)                                              | (3)                        | (4)                      | (5)               | (6)                        | (7)                      | (8)               |
| 1                  | Parakan                                          | 8 206                      | 9                        | 8 215             | 893                        | 4                        | 897               |
| 2                  | Kledung                                          | -                          | -                        | -                 | -                          | -                        | -                 |
| 3                  | Bansari                                          | 163                        | -                        | 163               | -                          | -                        | -                 |
| 4                  | Bulu                                             | 97                         | -                        | 97                | -                          | -                        | -                 |
| 5                  | Temanggung                                       | 25 231                     | 19                       | 25 250            | 2 780                      | 215                      | 2 995             |
| 6                  | Tlogomulyo                                       | -                          | -                        | -                 | -                          | -                        | -                 |
| 7                  | Tembarak                                         | 435                        | 3                        | 438               | 418                        | 25                       | 443               |
| 8                  | Selopampang                                      | 273                        | -                        | 273               | -                          | -                        | -                 |
| 9                  | Kranggan                                         | 677                        | 4                        | 681               | 540                        | 1                        | 541               |
| 10                 | Pringsurat                                       | 1 024                      | 1                        | 1 025             | -                          | -                        | 475               |
| 11                 | Kaloran                                          | 1 104                      | 3                        | 1 107             | 335                        | -                        | 335               |
| 12                 | kandangan                                        | 2 921                      | 5                        | 2 926             | -                          | -                        | 471               |
| 13                 | Kedu                                             | 2 011                      | -                        | 2 011             | -                          | -                        | -                 |
| 14                 | Ngadirejo                                        | 6 059                      | 11                       | 6 070             | 598                        | -                        | 598               |
| 15                 | Jumo                                             | 814                        | -                        | 814               | 779                        | -                        | 779               |
| 16                 | Gemawang                                         | -                          | -                        | -                 | -                          | -                        | -                 |
| 17                 | Candiroto                                        | 2 685                      | -                        | 2 685             | 397                        | -                        | 397               |
| 18                 | Bejen                                            | -                          | -                        | -                 | -                          | -                        | -                 |
| 19                 | Tretep                                           | -                          | -                        | -                 | -                          | -                        | -                 |
| 20                 | Wonoboyo                                         | -                          | -                        | -                 | -                          | -                        | -                 |
| Jumlah/ Total 2020 |                                                  | 51 700                     | 55                       | 51 755            | 7 686                      | 245                      | 7 931             |
|                    |                                                  | 2019                       | 78                       | 22 867            | 62 542                     | 280                      | 62 822            |
|                    |                                                  | 2018                       | 78                       | 22 867            | 62 542                     | 280                      | 62 822            |
|                    |                                                  | 2017                       | 730                      | 10 551            | 10 551                     | -                        | 10 551            |
|                    |                                                  | 2016                       | -                        | -                 | -                          | -                        | -                 |

Sumber Data : PT Pos Indonesia (Persero) Cabang Temanggung

Source : Pos Indonesia Ltd Branch of Temanggung Regency

\*) : Data Tahun 2018



**BAB VIII**  
**KEUANGAN DAN HARGA-HARGA**  
*Finance and Prices*

**1. Keuangan Daerah**

Realisasi pendapatan Kabupaten Temanggung tahun 2020 terhitung sebesar Rp. 1.830.848.453.347,- terdiri dari pendapatan asli daerah sebesar Rp. 307.488.084.365,- transfer pemerintah pusat-dana perimbangan sebesar Rp. 1.046.567.778.773,-, transfer pemerintah pusat lainnya Rp. 304.193.321.000,-, transfer pemerintah provinsi Rp. 100.820.879.209,- dan lain-lain pendapatan yang sah sebesar Rp. 71.778.390.000,-. Secara presentase tansfer pemerintah pusat-dana perimbangan memberikan kontribusi terbesar dari total penerimaan yaitu sebesar 57,16 persen, kemudian diikuti Pendapatan Asli Daerah 16,79 persen, transfer pemerintah pusat lainnya 16,61 persen, transfer pemerintah provinsi 5,51 persen dan lain-lain pendapatan yang sah 3,9 persen. Pendapatan tersebut digunakan untuk belanja daerah yang realisasinya sebesar Rp. 1.783.204.949.098,-. Kalau diperhitungkan antara pendapatan dengan belanja daerah maka terjadi surplus keuangan sebesar Rp. 47.643.504.249,-.

Penerimaan pembiayaan daerah untuk tahun 2020 yaitu Rp. 124.692.881.503,- yang terdiri dari penerimaan sisa perhitungan anggaran tahun lalu sebesar Rp. 123.395.072.830,-, penerimaan kembali pemberian belanja sebesar Rp. 50.489.211,-, dan penerimaan pihak ketiga (retensi) Rp. 1.247.319.462,-. Anggaran pembiayaan daerah tersebut digunakan sebagian untuk membiayai penyertaan investasi pemerintah daerah yaitu sebesar Rp. 4.171.840.542,- dan pengeluaran pihak ketiga (retensi) Rp. 5.716.336.105,-. Terdapat sisa pembiayaan netto sebesar Rp. 114.804.704.856,-.

**Regional Finance**

*The realization of Temanggung Regency's revenue in 2020 was calculated at 1,830,789,907,558 rupiahs, consisting of local revenue of 307,431,698,576 rupiahs, central government transfer-balancing fund of 1,046,567,778,773 rupiahs other central government transfers 304,193,321,000 rupiahs, provincial government transfer 100,820,879,209 rupiahs and other legitimate income of 71,778,390,000,- rupiahs. In terms of percentage transfers from the central government to balancing funds, the largest contribution from total revenue was 57.16 percent, followed by Regional Original Revenues 16.79 percent, other central government transfers 16.61 percent, provincial government transfers 5.51 percent and other legitimate income 3.9 percent. The income is used for regional expenditures whose realization is 1,783,204,949,098,- rupiahs. If it is calculated between regional income and expenditure, there is a financial surplus of 47,643,504,249,- rupiahs.*

*Regional financing receipts for 2020 are 124,692,881,503,- rupiahs which consists of the remaining revenue from last year's budget calculation of 123,395,072,830,- rupiahs, the receipt of the return of the expenditure of 50,489,211,- rupiahs, and third party receipts (retention) of 1,247,319,462,- rupiahs. The regional financing budget is used partly to finance the regional government's investment in the amount of 4,171,840,542,- rupiahs and third party*

expenses (retention) 5,716,336,105,- rupiahs. There is a remaining net financing of 114,804,704,856,- rupiahs.

## **2. Penerimaan Pajak**

Penerimaan pajak penghasilan (PPh) di Kabupaten Temanggung tahun 2020 sebesar Rp. 218.458.100.402, pajak pertambahan nilai dan barang mewah sebesar Rp. 332.422.495.104, serta pajak lainnya sebesar Rp. 7.519.545.610,. Penerimaan pajak kendaraan bermotor sebesar Rp. 69.194.035.000, dan penerimaan bea balik nama kendaraan bermotor sebesar Rp. 30.982.194.500 yang terdiri dari penerimaan bea balik nama kendaraan BBNKB I sebesar Rp. 29.339.890.500 dan BNNKB II Rp. 1.642.304.000.

### **Income tax**

*Income tax (PPh) in Temanggung Regency in 2020 amounted to 218,458,100,402 rupiahs, value added tax and luxury goods totaling 332,422,495,104 rupiahs, and other taxes totaling 7,519,545,610 rupiahs. Motor vehicle tax revenue amounting to 69,194,035,000 rupiahs, the receipt of the transfer fee for motor vehicle names is 30,982,194,500 rupiahs, for receipt of vehicle transfer fees BNNKB I is 29,339,890,500 rupiahs and BNNKB II 1,642,304,000 rupiahs.*

## **3. Koperasi**

Koperasi di Kabupaten Temanggung tahun 2020 adalah sebanyak 637 unit, terdiri dari 22 jenis koperasi. Dibandingkan tahun sebelumnya terdapat kenaikan jumlah koperasi sebanyak 28 unit atau 4,51 persen. Jumlah koperasi paling banyak di Kecamatan Temanggung yaitu sejumlah 200 unit koperasi dan yang paling sedikit di Kecamatan Wonobojo dengan 7 unit koperasi.

Banyaknya anggota koperasi sejumlah 99.908 orang anggota. Koperasi dengan keanggotaan terbanyak adalah koperasi simpan pinjam yaitu 33.071 orang, koperasi serba usaha 29.564 orang dan KUD sebanyak 27.867 orang.

Modal koperasi di tahun 2020 mengalami penurunan yang sangat signifikan baik modal sendiri maupun modal luar. Besaran modal koperasi yang berasal dari modal sendiri adalah sebesar Rp. 143.865.111.000 sedangkan modal luar sebesar Rp. 32.128.418.000.

Volume usaha koperasi tahun 2020 yaitu sebesar Rp. 274.365.884.000, dengan volume usaha terbesar di KPRI sebesar Rp. 98.095.685.000, sedangkan volume usaha terkecil di koperasi pertanian yaitu sejumlah Rp. 7.650.000.

### **Cooperatives**

*The number of cooperatives in Temanggung district in 2020 was 637 units, consisting of 22 types of cooperatives. Compared to the previous year there was an increase in the number of cooperatives by 28 units or 4.51 percent. The most number of cooperatives in Temanggung Subdistrict and the fewest in Wonobojo Districts.*

*The number of cooperative members is 99,908 members. The cooperatives with the most membership are savings and loan cooperatives with 33,071 people, multi-business cooperatives with 29,564 people and KUD members with 27,867 people.*

*Cooperative capital in 2020 experienced a very significant decline both in own and external capital. The amount of cooperative capital originating from own capital is 143,865,111,000 rupiahs while outside capital is 32,128,418,000 rupiahs.*

*The volume of cooperative businesses in 2020 is 274,365,884,000 rupiahs, with the largest business volume in KPRI is of Rp. 98,095,685,000, while the smallest business volume in agricultural cooperatives is Rp. 7,650,000.*

#### **4. Perijinan**

Menampilkan jumlah ijin yang sesuai dengan SK yaitu 6.575 yang sesuai dengan SK Terbit dan 6.092 yang sesuai dengan SK terkait sesuai SOP. Mulai Tahun 2020 ada layanan menggunakan OSS (*One Single Submission*) atau Perijinan Satu Pintu. Sistem OSS secara sederhana adalah perijinan yang dikenakan retribusi dan Non OSS adalah sistem perijinan yang tidak dikenakan retribusi.

#### ***Licensing***

*Showing the number of permits that are in accordance with the Decree, namely 6,575, which is in accordance with the Decree issued and 6,092 in accordance with the relevant SK according to SOP. Starting in 2020 there are services using OSS (One Single Submission) or OSS (One Door Licensing). System which is simply a license that is subject to a retribution and Non OSS is a licensing system that is not subject to a retribution.*

#### **5. Harga-Harga**

Stabilitas kegiatan perekonomian suatu daerah dapat dilihat dari tingkat kestabilan harga-harga barang/jasa di daerah tersebut. Untuk mengukur tingkat kestabilan harga komoditas barang/jasa secara umum digunakan angka inflasi yang menggambarkan perkembangan harga dari waktu ke waktu dan dalam ruang lingkup tertentu.

Mulai tahun 2020 perhitungan inflasi dan indeks harga konsumen tidak lagi dilakukan oleh BPS Kabupaten Temanggung. Namun dilihat dari perkembangan inflasi dalam kurun waktu lima tahun terakhir terlihat bahwa inflasi di Kabupaten Temanggung mengalami fluktuasi. Inflasi tertinggi terjadi pada tahun 2015 yaitu di angka 6,1 persen dan terendah pada tahun 2016 dengan angka 2,42 persen. Untuk tahun 2017 sampai dengan 2019 angka inflasi tidak mengalami perubahan yang signifikan.

#### ***Prices***

*The stability of the economic activities of a region can be seen from the level of stability of the prices of goods / services in the area, In order to measure the level of price stability of*

*commodity / service commodities in general, inflation rates are used which describe price developments over time and within a certain scope.*

*Starting in 2020, the calculation of inflation and the consumer price index is no longer carried out by the BPS of Temanggung Regency. However, seen from the development of inflation in the last five years, it can be seen that inflation in Temanggung Regency has fluctuated. The highest inflation occurred in 2015 at 6.1 percent and the lowest in 2016 with 2.42 percent. For 2017 to 2019 the inflation rate has not changed significantly.*

**Tabel / Table : 8.1.1.**  
**Realisasi Pendapatan dan Belanja Kabupaten Temanggung**  
**Tahun Anggaran 2020**  
*Temanggung Regency Revenue in 2020*

| Jenis Pendapatan/ <i>Type of Income</i>                                                                                                                        | Jumlah/ <i>Total</i>     |
|----------------------------------------------------------------------------------------------------------------------------------------------------------------|--------------------------|
|                                                                                                                                                                | ( Rp )                   |
| (1)                                                                                                                                                            | (2)                      |
| <b>I Pendapatan/ <i>Revenue</i></b>                                                                                                                            | <b>1 830 848 453 347</b> |
| <b>A. Pendapatan Asli Daerah/ <i>Original Local Government Revenue</i></b>                                                                                     | <b>307 488 084 365</b>   |
| 1. Pajak Daerah/ <i>Local Taxes</i>                                                                                                                            | 47 887 604 813           |
| 2. Retribusi Daerah/ <i>Rebtributions</i>                                                                                                                      | 8 436 169 882            |
| 3. Hasil Pengelolaan Kekayaan Daerah yang dipisahkan/<br><i>Income of Regional Government Corporate and Management of Separated Regional Government Wealth</i> | 18 800 858 165           |
| 4. Lain-lain Pendapatan Asli Daerah Yang Sah/ <i>Other Original Local Government Revenue</i>                                                                   | 232 363 451 505          |
| <b>B. Transfer Pemerintah Pusat - Dana Perimbangan/<br/><i>Central Government Transfer - Balanced Budget</i></b>                                               | <b>1 046 567 778 773</b> |
| 1. Bagian Hasil Pajak / <i>Tax Sharing</i>                                                                                                                     | 51 081 093 306           |
| 2. Bagian Hasil Bukan Pajak/SDA/ <i>Non Tax/ Natural Resources Sharing</i>                                                                                     | 1 799 603 249            |
| 3. Dana Alokasi Umum/ <i>General Allocation Funds</i>                                                                                                          | 762 027 309 000          |
| 4. Dana Alokasi Khusus/ <i>Special Allocation Funds</i>                                                                                                        | 231 659 773 218          |
| <b>C. Transfer Pemerintah Pusat Lainnya / <i>Other Central Government Transfer</i></b>                                                                         | <b>304 193 321 000</b>   |
| 1. Dana Penyesuaian dan Otonomi Khusus                                                                                                                         | 56 311 496 000           |
| 2. Dana Desa                                                                                                                                                   | 247 881 825 000          |
| <b>D. Transfer Pemerintah Provinsi / <i>Provincial Government Transfer</i></b>                                                                                 | <b>100 820 879 209</b>   |
| 1. Bagi Hasil Pajak/Retribusi Pemerintahan Provinsi atau Pemerintah Daerah Lainnya/ <i>Tax Sharing from Province and Other Local Governments</i>               | 94 165 118 971           |
| 2. Bantuan Keuangan Pemerintah Provinsi/Pemerintah                                                                                                             | 6 655 760 238            |
| <b>E. Lain-lain Pendapatan Yang sah/ <i>Other Legal Revenue</i></b>                                                                                            | <b>71 778 390 000</b>    |
| 1. Hibah dari Pemerintah Pusat                                                                                                                                 | 71 776 230 000           |
| 2. Hibah dari Badan/Lembaga/Organisasi Swasta Dalam Negeri                                                                                                     | 2 160 000                |

Sumber Data : BPKPAD Kabupaten Temanggung

Source : *Finance, Income and Asset Management Service of Temanggung Regency*

\*) *Data audited/ Audited Data*

Tabel / Table : 8.1.1. Lanjutan / Continued

| Jenis Belanja/ <i>Kinds of Expenditures</i>                                                    | Jumlah / <i>Total</i><br>Rp. |
|------------------------------------------------------------------------------------------------|------------------------------|
| (1)                                                                                            | (2)                          |
| <b>II. Belanja Daerah</b>                                                                      | <b>1 783 204 949 098</b>     |
| <b>A. Belanja Operasi / <i>Operation Expenditure</i></b>                                       | <b>1 214 876 493 815</b>     |
| 1. Belanja Pegawai/ <i>Personnel Expenditure</i>                                               | 793 949 423 939              |
| 2. Belanja Barang dan Jasa/ <i>Goods and Services Expenditure</i>                              | 344 955 640 184              |
| 3. Belanja Hibah/ <i>Grant</i>                                                                 | 68 809 177 692               |
| 4. Belanja Bantuan Sosial/ <i>Social Expenditure</i>                                           | 7 162 252 000                |
| <b>B. Belanja Modal/ <i>Capital Expenditure</i></b>                                            | <b>102 083 054 523</b>       |
| 1. Belanja Tanah / <i>Land Expenditure</i>                                                     | 93 448 300                   |
| 2. Belanja Peralatan dan Mesin / <i>Equipment and machinery Expenditure</i>                    | 53 450 025 247               |
| 3. Belanja Gedung dan Bangunan / <i>Buildings Expenditure</i>                                  | 27 845 990 607               |
| 4. Belanja Jalan, Irigasi dan Jaringan / <i>Roads, Irrigation and Network Expenditure</i>      | 14 746 387 201               |
| 5. Belanja Aset Tetap Lainnya / <i>Other Fixed Assets Expenditure</i>                          | 5 947 203 168                |
| <b>C. Belanja Tak Terduga / <i>Unexpected Expenditure</i></b>                                  | <b>49 958 164 113</b>        |
| 1. Belanja Tidak Terduga / <i>Unexpected Expenditure</i>                                       | 49 958 164 113               |
| <b>D. Belanja Transfer/Bagi Hasil ke Pem. Desa/Kelurahan</b>                                   | <b>6 484 504 647</b>         |
| 1. Bagi Hasil Pajak / <i>Tax Revenue Share</i>                                                 | 4 810 600 000                |
| 2. Bagi Hasil Retribusi / <i>Retribution Revenue Share</i>                                     | 1 673 904 647                |
| <b>E. Belanja Bantuan ke Pem. Desa/Kelurahan</b>                                               | <b>409 802 732 000</b>       |
| 1. Bantuan Kepada Pemerintah Daerah/ Pem. Desa Lainnya / <i>Assistance to Local Government</i> | 409 802 732 000              |
| 2. Bantuan Kepada Partai Politik / <i>Assistance to Political Parties</i>                      | 0                            |
| <b>Surplus/Defisit</b>                                                                         | <b>47 643 504 249</b>        |

Sumber Data : BPKPAD Kabupaten Temanggung

Source : Finance, Income and Asset Management Service of Temanggung Regency



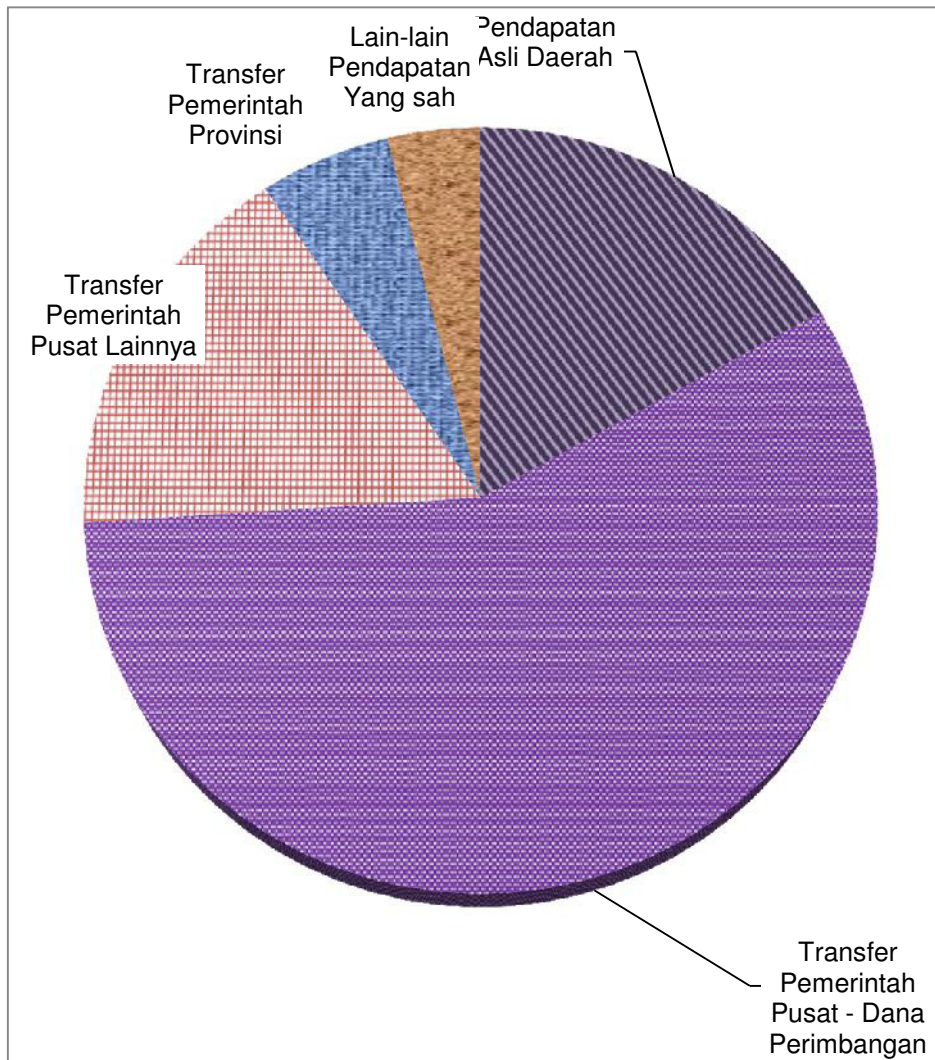
**Tabel / Table : 8.1.2.**  
**Realisasi Pembiayaan Kabupaten Temanggung**  
**Tahun Anggaran 2020**  
*Temanggung Regency Expenditures in 2020*

| <b>Jenis Pembiayaan/ Type of Financing</b>                          | <b>Jumlah/ Total Rp.</b> |
|---------------------------------------------------------------------|--------------------------|
| (1)                                                                 | (2)                      |
| <b>I Penerimaan Daerah / Regional Reception</b>                     | <b>124 692 881 503</b>   |
| 1 Sisa Lebih Perhitungan Anggaran Tahun Anggaran Sebelumnya (SiLPA) | 123 395 072 830          |
| 2 Penerimaan Kembali Pemberian Pinjaman                             | 50 489 211               |
| 3 Penerimaan Perhitungan Pihak Ketiga (Retensi)                     | 1 247 319 462            |
| <b>II. Pengeluaran Daerah / Regional Expenditure</b>                | <b>9 888 176 647</b>     |
| 1 Penyertaan Modal /Investasi Pemerintah Daerah                     | 4 171 840 542            |
| 2 Pengeluaran Perhitungan Pihak Ketiga                              | 5 716 336 105            |
| <b>Pembiayaan Netto/ Net Financed</b>                               | <b>114 804 704 856</b>   |
| <b>Sisa Lebih Pembiayaan Anggaran</b>                               | <b>114 804 704 856</b>   |

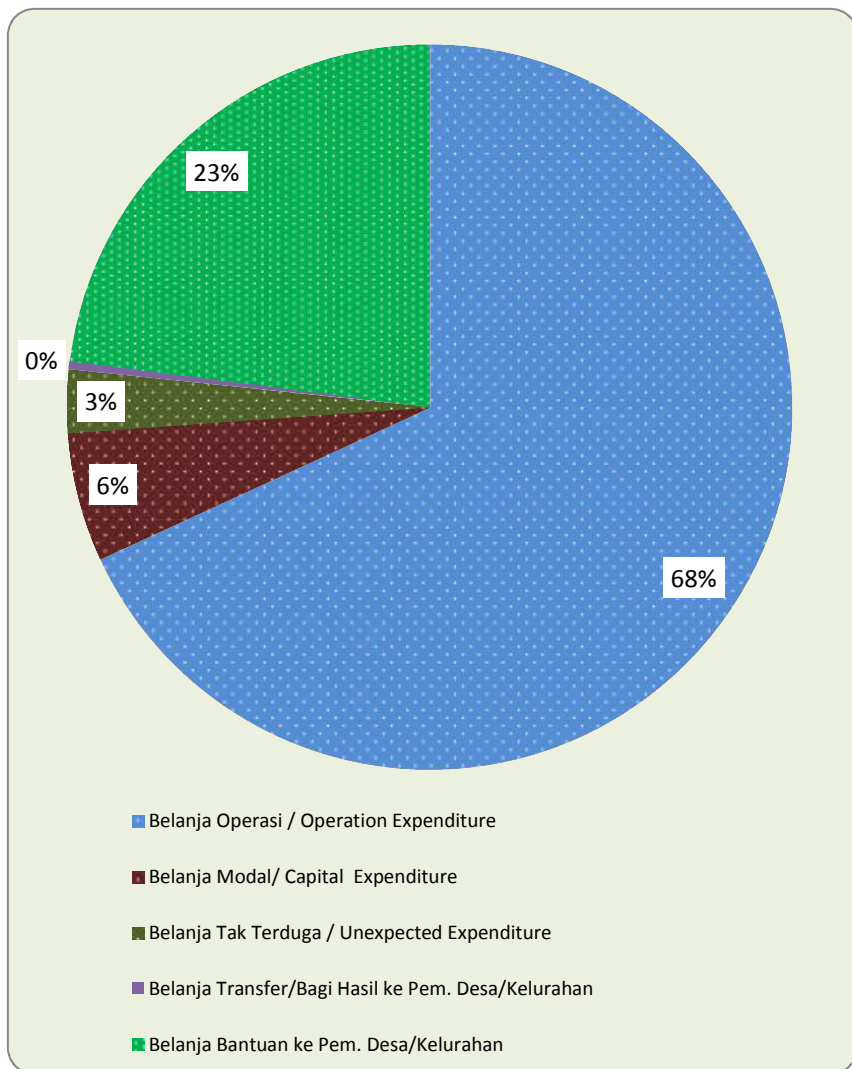
Sumber Data : BPPKAD Kabupaten Temanggung

Source : Revenue, Finance and Asset Management Service of Temanggung Regency

Grafik / Graph 8.1  
Realisasi Pendapatan Kabupaten Temanggung, 2020  
*Temanggung Regency Revenue in 2020*



Grafik / Graph 8.2  
Realisasi Belanja Daerah Kabupaten Temanggung, 2020  
*Realization of Temanggung Regency in 2020*



**Tabel / Table 8.2.1**  
**Penerimaan Pajak Kendaraan Bermotor**  
**Unit Pengelolaan Pendapatan Daerah**  
**Menurut Bulan di Kabupaten Temanggung, 2020**  
*Vehicles Tax Generated Revenue in Temanggung Regency, 2020*

| B U L A N / Month       | J E N I S   K E N D A R A A N / Type of Vehicle |             |             |             |             |
|-------------------------|-------------------------------------------------|-------------|-------------|-------------|-------------|
|                         | A.1                                             | A.2         | A.3         | B.1         | B.2         |
| (1)                     | (2)                                             | (3)         | (4)         | (5)         | (6)         |
| 1. Januari/ January     | 2 714 751 025                                   | 3 745 350   | 4 971 750   | 39 952 450  | 37 262 800  |
| 2. Pebruari/ February   | 2 271 598 900                                   | 7 964 075   | 9 749 250   | 15 462 675  | 21 054 500  |
| 3. M a r e t/ March     | 2 415 453 675                                   | 3 849 300   | 25 131 750  | 19 723 125  | 20 719 425  |
| 4. April/ April         | 1 991 474 550                                   | 1 914 475   | 23 184 000  | 7 254 025   | 8 513 625   |
| 5. M e i/ May           | 1 905 112 350                                   | 2 371 950   | 14 712 375  | 13 241 075  | 13 115 300  |
| 6. J u n i/ June        | 2 478 262 900                                   | 4 682 475   | 23 646 750  | 31 337 725  | 11 787 425  |
| 7. J u l i/ July        | 2 640 515 150                                   | 3 568 700   | 30 623 875  | 18 635 050  | 13 076 975  |
| 8. Agustus/ August      | 1 943 062 000                                   | 6 610 500   | 17 499 000  | 14 479 125  | 12 611 500  |
| 9. September/ September | 2 165 180 500                                   | 13 786 500  | 11 473 500  | 27 796 500  | 13 263 000  |
| 10. Oktober/ October    | 2 567 662 000                                   | 12 814 000  | 21 058 000  | 14 974 000  | 25 195 500  |
| 11. Nopember/ November  | 2 712 489 500                                   | 11 296 000  | 21 581 000  | 25 619 500  | 10 729 500  |
| 12. Desember/ December  | 3 384 127 500                                   | 22 329 500  | 15 211 500  | 14 956 500  | 27 239 500  |
| Jumlah 2020             | 29 189 690 050                                  | 94 932 825  | 218 842 750 | 243 431 750 | 214 569 050 |
| 2019                    | 27 733 426 875                                  | 111 627 125 | 218 329 175 | 187 548 175 | 320 602 100 |
| 2018                    | 25 637 673 925                                  | 101 773 475 | 205 535 050 | 230 925 250 | 320 606 950 |
| 2017                    | 24 026 078 825                                  | 177 794 150 | 189 338 000 | 126 768 700 | 516 495 050 |
| 2016                    | 20 205 307 450                                  | 103 971 650 | 204 117 475 | 94 591 825  | 316 941 000 |

Sumber Data : Unit Pelayanan Pendapatan Daerah (UPPD)

Keterangan :

- A.1 : Sedan, Sedan Station, Jeep, St. Wagon, Minibus, & Sejenisnya (Tidak umum)
- A.2 : Sedan, Sedan Station, Jeep, St. Wagon, Minibus, & Sejenisnya (Umum)
- A.3 : Sedan, Sedan Station, Jeep, St. Wagon, Minibus, & Sejenisnya (Pemerintah)
- B.1 : Bus, Mikrobus, & Sejenisnya (Tidak Umum)
- B.2 : Bus, Mikrobus, & Sejenisnya (Umum)
- B.3 : Bus, Mikrobus, & Sejenisnya (Pemerintah)
- C.1 : Pickup, Truk, Double Cabin, Dump Truk, Truk Tangki & Dilleveryvan (Tidak Umum)

**Tabel / Table 8.2.1**  
**Lanjutan / Continue**

| B U L A N / Month       | J E N I S   K E N D A R A A N / Type of Vehicle |                |               |            |           |
|-------------------------|-------------------------------------------------|----------------|---------------|------------|-----------|
|                         | B.3                                             | C.1            | C.2           | C.3        | D.1       |
| (1)                     | (7)                                             | (8)            | (9)           | (10)       | (11)      |
| 1. Januari/ January     | 0                                               | 1 028 592 625  | 265 383 425   | 1 231 475  | 0         |
| 2. Pebruari/ February   | 661 850                                         | 955 221 650    | 157 111 250   | 0          | 0         |
| 3. M a r e t/ March     | 0                                               | 851 074 800    | 106 359 500   | 1 591 225  | 0         |
| 4. April/ April         | 2 924 075                                       | 564 646 125    | 119 551 250   | 4 110 675  | 0         |
| 5. M e i/ May           | 3 314 675                                       | 559 098 325    | 45 047 250    | 9 287 450  | 0         |
| 6. J u n i/ June        | 1 426 775                                       | 805 197 550    | 93 817 375    | 8 811 650  | 0         |
| 7. J u l i/ July        | 0                                               | 1 055 953 800  | 96 269 000    | 3 921 075  | 0         |
| 8. Agustus/ August      | 2 896 500                                       | 771 099 100    | 91 777 450    | 6 188 000  | 0         |
| 9. September/ September | 1 151 000                                       | 825 924 000    | 92 012 500    | 7 842 000  | 0         |
| 10. Oktober/ October    | 3 076 000                                       | 1 070 612 000  | 138 445 500   | 6 093 000  | 0         |
| 11. Nopember/ November  | 7 070 000                                       | 1 290 243 000  | 187 024 000   | 27 040 000 | 0         |
| 12. Desember/ December  | 2 604 000                                       | 1 181 550 300  | 166 457 500   | 7 742 500  | 0         |
| Jumlah 2020             | 25 124 875                                      | 10 959 213 275 | 1 559 256 000 | 83 859 050 | 0         |
| 2019                    | 19 573 450                                      | 10 898 414 175 | 1 952 570 025 | 86 100 125 | 0         |
| 2018                    | 18 169 275                                      | 10 643 861 050 | 2 261 899 075 | 75 634 850 | 0         |
| 2017                    | 15 015 250                                      | 9 794 694 725  | 2 717 482 975 | 79 201 375 | 8 442 000 |
| 2016                    | 14 283 350                                      | 8 896 641 575  | 3 010 666 550 | 71 818 400 | 0         |

Sumber Data : Unit Pelayanan Pendapatan Daerah (UPPD)

Keterangan :

\*) : mulai 2012, kendaraan dinas dikenakan pajak (masuk dalam jenis kendaraan A.3, B.3, C.3 D.3 dan E.3) berdasarkan UU No 28 Tahun 2009 dan Perda Prov Jateng No 2 Tahun 2011.

Tahun 2010 - 2014 jenis A1 = A1 + A3; B1 = B1 + B3 ; C1 = C1 + C3 ; D1 = D1 + D3; E1 = E1 + E3

Source : UPPD of Temanggung Regency

**Tabel / Table 8.2.1**  
**Lanjutan / Continue**

| B U L A N / Month       | J E N I S   K E N D A R A A N / Type of Vehicle |            |                |
|-------------------------|-------------------------------------------------|------------|----------------|
|                         | E                                               | E.3        | Jumlah/ Total  |
| (1)                     | (12)                                            | (13)       | (14)           |
| 1. Januari/ January     | 2 157 166 600                                   | 3 050 000  | 6 256 107 500  |
| 2. Pebruari/ February   | 1 826 334 475                                   | 2 358 000  | 5 267 516 625  |
| 3. M a r e t/ March     | 1 917 644 125                                   | 1 802 000  | 5 363 348 925  |
| 4. April/ April         | 1 291 871 375                                   | 2 315 000  | 4 017 759 175  |
| 5. M e i/ May           | 1 357 464 975                                   | 5 590 000  | 3 928 355 725  |
| 6. J u n i/ June        | 2 225 636 800                                   | 11 558 925 | 5 696 166 350  |
| 7. J u l i/ July        | 2 384 628 050                                   | 12 237 625 | 6 259 429 300  |
| 8. Agustus/ August      | 2 136 635 375                                   | 17 692 000 | 5 020 550 550  |
| 9. September/ September | 2 450 805 000                                   | 7 601 000  | 5 616 835 500  |
| 10. Oktober/ October    | 2 876 363 000                                   | 4 721 500  | 6 741 014 500  |
| 11. Nopember/ November  | 2 856 970 500                                   | 7 613 500  | 7 157 676 500  |
| 12. Desember/ December  | 3 029 370 550                                   | 17 685 000 | 7 869 274 350  |
| Jumlah 2020             | 26 510 890 825                                  | 94 224 550 | 69 194 035 000 |
| 2019                    | 26 215 220 625                                  | 92 685 500 | 67 843 629 850 |
| 2018                    | 25 489 685 000                                  | 93 545 750 | 65 079 309 650 |
| 2017                    | 23 437 319 725                                  | 86 862 250 | 60 175 493 025 |
| 2016                    | 22 528 371 525                                  | 96 611 325 | 55 533 322 125 |

Sumber Data : Unit Pelayanan Pendapatan Daerah (UPPD)

Keterangan :

C.3 : Pickup, Truk, Double Cabin, Dump Truk, Truk Tangki & Dillevery van (Pemerintah)

D : Kendaraan Alat2 Besar / Berat (Pemerintah)

E : Sepeda Motor Roda Dua dan Roda Tiga

E.3 : Sepeda Motor Roda Dua (Pemerintah) dan Roda Tiga

**Tabel / Table 8.2.2**  
**Penerimaan Bea Balik Nama Kendaraan Bermotor I (BBNKB I)**  
**Unit Pelayanan Pendapatan Daerah Menurut Bulan**  
**Kabupaten Temanggung, 2020**

*Transfer of Registered Title of Vehicle Document Generated Revenue I in Temanggung Regency, 2020*

| B U L A N / Month       | J E N I S   K E N D A R A A N / Type of Vehicle |            |             |             |             |
|-------------------------|-------------------------------------------------|------------|-------------|-------------|-------------|
|                         | A.1                                             | A.2        | A.3         | B.1         | B.2         |
|                         | (1)                                             | (2)        | (3)         | (4)         | (5)         |
| 1. Januari/ January     | 1 529 250 000                                   | 0          | 0           | 54 500 000  | 23 775 000  |
| 2. Pebruari/ February   | 1 288 625 000                                   | 0          | 0           | 0           | 19 650 000  |
| 3. M a r e t/ March     | 902 750 000                                     | 0          | 145 125 000 | 31 250 000  | 38 737 500  |
| 4. April/ April         | 806 750 000                                     | 0          | 0           | 0           | 29 775 000  |
| 5. M e i/ May           | 585 125 000                                     | 0          | 0           | 0           | 0           |
| 6. J u n i/ June        | 281 625 000                                     | 0          | 0           | 0           | 0           |
| 7. J u l i/ July        | 235 875 000                                     | 0          | 154 625 000 | 0           | 0           |
| 8. Agustus/ August      | 662 000 000                                     | 0          | 0           | 0           | 0           |
| 9. September/ September | 554 655 000                                     | 0          | 0           | 55 000 000  | 0           |
| 10. Oktober/ October    | 549 000 000                                     | 0          | 0           | 0           | 0           |
| 11. Nopember/ November  | 757 625 000                                     | 0          | 0           | 0           | 0           |
| 12. Desember/ December  | 566 875 000                                     | 0          | 24 750 000  | 0           | 0           |
| Jumlah / Total 2020     | 8 720 155 000                                   | 0          | 324 500 000 | 140 750 000 | 111 937 500 |
| 2019                    | 12 767 875 000                                  | 9 750 000  | 443 000 000 | 92 625 000  | 136 712 500 |
| 2018                    | 13 271 250 000                                  | 12 312 500 | 136 625 000 | 99 450 000  | 456 825 000 |
| 2017                    | 9 557 367 500                                   | 35 862 500 | 404 125 000 | 532 375 000 | 110 923 500 |
| 2016                    | 11 270 777 000                                  | 18 902 000 | 469 290 000 | 43 000 000  | 90 143 000  |

Sumber Data : Unit Pelayanan Pendapatan Daerah (UPPD)

Keterangan :

- A.1 : Sedan, Sedan Station, Jeep, St. Wagon, Minibus, & Sejenisnya (Tidak umum)
- A.2 : Sedan, Sedan Station, Jeep, St. Wagon, Minibus, & Sejenisnya (Umum)
- A.3 : Sedan, Sedan Station, Jeep, St. Wagon, Minibus, & Sejenisnya (Pemerintah)
- B.1 : Bus, Mikrobus & Sejenisnya (Tidak Umum)
- B.2 : Bus, Mikrobus, & Sejenisnya (Umum)
- B.3 : Bus, Mikrobus, & Sejenisnya (Pemerintah)

Tabel / Table 8.2.2 Lanjutan / Continued

| B U L A N / Month       | J E N I S   K E N D A R A A N / Type of Vehicle |               |             |             |            |
|-------------------------|-------------------------------------------------|---------------|-------------|-------------|------------|
|                         | B.3                                             | C.1           | C.2         | C.3         | D.3        |
| (1)                     | (7)                                             | (8)           | (9)         | (10)        | (11)       |
| 1. Januari/ January     | 0                                               | 567 250 000   | 28 500 000  | 0           | 0          |
| 2. Pebruari/ February   | 0                                               | 806 750 000   | 97 062 500  | 0           | 0          |
| 3. M a r e t/ March     | 0                                               | 352 250 000   | 82 937 500  | 0           | 0          |
| 4. April/ April         | 0                                               | 193 250 000   | 8 750 000   | 13 125 000  | 0          |
| 5. M e i/ May           | 0                                               | 250 750 000   | 17 250 000  | 16 750 000  | 0          |
| 6. J u n i/ June        | 0                                               | 101 625 000   | 48 150 000  | 0           | 0          |
| 7. J u l i/ July        | 0                                               | 270 375 000   | 0           | 0           | 0          |
| 8. Agustus/ August      | 0                                               | 288 000 000   | 0           | 0           | 0          |
| 9. September/ September | 0                                               | 209 875 000   | 0           | 0           | 0          |
| 10. Oktober/ October    | 0                                               | 353 875 000   | 67 200 000  | 28 250 000  | 0          |
| 11. Nopember/ November  | 0                                               | 369 000 000   | 67 200 000  | 45 000 000  | 0          |
| 12. Desember/ December  | 60 000 000                                      | 455 000 000   | 50 250 000  | 12 125 000  | 0          |
| Jumlah / Total 2020     | 60 000 000                                      | 4 218 000 000 | 467 300 000 | 115 250 000 | 0          |
| 2019                    | 60 000 000                                      | 3 650 750 000 | 438 800 000 | 115 250 000 | 0          |
| 2018                    | 0                                               | 6 990 250 000 | 429 375 000 | 71 250 000  | 0          |
| 2017                    | 0                                               | 203 750 000   | 23 563 000  | 345 750 000 | 30 712 500 |
| 2016                    | 0                                               | 186 052 400   | 61 198 200  | 638 000     | 0          |

Sumber Data : Unit Pelayanan Pendapatan Daerah (UPPD)

Keterangan :

\*) : mulai 2012, kendaraan dinas dikenakan pajak (masuk dalam jenis kendaraan A.3, B.3, C.3 D.3 dan E.3) berdasarkan UU No 28 Tahun 2009 dan Perda Prov Jateng No 2 Tahun 2011.

Tahun 2010 - 2014 jenis A1 = A1 + A3; B1 = B1 + B3 ; C1 = C1 + C3 ; D1 = D1 + D3; E1 = E1 + E3

\*) BBNKB I mencakup Bea balik nama kendaraan baru



**Tabel / Table 8.2.2**  
**Lanjutan / Continue**

| B U L A N / Month       | J E N I S K E N D A R A A N / Type of Vehicle |               |                |
|-------------------------|-----------------------------------------------|---------------|----------------|
|                         | E                                             | E.3           | Jumlah / Total |
| (1)                     | (12)                                          | (13)          | (14)           |
| 1. Januari/ January     | 1 806 100 000                                 | 5 475 000     | 4 014 850 000  |
| 2. Pebruari/ February   | 1 583 175 000                                 | 5 950 000     | 3 801 212 500  |
| 3. M a r e t/ March     | 1 632 387 500                                 | 8 825 000     | 3 194 262 500  |
| 4. April/ April         | 562 037 500                                   | 3 437 500     | 1 617 125 000  |
| 5. M e i/ May           | 1 126 725 000                                 | 5 925 000     | 2 002 525 000  |
| 6. J u n i/ June        | 877 333 750                                   | 43 150 000    | 1 351 883 750  |
| 7. J u l i/ July        | 934 933 750                                   | 2 612 500     | 1 598 421 250  |
| 8. Agustus/ August      | 1 028 837 500                                 | 2 284 000     | 1 981 121 500  |
| 9. September/ September | 1 191 684 000                                 | 4 550 000     | 2 015 764 000  |
| 10. Oktober/ October    | 1 361 600 000                                 | 10 250 000    | 2 370 175 000  |
| 11. Nopember/ November  | 1 636 762 500                                 | 5 537 500     | 2 881 125 000  |
| 12. Desember/ December  | 1 337 975 000                                 | 4 450 000     | 2 511 425 000  |
| Jumlah / Total 2020     | 15 079 551 500                                | 102 446 500   | 29 339 890 500 |
| 2019                    | 19 878 737 500                                | 2 016 462 500 | 42 673 975 000 |
| 2018                    | 20 012 025 000                                | 78 862 500    | 41 558 225 000 |
| 2017                    | 18 062 290 000                                | 39 075 000    | 33 464 902 500 |
| 2016                    | 19 022 023 300                                | 626 284 750   | 35 865 324 050 |

Sumber Data : Unit Pelayanan Pendapatan Daerah (UPPD)

Keterangan :

- C.1 : Pickup, Truk, Double Cabin, Dump Truk, Truk Tangki & Dilleveryan (Tidak Umum)
- C.2 : Pickup, Truk, Double Cabin, Dump Truk, Truk Tangki & Dilleveryan (Umum)
- C.3 : Pickup, Truk, Double Cabin, Dump Truk, Truk Tangki & Dilleveryan (Pemerintah)
- D : Kendaraan Alat2 Besar / Berat
- D3 : Kendaraan Alat2 Besar / Berat (Pemerintah)
- E : Sepeda Motor Roda Dua dan Roda Tiga
- E.3 : Sepeda Motor Roda Dua (Pemerintah) dan Roda Tiga

**Tabel / Table 8.2.3**  
**Penerimaan Bea balik Nama Kendaraan Bermotor II (BBNKB II)**  
**Unit Pengelolaan Pendapatan Daerah Menurut Bulan**  
**Kabupaten Temanggung, 2020**

*Transfer of Registered Title of Vehicle Document Generated Revenue II in Temanggung Regency, 2020*

| B U L A N / Month       | J E N I S   K E N D A R A A N / Type of Vehicle |            |             |            |             |
|-------------------------|-------------------------------------------------|------------|-------------|------------|-------------|
|                         | A.1                                             | A.2        | A.3         | B.1        | B.2         |
| (1)                     | (2)                                             | (3)        | (4)         | (5)        | (6)         |
| 1. Januari/ January     | 166 560 000                                     | 354 000    | 0           | 5 100 000  | 6 363 000   |
| 2. Pebruari/ February   | 58 440 000                                      | 0          | 0           | 960 000    | 531 000     |
| 3. M a r e t/ March     | 0                                               | 0          | 0           | 0          | 0           |
| 4. April/ April         | 0                                               | 0          | 0           | 0          | 0           |
| 5. M e i/ May           | 0                                               | 0          | 0           | 0          | 0           |
| 6. J u n i/ June        | 0                                               | 0          | 0           | 0          | 0           |
| 7. J u l i/ July        | 41 890 000                                      | 0          | 0           | 1 400 000  | 264 000     |
| 8. Agustus/ August      | 107 140 000                                     | 126 000    | 0           | 2 200 000  | 279 000     |
| 9. September/ September | 166 100 000                                     | 426 000    | 0           | 5 070 000  | 3 561 000   |
| 10. Oktober/ October    | 146 540 000                                     | 231 000    | 0           | 1 400 000  | 363 000     |
| 11. Nopember/ November  | 175 790 000                                     | 0          | 0           | 1 200 000  | 1 707 000   |
| 12. Desember/ December  | 249 340 000                                     | 141 000    | 0           | 2 640 000  | 303 000     |
| Jumlah / Total 2020     | 1 111 800 000                                   | 1 278 000  | 0           | 19 970 000 | 13 371 000  |
| 2019                    | 1 934 177 000                                   | 9 148 000  | 1 300 000   | 25 040 000 | 43 947 000  |
| 2018                    | 13 271 250 000                                  | 12 312 500 | 136 625 000 | 99 450 000 | 456 825 000 |
| 2017                    | 939 874 000                                     | 2 607 000  | 0           | 7 620 000  | 38 359 000  |
| 2016                    | 722 484 100                                     | 12 601 800 | 329 400     | 7 400 000  | 48 233 050  |

Sumber Data : Unit Pelayanan Pendapatan Daerah (UPPD)

Keterangan :

- A.1 : Sedan, Sedan Station, Jeep, St. Wagon, Minibus, & Sejenisnya (Tidak umum)
- A.2 : Sedan, Sedan Station, Jeep, St. Wagon, Minibus, & Sejenisnya (Umum)
- A.3 : Sedan, Sedan Station, Jeep, St. Wagon, Minibus, & Sejenisnya (Pemerintah)
- B.1 : Bus, Mikrobus & Sejenisnya (Tidak Umum)
- B.2 : Bus, Mikrobus, & Sejenisnya (Umum)
- B.3 : Bus, Mikrobus, & Sejenisnya (Pemerintah)

**Tabel / Table 8.2.3**  
Lanjutan / Continue

| B U L A N / Month       | J E N I S K E N D A R A A N / Type of Vehicle |               |             |            |      |
|-------------------------|-----------------------------------------------|---------------|-------------|------------|------|
|                         | B.3                                           | C.1           | C.2         | C.3        | D3   |
| (1)                     | (7)                                           | (8)           | (9)         | (10)       | (11) |
| 1. Januari/ January     | 0                                             | 32 140 000    | 0           | 0          | 0    |
| 2. Pebruari/ February   | 0                                             | 17 230 000    | 0           | 0          | 0    |
| 3. M a r e t/ March     | 0                                             | 0             | 0           | 0          | 0    |
| 4. April/ April         | 0                                             | 0             | 0           | 0          | 0    |
| 5. M e i/ May           | 0                                             | 0             | 0           | 0          | 0    |
| 6. J u n i/ June        | 0                                             | 0             | 0           | 0          | 0    |
| 7. J u l i/ July        | 0                                             | 8 280 000     | 1 272 000   | 0          | 0    |
| 8. Agustus/ August      | 0                                             | 20 650 000    | 768 000     | 0          | 0    |
| 9. September/ September | 0                                             | 36 000 000    | 0           | 0          | 0    |
| 10. Oktober/ October    | 0                                             | 29 650 000    | 2 428 000   | 0          | 0    |
| 11. Nopember/ November  | 0                                             | 37 730 000    | 1 272 000   | 0          | 0    |
| 12. Desember/ December  | 0                                             | 45 745 000    | 0           | 0          | 0    |
| Jumlah / Total 2020     | 0                                             | 227 425 000   | 5 740 000   | 0          | 0    |
| 2019                    | 0                                             | 322 880 000   | 12 860 000  | 0          | 0    |
| 2018                    | 0                                             | 6 990 250 000 | 429 375 000 | 71 250 000 | 0    |
| 2017                    | 0                                             | 0             | 0           | 0          | 0    |
| 2016                    | 0                                             | 0             | 0           | 0          | 0    |

Sumber Data : Unit Pelayanan Pendapatan Daerah (UPPD)

Keterangan :

\*) : mulai 2012, kendaraan dinas dikenakan pajak (masuk dalam jenis kendaraan A.3, B.3, C.3 D.3 dan E.3) berdasarkan UU No 28 Tahun 2009 dan Perda Prov Jateng No 2 Tahun 2011.

Tahun 2010 - 2014 jenis A1 = A1 + A3; B1 = B1 + B3 ; C1 = C1 + C3 ; D1 = D1 + D3; E1 = E1 + E3

\*) BBNKB II mencakup Bea balik nama kendaraan peralihan dari pemilik lama ke pemilik baru dan mutasi masuk

**Tabel / Table 8.2.3**  
**Lanjutan / Continue**

| JENIS KENDARAAN / Type of Vehicle |                |            |                |
|-----------------------------------|----------------|------------|----------------|
| B U L A N / Month                 | E              | E.3        | Jumlah         |
| (1)                               | (12)           | (13)       | (14)           |
| 1. Januari/ <i>January</i>        | 29 261 000     | 0          | 239 778 000    |
| 2. Pebruari/ <i>February</i>      | 11 991 000     | 0          | 89 152 000     |
| 3. M a r e t/ <i>March</i>        | 0              | 0          | 0              |
| 4. April/ <i>April</i>            | 0              | 0          | 0              |
| 5. M e i/ <i>May</i>              | 0              | 0          | 0              |
| 6. J u n i/ <i>June</i>           | 0              | 0          | 0              |
| 7. J u l i/ <i>July</i>           | 9 105 000      | 0          | 62 211 000     |
| 8. Agustus/ <i>August</i>         | 36 213 000     | 0          | 167 376 000    |
| 9. September/ <i>September</i>    | 41957000       | 0          | 253 114 000    |
| 10. Oktober/ <i>October</i>       | 45467000       | 0          | 226 079 000    |
| 11. Nopember/ <i>November</i>     | 43066000       | 0          | 260 765 000    |
| 12. Desember/ <i>December</i>     | 45660000       | 0          | 343 829 000    |
| Jumlah / Total 2020               | 262 720 000    | 0          | 1 642 304 000  |
| 2019                              | 233 459 000    | 0          | 1 402 526 000  |
| 2018                              | 20 012 025 000 | 78 862 500 | 41 557 225 000 |
| 2017                              | 236 139 000    | 0          | 1 451 912 000  |
| 2016                              | 263875275      | 0          | 2 303 014 625  |

Sumber Data : Unit Pelayanan Pendapatan Daerah (UPPD)

Source : UPPD of Temanggung Regency

Keterangan :

C.1 : Pickup, Truk, Double Cabin, Dump Truk, Truk Tangki & Dilleveryvan (Tidak Umum)

C.2 : Pickup, Truk, Double Cabin, Dump Truk, Truk Tangki & Dilleveryvan (Umum)

C.3 : Pickup, Truk, Double Cabin, Dump Truk, Truk Tangki & Dilleveryvan (Pemerintah)

D : Kendaraan Alat2 Besar / Berat

D 3 : Kendaraan Alat2 Besar / Berat (Pemerintah)

E : Sepeda Motor Roda Dua dan Roda Tiga

E.3 : Sepeda Motor Roda Dua (Pemerintah) dan Roda Tiga

**Tabel / Table 8.2.4**  
**Obyek Pajak Kendaraan Bermotor**  
**Unit Pengelolaan Pendapatan Daerah Menurut Bulan**  
**Kabupaten Temanggung, 2020**

*Number of Vehicle Tax Payer in Temanggung Regency, 2020*

| B U L A N / Month       | J E N I S   K E N D A R A A N / Type of Vehicle |     |     |     |     |
|-------------------------|-------------------------------------------------|-----|-----|-----|-----|
|                         | A.1                                             | A.2 | A.3 | B.1 | B.2 |
| (1)                     | (2)                                             | (3) | (4) | (5) | (6) |
| 1. Januari/ January     | 1 852                                           | 25  | 11  | 16  | 39  |
| 2. Pebruari/ February   | 1 624                                           | 27  | 15  | 12  | 24  |
| 3. M a r e t/ March     | 1 719                                           | 20  | 33  | 12  | 32  |
| 4. April/ April         | 1 372                                           | 10  | 26  | 8   | 12  |
| 5. M e i/ May           | 1 300                                           | 14  | 19  | 4   | 11  |
| 6. J u n i/ June        | 1 794                                           | 28  | 33  | 18  | 22  |
| 7. J u l i/ July        | 1 846                                           | 16  | 46  | 12  | 27  |
| 8. Agustus/ August      | 1 334                                           | 42  | 31  | 5   | 25  |
| 9. September/ September | 1 565                                           | 57  | 17  | 12  | 23  |
| 10. Oktober/ October    | 1 824                                           | 82  | 34  | 9   | 36  |
| 11. Nopember/ November  | 1 892                                           | 73  | 30  | 11  | 21  |
| 12. Desember/ December  | 2 315                                           | 135 | 24  | 12  | 35  |
| Jumlah 2020             | 20 437                                          | 529 | 319 | 131 | 307 |
| 2019                    | 19 205                                          | 590 | 328 | 99  | 386 |
| 2018                    | 18 336                                          | 536 | 321 | 106 | 350 |
| 2017                    | 17 443                                          | 578 | 312 | 77  | 391 |
| 2016                    | 16 106                                          | 573 | 327 | 71  | 348 |

Sumber Data : Unit Pelayanan Pendapatan Daerah (UPPD)

Keterangan :

- A.1 : Sedan, Sedan Station, Jeep, St. Wagon, Minibus & Sejenisnya (Tidak
- A.2 : Sedan, Sedan Station, Jeep, St. Wagon, Minibus & Sejenisnya (Umum)
- A.3 : Sedan, Sedan Station, Jeep, St. Wagon, Minibus & Sejenisnya
- B.1 : Bus, Mikrobus & Sejenisnya (Tidak Umum)
- B.2 : Bus, Mikrobus & Sejenisnya (Umum)
- B.3 : Bus, Mikrobus & Sejenisnya (Pemerintah)

*Statistik Kabupaten Temanggung 2021*

| B U L A N / Month              | J E N I S   K E N D A R A A N / Type of Vehicle |       |     |      |      |
|--------------------------------|-------------------------------------------------|-------|-----|------|------|
|                                | B.3                                             | C.1   | C.2 |      |      |
| (1)                            | (7)                                             | (8)   | (9) | (10) | (11) |
| 1. Januari/ <i>January</i>     | 0                                               | 865   | 82  | 1    | 0    |
| 2. Pebruari/ <i>February</i>   | 1                                               | 736   | 49  | 0    | 0    |
| 3. M a r e t/ <i>March</i>     | 0                                               | 723   | 36  | 4    | 0    |
| 4. April/ <i>April</i>         | 2                                               | 486   | 36  | 4    | 0    |
| 5. M e i/ <i>May</i>           | 2                                               | 443   | 17  | 7    | 0    |
| 6. J u n i/ <i>June</i>        | 2                                               | 715   | 34  | 12   | 0    |
| 7. J u l i/ <i>July</i>        | 0                                               | 914   | 32  | 8    | 0    |
| 8. Agustus/ <i>August</i>      | 2                                               | 638   | 30  | 8    | 0    |
| 9. September/ <i>September</i> | 2                                               | 764   | 34  | 9    | 0    |
| 10. Oktober/ <i>October</i>    | 2                                               | 973   | 49  | 7    | 0    |
| 11. Nopember/ <i>November</i>  | 5                                               | 1 059 | 70  | 27   | 0    |
| 12. Desember/ <i>December</i>  | 1                                               | 1 060 | 66  | 11   | 0    |
| Jumlah 2020                    | 19                                              | 9 376 | 535 | 98   | 0    |
| 2019                           | 19                                              | 8 511 | 453 | 97   | 0    |
| 2018                           | 14                                              | 9 231 | 671 | 84   | 0    |
| 2017                           | 13                                              | 9 072 | 772 | 82   | 29   |
| 2016                           | 13                                              | 8 676 | 856 | 80   | 0    |

Sumber Data : Unit Pelayanan Pendapatan Daerah

\*) : mulai 2012, kendaraan dinas dikenakan pajak (masuk dalam jenis kendaraan A.3, B.3, C.3 D.3 dan E.3) berdasarkan UU No 28 Tahun 2009 dan Perda Prov  
1 + A3; B1 = B1 + B3 ; C1 = C1 + C3 ; D1 = D1 + D3; E1

\*\*)= alat berat tsb saat ini dalam kondisi rusak berat dan data sudah dihapus(tidak dikenakan pajak)

**Tabel / Table 8.2.4**  
**Lanjutan / Continue**

| B U L A N / Month       | J E N I S   K E N D A R A A N / Type of Vehicle |       |               |
|-------------------------|-------------------------------------------------|-------|---------------|
|                         | E                                               | E.3   | Jumlah/ Total |
| (1)                     | (12)                                            | (13)  | (14)          |
| 1. Januari/ January     | 12 974                                          | 60    | 15 925        |
| 2. Pebruari/ February   | 10 774                                          | 51    | 13 313        |
| 3. M a r e t/ March     | 11 082                                          | 28    | 13 689        |
| 4. April/ April         | 7 773                                           | 43    | 9 772         |
| 5. M e i/ May           | 8 040                                           | 106   | 9 963         |
| 6. J u n i/ June        | 13 126                                          | 231   | 16 015        |
| 7. J u l i/ July        | 13 972                                          | 230   | 17 103        |
| 8. Agustus/ August      | 12 923                                          | 285   | 15 323        |
| 9. September/ September | 15 354                                          | 136   | 17 973        |
| 10. Oktober/ October    | 17 608                                          | 81    | 20 705        |
| 11. Nopember/ November  | 17 016                                          | 147   | 20 351        |
| 12. Desember/ December  | 15 093                                          | 341   | 19 093        |
| Jumlah 2020             | 155 735                                         | 1 739 | 189 225       |
| 2019                    | 151 845                                         | 1 770 | 183 264       |
| 2018                    | 143 480                                         | 1 723 | 169 425       |
| 2017                    | 140 530                                         | 1 845 | 157 219       |
| 2016                    | 131 013                                         | 1 554 | 140 598       |

Sumber Data : Unit Pelayanan Pendapatan Daerah (UPPD)

Keterangan :

- C.1 : Pickup, Truk, Double Cabin, Dump Truk, Truk Tangki & Dilleveryvan (Tidak Umum)
- C.2 : Pickup, Truk, Double Cabin, Dump Truk, Truk Tangki & Dilleveryvan (Umum)
- C.3 : Pickup, Truk, Double Cabin, Dump Truk, Truk Tangki & Dilleveryvan (Pemerintah)
- D : Kendaraan Alat2 Besar / Berat
- D 3 : Kendaraan Alat2 Besar / Berat (Pemerintah)
- E : Sepeda Motor Roda Dua dan Roda Tiga
- E.3 : Sepeda Motor Roda Dua (Pemerintah) dan Roda Tiga

**Tabel / Table 8.2.5**  
**Obyek Bea Balik Nama Kendaraan Bermotor (BBNKB I dan II)**  
**Unit Pengelolaan Pendapatan Daerah Menurut Bulan**  
**Kabupaten Temanggung, 2020**

*ype of Vehicle Document Title Transfer in Temanggung Regency, 2020*

| B U L A N / Month       | J E N I S K E N D A R A A N / Type of Vehicle |          |         |          |         |          |
|-------------------------|-----------------------------------------------|----------|---------|----------|---------|----------|
|                         | A.1                                           |          | A.2     |          | A.3     |          |
|                         | BBNKB I                                       | BBNKB II | BBNKB I | BBNKB II | BBNKB I | BBNKB II |
| (1)                     | (2)                                           | (3)      | (4)     | (5)      | (6)     | (7)      |
| 1. Januari/ January     | 60                                            | 174      | 0       | 0        | 0       | 0        |
| 2. Pebruari/ February   | 58                                            | 198      | 0       | 1        | 0       | 0        |
| 3. M a r e t/ March     | 43                                            | 274      | 0       | 1        | 3       | 0        |
| 4. April/ April         | 37                                            | 297      | 0       | 1        | 0       | 0        |
| 5. M e i/ May           | 19                                            | 235      | 0       | 0        | 0       | 0        |
| 6. J u n i/ June        | 14                                            | 331      | 0       | 4        | 0       | 0        |
| 7. J u l i/ July        | 9                                             | 394      | 0       | 1        | 6       | 0        |
| 8. Agustus/ August      | 26                                            | 117      | 0       | 1        | 0       | 0        |
| 9. September/ September | 30                                            | 167      | 0       | 3        | 0       | 0        |
| 10. Oktober/ October    | 27                                            | 167      | 0       | 1        | 0       | 0        |
| 11. Nopember/ November  | 32                                            | 180      | 0       | 0        | 0       | 0        |
| 12. Desember/ December  | 25                                            | 258      | 0       | 1        | 1       | 0        |
| Jumlah 2020             | 380                                           | 2 792    | 0       | 14       | 10      | 0        |
| 2019                    | 574                                           | 2 049    | 4       | 41       | 11      | 1        |
| 2018                    | 507                                           | 1 852    | 4       | 37       | 11      | 1        |
| 2017                    | 634                                           | 1 754    | 2       | 26       | 3       | 0        |
| 2016                    | 478                                           | 1 324    | 1       | 17       | 6       | 0        |

Sumber Data : Unit Pelayanan Pendapatan Daerah (UPPD)

- A.1 : Sedan, Sedan Station, Jeep, St. Wagon, Minibus & Sejenisnya (Tidak umum)
- A.2 : Sedan, Sedan Station, Jeep, St. Wagon, Minibus & Sejenisnya (Umum)
- A.3 : Sedan, Sedan Station, Jeep, St. Wagon, Minibus & Sejenisnya (Pemerintah)
- B.1 : Bus, Mikrobus & Sejenisnya (Tidak Umum)
- B.2 : Bus, Mikrobus & Sejenisnya (Umum)



**Tabel / Table 8.2.5 Lanjutan**  
/ Continued

| B U L A N / Month       | J E N I S K E N D A R A A N / Type of Vehicle |          |         |          |         |          |
|-------------------------|-----------------------------------------------|----------|---------|----------|---------|----------|
|                         | B.1                                           |          | B.2     |          | B.3     |          |
|                         | BBNKB I                                       | BBNKB II | BBNKB I | BBNKB II | BBNKB I | BBNKB II |
| (1)                     | (8)                                           | (9)      | (10)    | (11)     | (12)    | (13)     |
| 1. Januari/ January     | 1                                             | 5        | 1       | 7        | 0       | 0        |
| 2. Pebruari/ February   | 0                                             | 5        | 2       | 2        | 0       | 0        |
| 3. M a r e t/ March     | 1                                             | 4        | 4       | 1        | 0       | 0        |
| 4. April/ April         | 0                                             | 2        | 2       | 2        | 0       | 0        |
| 5. M e i/ May           | 0                                             | 2        | 0       | 2        | 0       | 0        |
| 6. J u n i/ June        | 0                                             | 9        | 0       | 0        | 0       | 0        |
| 7. J u l i/ July        | 0                                             | 3        | 0       | 6        | 0       | 0        |
| 8. Agustus/ August      | 0                                             | 1        | 0       | 1        | 0       | 0        |
| 9. September/ September | 1                                             | 3        | 0       | 3        | 0       | 0        |
| 10. Oktober/ October    | 0                                             | 1        | 0       | 2        | 0       | 0        |
| 11. Nopember/ November  | 0                                             | 1        | 0       | 3        | 0       | 0        |
| 12. Desember/ December  | 0                                             | 2        | 0       | 1        | 1       | 0        |
| Jumlah 2020             | 3                                             | 38       | 9       | 30       | 0       | 0        |
| 2019                    | 2                                             | 21       | 8       | 58       | 0       | 0        |
| 2018                    | 1                                             | 19       | 7       | 52       | 0       | 0        |
| 2017                    | 3                                             | 28       | 16      | 23       | 0       | 2        |
| 2016                    | 2                                             | 9        | 4       | 76       | 0       | 3        |

Sumber Data :

Keterangan :

B.3 : Bus, Mikrobus & Sejenisnya (Pemerintah)

C.1 : Pickup, Truk, Double Cabin, Dump Truk, Truk Tangki & Dilleveryvan (Tidak Umum)

C.2 : Pickup, Truk, Double Cabin, Dump Truk, Truk Tangki & Dilleveryvan (Umum)

C.3 : Pickup, Truk, Double Cabin, Dump Truk, Truk Tangki & Dilleveryvan (Pemerintah)

D : Kendaraan Alat2 Besar / Berat

**Tabel / Table 8.2.5**  
**Lanjutan / Continued**

| B U L A N / Month      | J E N I S K E N D A R A A N / Type of Vehicle |          |         |          |         |          |
|------------------------|-----------------------------------------------|----------|---------|----------|---------|----------|
|                        | C.1                                           |          | C.2     |          | C.3     |          |
|                        | BBNKB I                                       | BBNKB II | BBNKB I | BBNKB II | BBNKB I | BBNKB II |
| (1)                    | (14)                                          | (15)     | (16)    | (17)     | (18)    | (19)     |
| 1. Januari/ January    | 38                                            | 46       | 2       | 0        | 0       | 0        |
| 2. Pebruari/ February  | 47                                            | 71       | 5       | 1        | 0       | 0        |
| 3. M a r e t/ March    | 23                                            | 78       | 4       | 0        | 0       | 0        |
| 4. April/ April        | 11                                            | 83       | 1       | 1        | 1       | 0        |
| 5. M e i/ May          | 15                                            | 58       | 1       | 0        | 1       | 0        |
| 6. J u n i/ June       | 7                                             | 100      | 3       | 0        | 0       | 0        |
| 7. J u l i/ July       | 15                                            | 123      | 0       | 2        | 0       | 0        |
| 8. Agustus/ August     | 20                                            | 37       | 0       | 1        | 0       | 0        |
| 9. September/ Septembe | 15                                            | 50       | 0       | 0        | 0       | 0        |
| 10. Oktober/ October   | 24                                            | 51       | 4       | 3        | 2       | 0        |
| 11. Nopember/ Novembe  | 26                                            | 54       | 4       | 1        | 3       | 0        |
| 12. Desember/ December | 32                                            | 75       | 3       | 0        | 1       | 0        |
| Jumlah 2020            | 273                                           | 826      | 27      | 9        | 8       | 0        |
| 2019                   | 398                                           | 469      | 48      | 13       | 9       | 0        |
| 2018                   | 351                                           | 415      | 39      | 13       | 8       | 0        |
| 2017                   | 471                                           | 512      | 27      | 14       | 4       | 0        |
| 2016                   | 365                                           | 358      | 27      | 26       | 0       | 0        |

Sumber Data : UPPD Kabupaten Temanggung

Source : UPPD of Temanggung Regency

- A.1 : Sedan, Sedan Station, Jeep, St. Wagon, Minibus & Sejenisnya (Tidak
- A.2 : Sedan, Sedan Station, Jeep, St. Wagon, Minibus & Sejenisnya (Umum)
- A.3 : Sedan, Sedan Station, Jeep, St. Wagon, Minibus & Sejenisnya
- B.1 : Bus, Mikrobus & Sejenisnya (Tidak Umum)
- B.2 : Bus, Mikrobus & Sejenisnya (Umum)

**Tabel / Table 8.2.5**  
**Lanjutan/ Continued**

| B U L A N / Month     | J E N I S   K E N D A R A A N / Type of Vehicle |             |         |             |            |              |               |             | JUMLAH<br>BBN KB<br>I & II |
|-----------------------|-------------------------------------------------|-------------|---------|-------------|------------|--------------|---------------|-------------|----------------------------|
|                       | D                                               |             | E.1     |             | E.3        |              | Jumlah/ Total |             |                            |
|                       | BBNKB<br>I                                      | BBNKB<br>II | BBNKB I | BBNKB<br>II | BBNKB<br>I | BBNK<br>B II | BBNKB I       | BBNKB<br>II |                            |
|                       | (1)                                             | (20)        | (21)    | (22)        | (23)       | (24)         | (25)          | (26)        |                            |
| 1. Januari/ January   | 0                                               | 0           | 986     | 263         | 3          | 0            | 1 091         | 495         | 1 586                      |
| 2. Pebruari/ February | 0                                               | 0           | 831     | 439         | 3          | 0            | 946           | 717         | 1 663                      |
| 3. M a r e t/ March   | 0                                               | 0           | 878     | 565         | 4          | 0            | 960           | 923         | 1 883                      |
| 4. April/ April       | 0                                               | 0           | 295     | 435         | 2          | 0            | 349           | 821         | 1 170                      |
| 5. M e i/ May         | 0                                               | 0           | 578     | 325         | 3          | 1            | 617           | 623         | 1 240                      |
| 6. J u n i/ June      | 0                                               | 0           | 464     | 611         | 20         | 0            | 508           | 1 055       | 1 563                      |
| 7. J u l i/ July      | 0                                               | 0           | 498     | 558         | 1          | 0            | 529           | 1 087       | 1 616                      |
| 8. Agustus/ August    | 0                                               | 0           | 564     | 347         | 1          | 0            | 611           | 505         | 1 116                      |
| 9. September/ Septemb | 0                                               | 0           | 644     | 410         | 2          | 0            | 692           | 636         | 1 328                      |
| 10. Oktober/ October  | 0                                               | 0           | 739     | 428         | 4          | 0            | 800           | 653         | 1 453                      |
| 11. Nopember/ Novemb  | 0                                               | 0           | 884     | 394         | 3          | 0            | 952           | 633         | 1 585                      |
| 12. Desember/ Decembt | 0                                               | 0           | 707     | 416         | 2          | 0            | 772           | 753         | 1 525                      |
| Jumlah 2020           | 0                                               | 0           | 8 068   | 5 191       | 48         | 1            | 8 827         | 8 901       | 17 728                     |
| 2019                  | 0                                               | 0           | 11 964  | 3 386       | 79         | 1            | 13 098        | 6 039       | 19 137                     |
| 2018                  | 0                                               | 0           | 11 068  | 3 071       | 77         | 1            | 12 074        | 5 461       | 17 535                     |
| 2017                  | 0                                               | 0           | 11 736  | 3 544       | 46         | 1            | 12 942        | 5 904       | 18 846                     |
| 2016                  | 0                                               | 0           | 10 832  | 2 950       | 23         | 0            | 11 762        | 4 773       | 0                          |

Sumber Data : UPPD Kabupaten Temanggung

Source : UPPD of Temanggung Regency

Keterangan :

D : Kendaraan Alat2 Besar / Berat (Pemerintah)

E : Sepeda Motor Roda Dua dan Roda Tiga

E.3 : Sepeda Motor Roda Dua (Pemerintah) dan Roda Tiga

\*) : mulai 2012, kendaraan dinas dikenakan pajak (masuk dalam jenis kendaraan A.3, B.3, C.3 D.3 dan E.3) berdasarkan UU No 28 Tahun 2009 dan Perda Prov Jateng No 2 Tahun 2011.

Tahun 2010 - 2014 jenis A1 = A1 + A3; B1 = B1 + B3 ; C1 = C1 + C3 ; D1 = D1 + D3; E1 = E1

Tabel / Table : 8.3.1.

## Hasil Penerimaan Pajak Wilayah Kerja Kantor Pelayanan Pajak Pratama Temanggung

(Wilayah Kerja : Kabupaten Wonosobo dan Kabupaten Temanggung)

## Data Penerimaan Pajak Kabupaten Temanggung, 2016 - 2020

Tax Generate Revenue in Pratama Taxes Service in Temanggung Regency, 2016 - 2020

| Jenis Pajak/ Type<br>of Tax                                                        | Tahun Realisasi/ Realization Year |                        |                        |                        |                        |
|------------------------------------------------------------------------------------|-----------------------------------|------------------------|------------------------|------------------------|------------------------|
|                                                                                    | 2016                              | 2017                   | 2018                   | 2019                   | 2020                   |
| (1)                                                                                | (2)                               | (3)                    | (4)                    | (5)                    | (6)                    |
| <b>1 Pajak Penghasilan<br/>(PPh) / Income Tax</b>                                  | <b>186 048 294 245</b>            | <b>157 062 894 232</b> | <b>166 708 036 819</b> | <b>220 200 009 732</b> | <b>218.458.100.402</b> |
| a. Pajak Penghasilan<br>Non Migas/ The Non<br>Oil and Gas Income Tax               | 185 895 860 098                   | 157 062 894 232        | 166 641 392 546        | 220 200 009 732        | 218.457.336.602        |
| b. Pajak Penghasilan<br>Migas *)/ Oil and Gas<br>Income Tax *)                     | 0                                 | 107 511 822            | 66 644 273             | 0                      | 763.800                |
| <b>Pajak Pertambahan<br/>Nilai (PPN) dan Pajak<br/>Penjualan atas Barang</b>       |                                   |                        |                        |                        |                        |
| <b>2 Mewah (PPNBM) /<br/>Value Added Tax and<br/>Sales Tax on Luxury<br/>Goods</b> | <b>114 026 147 732</b>            | <b>285 696 557 603</b> | <b>383 407 494 265</b> | <b>501 002 357 014</b> | <b>332.422.495.104</b> |
| <b>3 Pajak Lainnya / Other<br/>Taxes</b>                                           | <b>6 830 050 850</b>              | <b>6 717 497 372</b>   | <b>7 293 815 061</b>   | <b>7 657 442 378</b>   | <b>7.519.545.610</b>   |
| <b>Jumlah/ Total</b>                                                               | <b>306 904 492 827</b>            | <b>449 476 949 207</b> | <b>557 409 346 145</b> | <b>728 849 809 124</b> | <b>558.400.141.116</b> |

Sumber Data: Kantor Pelayanan Pajak Pratama Temanggung/ Source : Pratama Taxes Service of Temanggung Regency

Keterangan : \*) Penerimaan Pajak Penghasilan Migas pada Tahun 2014 - 2015 tidak dimunculkan data dari KPDJP, namun pada Tahun 2016 dimunculkan kembali

Note : Oil and Gas Income Registered in Pratama Oil and Gas Division Since 2014

**Tabel/ Table . : 8.3.2.**  
**Jumlah Wajib Pajak Terdaftar**  
**Di Kabupaten Temanggung, 2016 - 2020**  
*Number of Registered Tax Payer in Temanggung Regency, 2016- 2020*

| No            | Uraian/ Explanation                       | Tahun/ Year |        |        |        |        |
|---------------|-------------------------------------------|-------------|--------|--------|--------|--------|
|               |                                           | 2016        | 2017   | 2018   | 2019   | 2020   |
| (1)           | (2)                                       | (3)         | (4)    | (5)    | (6)    | (7)    |
| 1             | Badan/ Office                             | 4 245       | 4 558  | 4 912  | 5 070  | 5 330  |
| 2             | Bendaharawan/ Treasurer                   | 1 700       | 1 763  | 1 774  | 1 144  | 1 546  |
| 3             | Orang Pribadi/ Personal                   | 58 172      | 62 750 | 69 043 | 75 149 | 79 139 |
|               | a. Orang Pribadi Karyawan/<br>Staff       | 43 693      | 46 420 | 49 527 | 53 117 | 55 441 |
|               | b. Orang Pribadi Usahawan/<br>Bussinesman | 14 479      | 16 330 | 19 516 | 22 032 | 23 698 |
| Jumlah/ Total |                                           | 64 117      | 69 071 | 75 729 | 81 363 | 86 015 |

Sumber Data: Kantor Pelayanan Pajak Pratama Temanggung

Source : Pratama Taxes Service of Temanggung Regency

**Tabel / Table 8.4.1**  
**Jumlah Koperasi, Anggota, Permodalan, Tenaga Kerja,**  
**di Kabupaten Temanggung, 2020**

*Cooperation Union Condition by Member, Capital, Workers in Temanggung Regency, 2020*

| JENIS KOPERASI /<br>Type of Cooperation | JML KOP. /<br>Total<br>Cooperation<br>Union | JUMLAH<br>ANGGOTA<br>(Orang) /<br>Member<br>(Person) | PERMODALAN (000 Rp.) / Capital  |                          |
|-----------------------------------------|---------------------------------------------|------------------------------------------------------|---------------------------------|--------------------------|
|                                         |                                             |                                                      | MODAL SENDIRI/<br>Self Financed | MODAL LUAR/<br>Sponsored |
| (1)                                     | (2)                                         | (3)                                                  | (4)                             | (5)                      |
| 1. KUD                                  | 15                                          | 27 867                                               | 2 950 057                       | 6 544 730                |
| 2. KOPPONTREN                           | 23                                          | 0                                                    | 0                               | 0                        |
| 3. KOPINKRA/KOPTI                       | 3                                           | 0                                                    | 0                               | 0                        |
| 4. KPRI                                 | 64                                          | 6 014                                                | 80 312 315                      | 7 916 371                |
| 5. KOPKAR                               | 29                                          | 543                                                  | 2 890 727                       | 0                        |
| 6. KOP. AD                              | 1                                           | 424                                                  | 12 991 789                      | 7 055                    |
| 7. KOP. KEPOLISIAN                      | 1                                           | 663                                                  | 4 404 343                       | 193 602                  |
| 8. KOP. SERBA USAHA                     | 233                                         | 29 564                                               | 5 583 904                       | 6 341 517                |
| 9. KOP.PASAR                            | 22                                          | 528                                                  | 244 382                         | 350 000                  |
| 10. KOP. SIMPAN PINJAM                  | 84                                          | 33 071                                               | 21 714 149                      | 7 632 368                |
| 11. KOP ANGKUTAN                        | 25                                          | 128                                                  | 23 906                          | 75 003                   |
| 12. KOP WANITA                          | 1                                           | 453                                                  | 2 894 060                       | 0                        |
| 13. KOP. PROFESI/tkbn                   | 2                                           | 0                                                    | 0                               | 0                        |
| 14. KOP VETERAN                         | 1                                           | 0                                                    | 0                               | 0                        |
| 15. KOP. WREDATAMA                      | 2                                           | 380                                                  | 562 887                         | 0                        |
| 16. KOP. PEPABRI                        | 2                                           | 161                                                  | 202 368                         | 0                        |
| 17. KOP. MAHASISWA                      | 1                                           | 0                                                    | 0                               | 0                        |
| 18. KOP. PEMUDA                         | 5                                           | 0                                                    | 0                               | 0                        |
| 19. KOP. PED KAKI LIMA                  | 2                                           | 0                                                    | 0                               | 0                        |
| 20. KOP. PERTANIAN                      | 79                                          | 40                                                   | 56 049                          | 0                        |
| 21. KOP. LAIN-LAIN                      | 38                                          | 25                                                   | 2 087 806                       | 0                        |
| 22. KOP. SEKUNDER                       | 4                                           | 47                                                   | 6 946 369                       | 3 067 772                |
| Jumlah 2020                             | 637                                         | 99 908                                               | 143 865 111                     | 32 128 418               |
| 2019                                    | 609                                         | 392 286                                              | 1 273 939 869                   | 103 023 228              |
| 2018                                    | 608                                         | 392 236                                              | 6 726 169 869                   | 103 003 578              |
| 2017                                    | 604                                         | 355 633                                              | 6 672 966 100                   | 6 948 255 276            |
| 2016                                    | 602                                         | 355 605                                              | 6 938 384 875                   | 7 838 457 276            |

Sumber Data: Dinas Koperasi, Usaha Kecil, Menengah, dan Perdagangan

Kabupaten Temanggung

Source : Trade, Cooperation and UMKM Services of Temanggung Regency

**Tabel / Table 8.4.1**  
**Lanjutan / Continued**

| JENIS KOPERASI/ <i>Type of Cooperation</i> | JUMLAH TENAGA KERJA (Orang) / <i>Workers(Person)</i> |                                                 |                                       |                        |
|--------------------------------------------|------------------------------------------------------|-------------------------------------------------|---------------------------------------|------------------------|
|                                            | JML KOP. / <i>Total Cooperation Union</i>            | JUMLAH ANGGOTA (Orang) / <i>Member (Person)</i> | PERMODALAN (000 Rp.) / <i>Capital</i> | KARYAWAN/ <i>Staff</i> |
| (1)                                        | (6)                                                  | (7)                                             | (8)                                   | (9)                    |
| 1. KUD                                     | 18                                                   | 9                                               | 6                                     | 29                     |
| 2. KOPPONTREN                              | 0                                                    | 0                                               | 0                                     | 0                      |
| 3. KOPINKRA/KOPTI                          | 0                                                    | 0                                               | 0                                     | 0                      |
| 4. KPRI                                    | 189                                                  | 118                                             | 4                                     | 66                     |
| 5. KOPKAR                                  | 3                                                    | 3                                               | 0                                     | 3                      |
| 6. KOP. AD                                 | 5                                                    | 3                                               | 0                                     | 3                      |
| 7. KOP. KEPOLISIAN                         | 9                                                    | 3                                               | 0                                     | 5                      |
| 8. KOP. SERBA USAHA                        | 62                                                   | 35                                              | 8                                     | 82                     |
| 9. KOP.PASAR                               | 3                                                    | 3                                               | 1                                     | 11                     |
| 10. KOP. SIMPAN PINJAM                     | 47                                                   | 43                                              | 27                                    | 276                    |
| 11. KOP ANGKUTAN                           | 3                                                    | 3                                               | 1                                     | 2                      |
| 12. KOP WANITA                             | 5                                                    | 3                                               | 1                                     | 4                      |
| 13. KOP. PROVESI/TKBM                      | 0                                                    | 0                                               | 0                                     | 0                      |
| 14. KOP VETERAN                            | 0                                                    | 0                                               | 0                                     | 0                      |
| 15. KOP. WREDATAMA                         | 11                                                   | 5                                               | 0                                     | 3                      |
| 16. KOP. PEPABRI                           | 3                                                    | 3                                               | 2                                     | 3                      |
| 17. KOP. MAHASISWA                         | 0                                                    | 0                                               | 0                                     | 0                      |
| 18. KOP. PEMUDA                            | 0                                                    | 0                                               | 0                                     | 0                      |
| 19. KOP. PED KAKI LIMA                     | 0                                                    | 0                                               | 0                                     | 0                      |
| 20. KOP. PERTANIAN                         | 3                                                    | 3                                               | 0                                     | 0                      |
| 21. KOP. LAIN-LAIN                         | 3                                                    | 2                                               | 1                                     | 3                      |
| 22. KOP. SEKUNDER                          | 5                                                    | 3                                               | 1                                     | 1                      |
| Jumlah 2020                                | 369                                                  | 239                                             | 52                                    | 491                    |
| 2019                                       | 2 151                                                | 1 183                                           | 133                                   | 644                    |
| 2018                                       | 2 148                                                | 1 180                                           | 129                                   | 641                    |
| 2017                                       | 1 947                                                | 922                                             | 134                                   | 758                    |
| 2016                                       | 1 992                                                | 978                                             | 154                                   | 749                    |

Sumber Data: Dinas Koperasi, Usaha Kecil, Menengah, dan Perdagangan Kabupaten Temanggung  
Source : Trade, Cooperation and UMKM Services of Temanggung Regency

**Tabel / Table 8.4.1**  
**Lanjutan / Continued**

| <b>JENIS KOPERASI/ Type of Cooperation</b> | <b>S H U (000 Rp.) / Revenue</b> | <b>A S S E T (000 Rp)</b> | <b>VOLUME USAHA (000 Rp) / Volume of Activity</b> |
|--------------------------------------------|----------------------------------|---------------------------|---------------------------------------------------|
| (1)                                        |                                  |                           |                                                   |
| 1. KUD                                     | 66 239                           | 11 261 010                | 8 093 756                                         |
| 2. KOPPONTREN                              | 0                                | 0                         | 0                                                 |
| 3. KOPINKRA/KOPTI                          | 0                                | 0                         | 0                                                 |
| 4. KPRI                                    | 2 995 033                        | 136 517 946               | 98 095 685                                        |
| 5. KOPKAR                                  | 181 875                          | 4 396 277                 | 3 584 361                                         |
| 6. KOP. AD                                 | 1 129 088                        | 15 280 280                | 11 962 277                                        |
| 7. KOP. KEPOLISIAN                         | 1 206 075                        | 15 373 520                | 12 261 877                                        |
| 8. KOP. SERBA USAHA                        | 80 205                           | 39 226 841                | 30 103 284                                        |
| 9.KOP. PASAR                               | 45 535                           | 1 376 343                 | 1 165 541                                         |
| 10. KOP. SIMPAN PINJAM                     | 1 381 653                        | 141 852 852               | 92 371 097                                        |
| 11. KOP ANGKUTAN                           | 31 240                           | 103 595                   | 68 933                                            |
| 12. KOP WANITA                             | 71 981                           | 3 644 226                 | 2 819 035                                         |
| 13. KOP. PROVESI/tkbn                      | 0                                | 0                         | 0                                                 |
| 14. KOP VETERAN                            | 0                                | 0                         | 0                                                 |
| 15. KOP. WREDATAMA                         | 45 184                           | 1 051 414                 | 648 300                                           |
| 16. KOP. PEPABRI                           | 17 927                           | 321 082                   | 288 257                                           |
| 17. KOP. MAHASISWA                         | 0                                | 0                         | 0                                                 |
| 18. KOP. PEMUDA                            | 0                                | 0                         | 0                                                 |
| 19. KOP. PED KAKI LIMA                     | 0                                | 0                         | 0                                                 |
| 20. KOP. PERTANIAN                         | 2 573                            | 184 824                   | 7 650                                             |
| 21. KOP. LAIN-LAIN                         | 618 346                          | 4 624 518                 | 4 066 214                                         |
| 22. KOP. SEKUNDER                          | 134 500                          | 12 034 374                | 8 829 617                                         |
| Jumlah 2020                                | 8 007 454                        | 387 249 102               | 274 365 884                                       |
| 2019                                       | 7 941 215                        | 375 988 092               | 266 272 128                                       |
| 2018                                       | 11 141 841                       | 886 963 814               | 726 936 750                                       |
| 2017                                       | 13 546 760                       | 846 966 664               | 731 779 760                                       |
| 2016                                       | 13 526 240                       | 830 112 856               | 938 165 761                                       |

Sumber Data: Dinas Koperasi, Usaha Kecil, Menengah, dan Perdagangan Kabupaten Temanggung

Source : Trade, Cooperation and UMKM Services of Temanggung Regency



**Tabel / Table 8.4.2**  
**Jumlah Koperasi, Anggota, Pemodalan, Tenaga Kerja,**  
**SHU, asset Dan Volume Usaha Dirinci Menurut Kecamatan**  
**Di Kabupaten Temanggung, 2020**  
*Cooperative Union Condition By Member, Capital, Walkers*  
*In Temanggung Regency, 2020*

| Kecamatan /<br>District | JML KOP./<br>Total<br>Cooperative<br>Union | JUMLAH<br>ANGGOTA /<br>Member (Person) | PERMODALAN<br>Capital (000 Rp.) |                           |
|-------------------------|--------------------------------------------|----------------------------------------|---------------------------------|---------------------------|
|                         |                                            |                                        | MODAL SENDIRI /<br>Self finance | MODAL LUAR /<br>Sponsored |
| (1)                     | (2)                                        | (3)                                    | (4)                             | (5)                       |
| 1. Parakan              | 60                                         | 3 093                                  | 6 345 014                       | 595 712                   |
| 2. Kledung              | 11                                         | 0                                      | 0                               | 0                         |
| 3. Bansari              | 10                                         | 0                                      | 0                               | 0                         |
| 4. Bulu                 | 25                                         | 7 716                                  | 3 007 923                       | 5 058 861                 |
| 5. Temanggung           | 200                                        | 32 159                                 | 88 372 599                      | 8 785 207                 |
| 6. Tlogomulyo           | 11                                         | 118                                    | 476 562                         | 0                         |
| 7. Tembarak             | 27                                         | 11 219                                 | 4 169 272                       | 5 848 229                 |
| 8. Selopampang          | 11                                         | 238                                    | 230 618                         | 82 469                    |
| 9. Kranggan             | 22                                         | 27 413                                 | 4 733 031                       | 2 441 774                 |
| 10. Pringsurat          | 40                                         | 365                                    | 5 221 095                       | 63 868                    |
| 11. Kaloran             | 29                                         | 4 400                                  | 5 182 125                       | 932 191                   |
| 12. Kandangan           | 28                                         | 1 768                                  | 3 007 879                       | 355 104                   |
| 13. Kedu                | 36                                         | 8 060                                  | 3 617 773                       | 953 477                   |
| 14. Ngadirejo           | 32                                         | 1 934                                  | 3 578 193                       | 2 587 356                 |
| 15. Jumo                | 24                                         | 124                                    | 127 502                         | 0                         |
| 16. Gemawang            | 15                                         | 181                                    | 1 884 707                       | 0                         |
| 17. Candiroto           | 27                                         | 348                                    | 4 132 408                       | 2 197 756                 |
| 18. Bejen               | 10                                         | 134                                    | 1 875 363                       | 2 226 414                 |
| 19. Tretep              | 12                                         | 96                                     | 225 001                         | 0                         |
| 20. Wonobojo            | 7                                          | 542                                    | 7 678 046                       | 0                         |
| Jumlah 2020             | 637                                        | 99 908                                 | 143 865 111                     | 32 128 418                |
| 2019                    | 609                                        | 392 261                                | 6 741 169 869                   | 103 023 228               |
| 2018                    | 608                                        | 392 236                                | 6 726 169 869                   | 103 003 578               |
| 2017                    | 604                                        | 355 613                                | 6 932 899 693                   | 5 488 225 010             |
| 2016                    | 602                                        | 355 575                                | 6 924 013 085                   | 5 590 488 476             |

Sumber Data: Dinas Koperasi, Usaha Kecil, Menengah, dan Perdagangan Kabupaten Temanggung  
Source : Industry, Trade, Cooperation and UMKM of Temanggung Regency

**Tabel /Table 8.4.2**  
**Lanjutan /Continued**

| Jumlah Tenaga Kerja ( Orang ) / Workers ( Person ) |                        |                          |                      |                     |
|----------------------------------------------------|------------------------|--------------------------|----------------------|---------------------|
| Kecamatan / District                               | PENGURUS /<br>Comittee | PENGAWAS /<br>Supervisor | MANAGER /<br>Manager | KARYAWAN /<br>Staff |
| (1)                                                | (6)                    | (7)                      | (8)                  | (9)                 |
| 1. Parakan                                         | 23                     | 11                       | 1                    | 11                  |
| 2. Kledung                                         |                        |                          | 0                    |                     |
| 3. Bansari                                         |                        |                          | 0                    |                     |
| 4. Bulu                                            | 11                     | 7                        | 2                    | 12                  |
| 5. Temanggung                                      | 160                    | 110                      | 22                   | 192                 |
| 6. Tlogomulyo                                      | 3                      | 3                        |                      |                     |
| 7. Tembarak                                        | 16                     | 10                       | 5                    | 54                  |
| 8. Selopampang                                     | 3                      | 2                        | 1                    | 6                   |
| 9. Kranggan                                        | 32                     | 15                       | 3                    | 35                  |
| 10. Pringsurat                                     | 13                     | 8                        |                      | 7                   |
| 11. Kaloran                                        | 19                     | 14                       | 2                    | 10                  |
| 12. Kandangan                                      | 18                     | 14                       | 1                    | 31                  |
| 13. Kedu                                           | 15                     | 10                       | 10                   | 93                  |
| 14. Ngadirejo                                      | 11                     | 6                        | 3                    | 19                  |
| 15. Jumo                                           | 3                      | 3                        | 0                    |                     |
| 16. Gemawang                                       | 8                      | 6                        | 0                    |                     |
| 17. Candiroto                                      | 15                     | 8                        | 1                    | 7                   |
| 18. Bejen                                          | 8                      | 5                        | 1                    | 5                   |
| 19. Tretep                                         | 3                      | 3                        | 0                    | 3                   |
| 20. Wonobojo                                       | 8                      | 4                        | 0                    | 6                   |
| <hr/>                                              |                        |                          |                      |                     |
| Jumlah 2020                                        | 369                    | 239                      | 52                   | 491                 |
| 2019                                               | 2 151                  | 1 183                    | 130                  | 644                 |
| 2018                                               | 2 148                  | 1 180                    | 129                  | 641                 |
| 2017                                               | 1 998                  | 981                      | 156                  | 759                 |
| 2016                                               | 1 992                  | 978                      | 154                  | 749                 |

Sumber Data : Dinas Koř Dinerindag, Koperasi dan UKM Kabupaten Temanggung  
Source : Industry, Trade, Cooperation and UMKM of Temanggung Regency

Tabel/Table 8.4.2  
Lanjutan / *Continued*

| Kecamatan / <i>District</i> | S H U / <i>Revenue</i><br>(000 Rp.) | A S S E T<br>(000 Rp) | VOLUME USAHA /<br><i>Volume of Activity</i> (000<br>Rp) |
|-----------------------------|-------------------------------------|-----------------------|---------------------------------------------------------|
| (1)                         | (10)                                | (11)                  | (12)                                                    |
| 1. Parakan                  | 98 511                              | 14 345 470            | 10 977 032                                              |
| 2. Kledung                  | 0                                   | 0                     | 0                                                       |
| 3. Bansari                  | 0                                   | 0                     | 0                                                       |
| 4. Bulu                     | 85 564                              | 11 238 968            | 9 551 939                                               |
| 5. Temanggung               | 5 506 552                           | 235 634 414           | 163 137 906                                             |
| 6. Tlogomulyo               | 1 892                               | 476 563               | 437 449                                                 |
| 7. Tembarak                 | 59 114                              | 30 140 410            | 20 051 905                                              |
| 8. Selopampang              | 35 000                              | 2 125 964             | 1 307 750                                               |
| 9. Kranggan                 | 123 997                             | 19 286 942            | 14 593 531                                              |
| 10. Pringsurat              | 89 377                              | 7 244 067             | 4 885 507                                               |
| 11. Kaloran                 | 175 457                             | 7 324 689             | 4 443 696                                               |
| 12. Kandangan               | 198 900                             | 6 557 640             | 5 263 521                                               |
| 13. Kedu                    | 391 595                             | 10 589 398            | 7 284 757                                               |
| 14. Ngadirejo               | 96 479                              | 12 109 624            | 8 955 181                                               |
| 15. Jumo                    | 5 185                               | 137 328               | 120 900                                                 |
| 16. Gemawang                | 79 310                              | 2 713 089             | 2 129 522                                               |
| 17. Candiroto               | 908 431                             | 10 684 405            | 8 729 408                                               |
| 18. Bejen                   | 108 695                             | 4 961 781             | 4 184 277                                               |
| 19. Tretap                  | 10 760                              | 235 955               | 193 957                                                 |
| 20. Wonobojo                | 150 863                             | 11 442 395            | 8 117 646                                               |
| Jumlah 2020                 | 8 125 682                           | 387 249 102           | 274 365 884                                             |
| 2019                        | 11 141 841                          | 900 963 814           | 626 936 700                                             |
| 2018                        | 8 396 839                           | 574 108 924           | 357 619 987                                             |
| 2017                        | 11 141 841                          | 885 963 814           | 626 936 700                                             |
| 2016                        | 13 509 700                          | 838 980 863           | 816 530 054                                             |

Sumber Data: Dinas Koperasi, Usaha Kecil, Menengah, dan Perdagangan Kabupaten Temanggung  
*Source : Industry, Trade, Cooperation and UMKM of Temanggung Regency*

**Tabel/table 8.5.1**  
**Rata-Rata Harga Eceran Beberapa Bahan Pokok**  
**di Pasar Kabupaten Temanggung, 2020**  
*Average Price of Daily Needs market of temanggung Regency, 2020*

| Bulan<br>Month                  | Beras (Kg) | Tepung Terigu<br>(Kg) | Ikan Asin (Kg) | Telur Ayam Ras<br>(Kg) |
|---------------------------------|------------|-----------------------|----------------|------------------------|
| (1)                             | (2)        | (3)                   | (4)            | (5)                    |
| 1 Januari<br><i>January</i>     | 12 067     | 7 580                 | 30 500         | 21 500                 |
| 2 Februari<br><i>February</i>   | 11 000     | 8 375                 | 30 500         | 20 646                 |
| 3 Maret<br><i>March</i>         | 11 000     | 8 467                 | 39 000         | 21 208                 |
| 4 April<br><i>April</i>         | 10 875     | 8 467                 | 40 000         | 22 125                 |
| 5 Mei<br><i>May</i>             | 11 120     | 7 200                 | 37 750         | 22 400                 |
| 6 Juni<br><i>June</i>           | 10 709     | 7 660                 | 37 750         | 21 889                 |
| 7 Juli<br><i>July</i>           | 10 810     | 7 646                 | 39 000         | 21 533                 |
| 8 Agustus<br><i>August</i>      | 10 808     | 7 337                 | 39 000         | 22 042                 |
| 9 September<br><i>September</i> | 10 916     | 7 337                 | 36 250         | 21 000                 |
| 10 Oktober<br><i>October</i>    | 11 100     | 7 460                 | 31 250         | 19 517                 |
| 11 Nopember<br><i>November</i>  | 10 937     | 7 250                 | 32 250         | 21 563                 |
| 12 Desember<br><i>December</i>  | 10 953     | 7 320                 | 33 750         | 24 433                 |
| Rata-rata<br>Average            | 11 024,58  | 7 674,92              | 35 583,33      | 21 654,67              |

Sumber data: Badan Pusat Statistik Kabupaten Temanggung  
*Source BPS - Statistics of Temanggung Regency*

Tabel/Table 8.5.1  
Lanjutan/ *Continued*

| Bulan<br>Month                  | Bawang<br>Merah /<br>Onion<br>( Kg ) | Cabe Merah/<br><i>Red Chili</i><br>( Kg ) | Minyak<br>Goreng /<br>Cooking Oil ( Kg ) | Gula Pasir<br>/ <i>Sugar</i><br>( Kg ) | Emas<br>Perhiasan<br>75% /<br><i>Gold</i><br><i>Jewelry</i><br>75% ( Gr ) | Sement/<br>Cement<br>( Sak ) |
|---------------------------------|--------------------------------------|-------------------------------------------|------------------------------------------|----------------------------------------|---------------------------------------------------------------------------|------------------------------|
| (1)                             | (2)                                  | (3)                                       | (4)                                      | (5)                                    | (6)                                                                       | (7)                          |
| 1 Januari<br><i>January</i>     | 26533                                | 29700                                     | 11370                                    | 11950                                  | 474900                                                                    | 49900                        |
| 2 Februari<br><i>February</i>   | 23083                                | 18979                                     | 11257                                    | 12063                                  | 474000                                                                    | 50000                        |
| 3 Maret<br><i>March</i>         | 33542                                | 17063                                     | 11338                                    | 12350                                  | 472500                                                                    | 50250                        |
| 4 April<br><i>April</i>         | 41083                                | 20646                                     | 11375                                    | 12450                                  | 471125                                                                    | 51000                        |
| 5 Mei<br><i>May</i>             | 30667                                | 23200                                     | 11315                                    | 13020                                  | 476700                                                                    | 51000                        |
| 6 Juni<br><i>June</i>           | 29556                                | 37083                                     | 11217                                    | 13100                                  | 501667                                                                    | 51000                        |
| 7 Juli<br><i>July</i>           | 27667                                | 53750                                     | 11125                                    | 12850                                  | 512800                                                                    | 51000                        |
| 8 Agustus<br><i>August</i>      | 21500                                | 62188                                     | 11281                                    | 12650                                  | 536250                                                                    | 51000                        |
| 9 September<br><i>September</i> | 18250                                | 48750                                     | 11219                                    | 12700                                  | 543750                                                                    | 51000                        |
| 10 Oktober<br><i>October</i>    | 20533                                | 37533                                     | 11080                                    | 12870                                  | 537600                                                                    | 51000                        |
| 11 Nopember<br><i>November</i>  | 26104                                | 29125                                     | 11325                                    | 13013                                  | 533125                                                                    | 51000                        |
| 12 Desember<br><i>December</i>  | 33200                                | 33200                                     | 11825                                    | 13150                                  | 529900                                                                    | 51000                        |
| Rata-rata<br>Average            | 27 643                               | 34 268                                    | 11 311                                   | 12 681                                 | 505 360                                                                   | 50 763                       |

Sumber data: Badan Pusat Statistik Kabupaten Temanggung  
*Source BPS - Statistics of Temanggung Regency*

**Tabel / Table 8.6.1.**  
**Rata-rata Eceran Sayura-Sayuran dan Bumbu-bumbuan**  
**Kabupaten Temanggung, 2020**

*Average Prices of Vegetables and Seasoning in Temanggung Regency, 2020*

| Jenis Sayuran/<br>Bumbu-bumbuan<br>Vegetables/Herbs | Kualitas/<br>Quality | Satuan/<br>Unit | Bulan/ Month |          |       |       |
|-----------------------------------------------------|----------------------|-----------------|--------------|----------|-------|-------|
|                                                     |                      |                 | Januari      | Pebruari | Maret | April |
| (1)                                                 | (14)                 | (15)            | (16)         | (17)     | (18)  | (19)  |
| 1. Bayam                                            | Segar                | Kg              | 5500         | 6000     | 5000  | 5000  |
| 2. Buncis                                           | Segar                | Kg              | 5500         | 6000     | 6500  | 7000  |
| 3. Kacang Panjang                                   | Segar                | Kg              | 5000         | 5000     | 5250  | 5000  |
| 4. Kangkung                                         | Segar                | Kg              | 4000         | 4500     | 4500  | 5000  |
| 5. Kentang                                          | Segar                | Kg              | 11000        | 11000    | 11000 | 11000 |
| 6. Ketimun                                          | Segar                | Kg              | 4000         | 3000     | 3250  | 3000  |
| 7. Kol Putih/Kubis                                  | Segar                | Kg              | 6000         | 5000     | 5000  | 5500  |
| 8. Labu Siam/Jipang                                 | Segar                | Kg              | 4000         | 4500     | 4500  | 5000  |
| 9. Cabe Hijau                                       | Segar                | Kg              | 18000        | 16000    | 15000 | 13000 |
| 10. Pare                                            | Segar                | Kg              | 6000         | 6750     | 7000  | 7000  |
| 11. Taoge/Kecambah                                  | Segar                | Kg              | 8000         | 8000     | 8000  | 8000  |
| 12. Terong Panjang                                  | Segar                | Kg              | 4500         | 4500     | 4500  | 5000  |
| 13. Tomat                                           | Segar                | Kg              | 4500         | 5000     | 6000  | 9000  |
| 14. Wortel                                          | Segar                | Kg              | 14000        | 12000    | 13000 | 11000 |
| 15. Kelapa                                          | Besar                | 1 Butir         | 6000         | 6000     | 6000  | 6750  |
| 16. Kemiri                                          | Kering               | Ons             | 4500         | 4500     | 5000  | 5000  |
| 17. Bawang Putih                                    | Sedang               | Kg              | 28200        | 31500    | 42222 | 47417 |
| 18. Cabe Rawit                                      | Hijau                | Kg              | 26500        | 16563    | 17625 | 17250 |
| 19. Gula Merah                                      | Kelapa               | Kg              | 20000        | 20000    | 22000 | 22000 |

Sumber data: Badan Pusat Statistik Kabupaten Temanggung

Source BPS - Statistics of Temanggung Regency

Keterangan \*) : Data tahun 2019

Tabel/ Table 8.6.1  
Lanjutan/ Continued

| Jenis Sayuran/Bumbu-<br>bumbuan/<br>Vegetables/Herbs | Kualitas<br>Quality | Satuan<br>Unit | Bulan/ Month |       |       |         |
|------------------------------------------------------|---------------------|----------------|--------------|-------|-------|---------|
|                                                      |                     |                | Mei          | Juni  | Juli  | Agustus |
| (1)                                                  | (8)                 | (9)            | (10)         | (11)  | (12)  | (13)    |
| 1. Bayam                                             | Segar               | Kg             | 5000         | 6000  | 5000  | 5000    |
| 2. Buncis                                            | Segar               | Kg             | 6000         | 8000  | 10000 | 12000   |
| 3. Kacang Panjang                                    | Segar               | Kg             | 5000         | 6500  | 8000  | 11000   |
| 4. Kangkung                                          | Segar               | Kg             | 5000         | 5000  | 5000  | 5000    |
| 5. Kentang                                           | Segar               | Kg             | 12500        | 13500 | 12500 | 12250   |
| 6. Ketimun                                           | Segar               | Kg             | 5000         | 7000  | 8000  | 7000    |
| 7. Kol Putih/Kubis                                   | Segar               | Kg             | 6000         | 7000  | 6500  | 5000    |
| 8. Labu Siam/Jipang                                  | Segar               | Kg             | 5000         | 5000  | 5000  | 5000    |
| 9. Cabe Hijau                                        | Segar               | Kg             | 17000        | 23250 | 31000 | 37500   |
| 10. Pare                                             | Segar               | Kg             | 7000         | 8000  | 9000  | 7500    |
| 11. Taoge/Kecambah                                   | Segar               | Kg             | 8000         | 10000 | 8000  | 8000    |
| 12. Terong Panjang                                   | Segar               | Kg             | 6000         | 8000  | 9000  | 8500    |
| 13. Tomat                                            | Segar               | Kg             | 8500         | 9000  | 7000  | 4500    |
| 14. Wortel                                           | Segar               | Kg             | 12000        | 14000 | 14000 | 13000   |
| 15. Kelapa                                           | Besar               | 1 Butir        | 7500         | 8000  | 6625  | 6500    |
| 16. Kemiri                                           | Kering              | Ons            | 5000         | 5000  | 5000  | 6000    |
| 17. Bawang Putih                                     | Sedang              | Kg             | 45000        | 46000 | 40000 | 35000   |
| 18. Cabe Rawit                                       | Hijau               | Kg             | 21000        | 26963 | 56000 | 70417   |
| 19. Gula Merah                                       | Kelapa              | Kg             | 22000        | 22000 | 20000 | 21000   |

Sumber data: Badan Pusat Statistik Kabupaten Temanggung

Source BPS - Statistics of Temanggung Regency

Keterangan \*) : Data tahun 2019

Tabel/ Table 8.6.1  
Lanjutan/ Continued

| Jenis Sayuran/Bumbu-<br>bumbuan<br><i>Vegetables/Herbs</i> | Kualitas<br><i>Quality</i> | Satuan<br><i>Unit</i> | Bulan/ <i>Month</i> |         |          |          |
|------------------------------------------------------------|----------------------------|-----------------------|---------------------|---------|----------|----------|
|                                                            |                            |                       | September           | Oktober | November | Desember |
| (1)                                                        | (14)                       | (15)                  | (16)                | (17)    | (18)     | (19)     |
| 1. Bayam                                                   | Segar                      | Kg                    | 5.000               | 5.500   | 5.000    | 4.500    |
| 2. Buncis                                                  | Segar                      | Kg                    | 10.000              | 12.000  | 14.000   | 12.000   |
| 3. Kacang Panjang                                          | Segar                      | Kg                    | 9.000               | 9.000   | 10.000   | 9.000    |
| 4. Kangkung                                                | Segar                      | Kg                    | 5.000               | 5.500   | 5.000    | 4.500    |
| 5. Kentang                                                 | Segar                      | Kg                    | 14.750              | 14.750  | 14.000   | 14.500   |
| 6. Ketimun                                                 | Segar                      | Kg                    | 5.000               | 9.500   | 8.000    | 7.000    |
| 7. Kol Putih/Kubis                                         | Segar                      | Kg                    | 5.500               | 6.000   | 6.000    | 5.500    |
| 8. Labu Siam/Jipang                                        | Segar                      | Kg                    | 5.000               | 7.000   | 8.000    | 7.000    |
| 9. Cabe Hijau                                              | Segar                      | Kg                    | 31.750              | 26.500  | 26.000   | 20.650   |
| 10. Pare                                                   | Segar                      | Kg                    | 10.000              | 10.000  | 9.500    | 10.000   |
| 11. Taoge/Kecambah                                         | Segar                      | Kg                    | 8.000               | 8.000   | 8.000    | 8.000    |
| 12. Terong Panjang                                         | Segar                      | Kg                    | 5.750               | 5.500   | 4.750    | 4.000    |
| 13. Tomat                                                  | Segar                      | Kg                    | 5.000               | 4.500   | 6.000    | 12.000   |
| 14. Wortel                                                 | Segar                      | Kg                    | 12.000              | 10.000  | 9.000    | 10.000   |
| 15. Kelapa                                                 | Besar                      | 1 Butir               | 6.500               | 6.500   | 6.500    | 6.500    |
| 16. Kemiri                                                 | Kering                     | Ons                   | 5.000               | 5.000   | 5.000    | 5.000    |
| 17. Bawang Putih                                           | Sedang                     | Kg                    | 35.000              | 31.000  | 32.000   | 32.000   |
| 18. Cabe Rawit                                             | Hijau                      | Kg                    | 55.000              | 42.267  | 24.667   | 31.667   |
| 19. Gula Merah                                             | Kelapa                     | Kg                    | 19.000              | 19.000  | 19.000   | 19.000   |

Sumber data: Badan Pusat Statistik Kabupaten Temanggung

Source BPS - Statistics of Temanggung Regency

Keterangan \*) : Data tahun 2019



**Tabel/Table 8.6.2**

Indeks Harga Konsumen (IHK) Menurut Bulan dan Kelompok Pengeluaran  
Kota Temanggung, 2020 (Tahun 2012=100)

*Average Retail Prices of Selected Commodities by Month  
of Temanggung Regency (Rupiah), 2020\**

| <b>Bulan/ Month</b>            | <b>Umum<br/>General</b> | <b>Bahan<br/>Makanan<br/>Foodstuff</b> | <b>Mak. Jadi,<br/>Minuman,<br/>Rokok,<br/>Tembakau<br/>Prepared<br/>Food,<br/>Beverages and<br/>Tobacco<br/>Products</b> | <b>Perumahan, Air,<br/>Listrik, Gas dan<br/>Bahan Bakar<br/>Housing, Water,<br/>Electricity, Gas<br/>and Fuel</b> |
|--------------------------------|-------------------------|----------------------------------------|--------------------------------------------------------------------------------------------------------------------------|-------------------------------------------------------------------------------------------------------------------|
| (1)                            | (2)                     | (3)                                    | (4)                                                                                                                      | (5)                                                                                                               |
| 1. Januari/ <i>January</i>     | 131,04                  | 147,78                                 | 131,34                                                                                                                   | 131,36                                                                                                            |
| 2. Pebruari/ <i>February</i>   | 130,70                  | 145,40                                 | 131,50                                                                                                                   | 132,15                                                                                                            |
| 3. M a r e t/ <i>March</i>     | 131,29                  | 148,23                                 | 131,66                                                                                                                   | 131,98                                                                                                            |
| 4. April/ <i>April</i>         | 131,91                  | 151,26                                 | 131,71                                                                                                                   | 131,72                                                                                                            |
| 5. M e i/ <i>May</i>           | 132,25                  | 151,71                                 | 131,94                                                                                                                   | 132,09                                                                                                            |
| 6. J u n i/ <i>June</i>        | 133,18                  | 154,27                                 | 132,96                                                                                                                   | 132,42                                                                                                            |
| 7. J u l i/ <i>July</i>        | 133,90                  | 157,06                                 | 132,90                                                                                                                   | 132,48                                                                                                            |
| 8. Agustus/ <i>August</i>      | 134,37                  | 158,37                                 | 133,00                                                                                                                   | 132,47                                                                                                            |
| 9. September/ <i>September</i> | 133,74                  | 153,79                                 | 133,40                                                                                                                   | 132,48                                                                                                            |
| 10. Oktober/ <i>October</i>    | 133,76                  | 153,34                                 | 133,78                                                                                                                   | 132,60                                                                                                            |
| 11. Nopember/ <i>November</i>  | 133,96                  | 153,83                                 | 134,28                                                                                                                   | 132,61                                                                                                            |
| 12. Desember/ <i>December</i>  | 134,41                  | 155,54                                 | 134,74                                                                                                                   | 132,61                                                                                                            |

Sumber Data : Badan Pusat Statistik Kabupaten Temanggung

Source: BPS-Statistics of Temanggung Regency

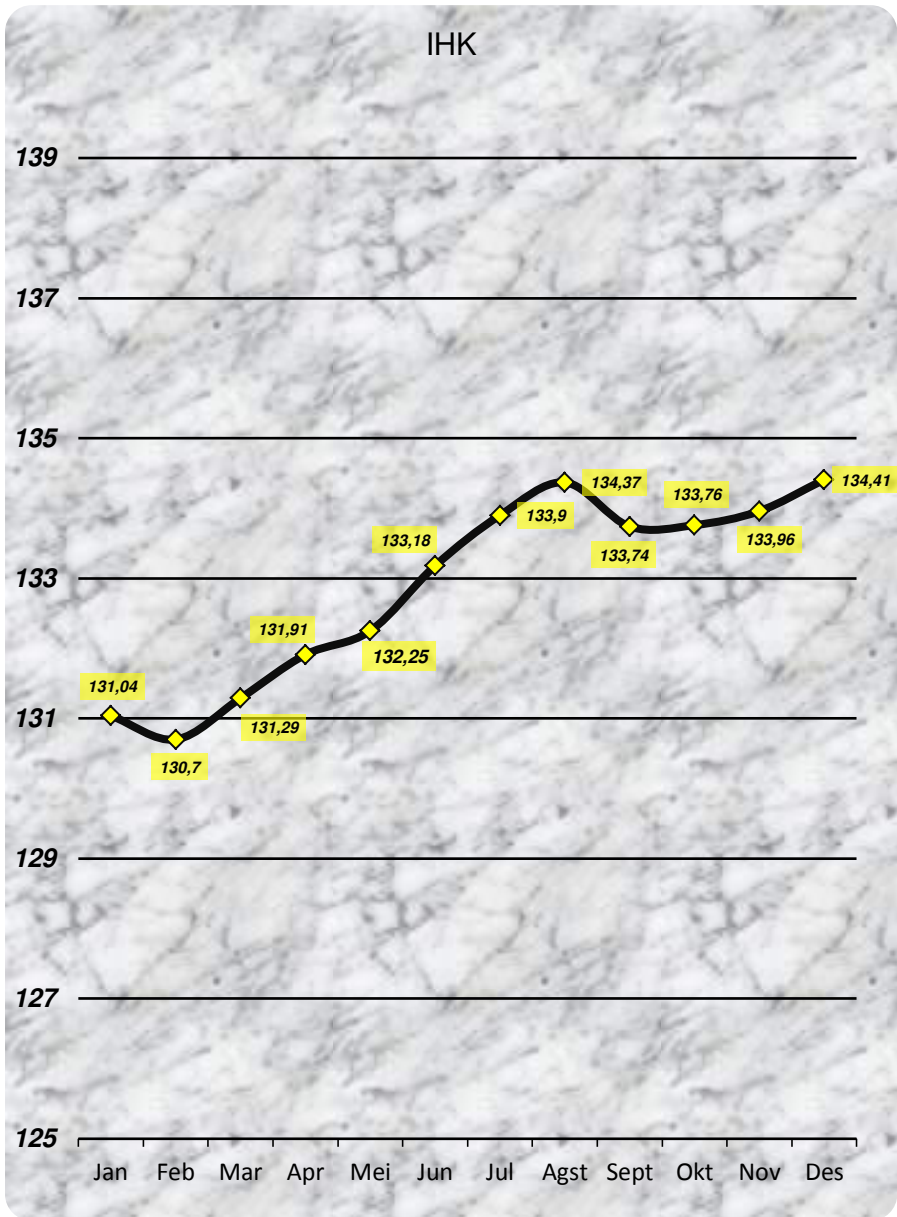
Keterangan \*) : Data tahun 2019

**Tabel/Table 8.6.2**  
**Lanjutan/ Continued**

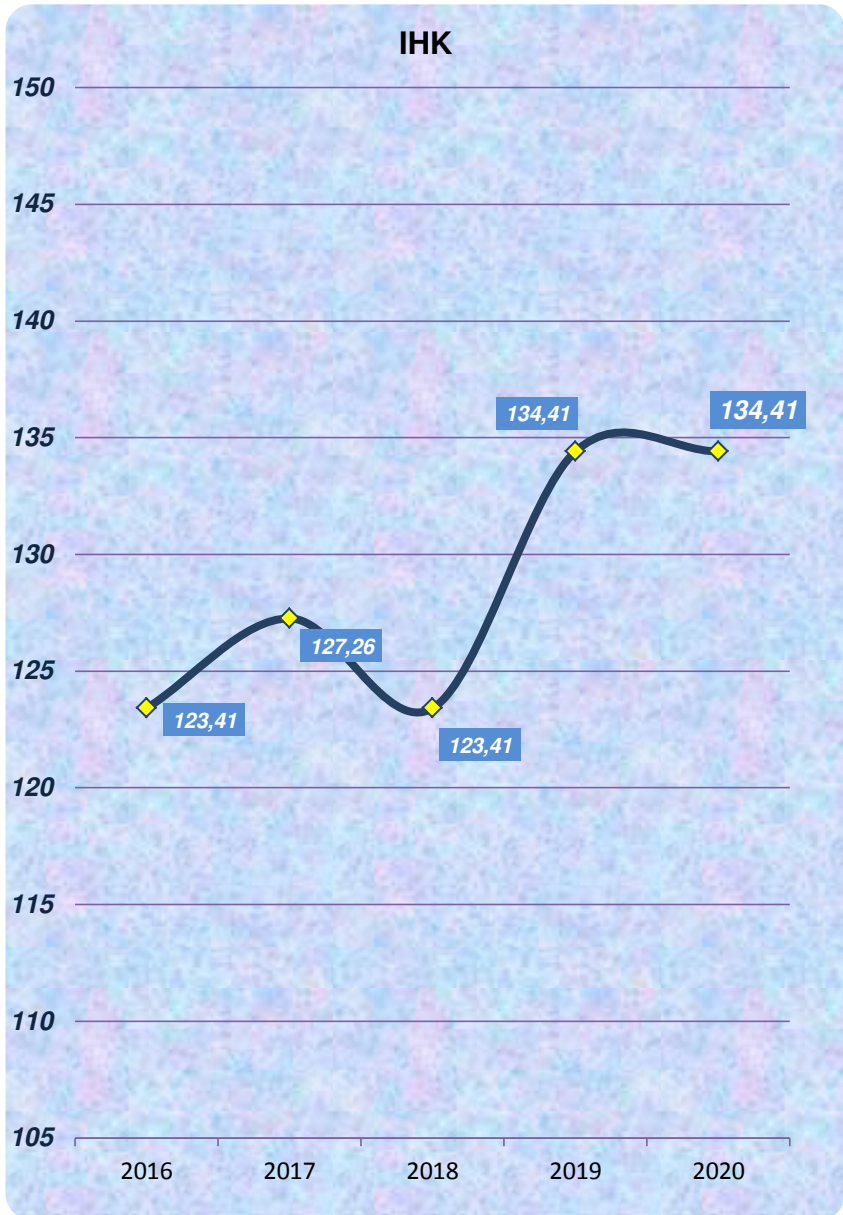
| <b>Bulan/ Month</b>            | <b>Sandang<br/>Clothing</b> | <b>Kesehatan<br/>Health</b> | <b>Pendidikan,<br/>Rekreasi, Olah<br/>Raga<br/>Education,<br/>Recreation and<br/>Sports</b> | <b>Transportasi,<br/>Komunikasi dan<br/>Jasa Keuangan<br/>Transport,<br/>Communication<br/>and Financial<br/>Services</b> |
|--------------------------------|-----------------------------|-----------------------------|---------------------------------------------------------------------------------------------|---------------------------------------------------------------------------------------------------------------------------|
| (1)                            | (6)                         | (7)                         | (8)                                                                                         | (9)                                                                                                                       |
| 1. Januari/ <i>January</i>     | 112,92                      | 123,87                      | 117,65                                                                                      | 124,71                                                                                                                    |
| 2. Pebruari/ <i>February</i>   | 113,00                      | 123,94                      | 117,65                                                                                      | 124,38                                                                                                                    |
| 3. M a r e t/ <i>March</i>     | 112,95                      | 124,15                      | 117,70                                                                                      | 124,26                                                                                                                    |
| 4. April/ <i>April</i>         | 112,90                      | 124,69                      | 117,70                                                                                      | 124,26                                                                                                                    |
| 5. M e i/ <i>May</i>           | 113,47                      | 124,91                      | 117,80                                                                                      | 124,60                                                                                                                    |
| 6. J u n i/ <i>June</i>        | 114,54                      | 124,92                      | 117,62                                                                                      | 124,96                                                                                                                    |
| 7. J u l i/ <i>July</i>        | 115,30                      | 125,19                      | 118,13                                                                                      | 125,05                                                                                                                    |
| 8. Agustus/ <i>August</i>      | 116,25                      | 125,70                      | 119,11                                                                                      | 125,06                                                                                                                    |
| 9. September/ <i>September</i> | 116,80                      | 125,70                      | 121,56                                                                                      | 125,06                                                                                                                    |
| 10. Oktober/ <i>October</i>    | 116,55                      | 125,65                      | 121,88                                                                                      | 125,06                                                                                                                    |
| 11. Nopember/ <i>November</i>  | 116,33                      | 125,64                      | 121,88                                                                                      | 125,06                                                                                                                    |
| 12. Desember/ <i>December</i>  | 116,20                      | 125,70                      | 121,88                                                                                      | 125,08                                                                                                                    |

Sumber Data : Badan Pusat Statistik Kabupaten Temanggung  
 Source: BPS-Statistics of Temanggung Regency

Indeks harga Konsumen (IHK) Umum Menurut Bulan  
di Kota Temanggung, 2020 (Tahun 2009 = 100)  
Consumer Price indeks (CPI) by Month in Temanggung City, 2020 (Year 2009= 100)



Indeks harga Konsumen (IHK) Umum  
di Kota Temanggung, 2016-2020 (Tahun 2009 = 100)  
*General Customer Price Index (CPI)*



**Tabel/Table 8.6.3**  
**Laju Inflansi Menurut Bulan dan Kelompok Pengeluaran**  
**Kota Temanggung, 2020 (Persen)**

| Bulan                          | Umum/<br>General | Bahan Makanan/<br>Food Material | Makanan Jadi /<br>Fresh Food | Perumahan/<br>Residence |
|--------------------------------|------------------|---------------------------------|------------------------------|-------------------------|
| (1)                            | (2)              | (3)                             | (4)                          | (5)                     |
| 1. Januari/ <i>January</i>     | 0,08             | -0,29                           | 0,30                         | 0,33                    |
| 2. Pebruari/ <i>February</i>   | -0,26            | -1,61                           | 0,13                         | 0,60                    |
| 3. M a r e t/ <i>March</i>     | 0,45             | 1,95                            | 0,12                         | -0,13                   |
| 4. April/ <i>April</i>         | 0,47             | 2,05                            | 0,04                         | -0,20                   |
| 5. M e i/ <i>May</i>           | 0,25             | 0,30                            | 0,18                         | 0,28                    |
| 6. J u n i/ <i>June</i>        | 0,71             | 1,68                            | 0,77                         | 0,24                    |
| 7. J u l i/ <i>July</i>        | 0,54             | 1,81                            | -0,04                        | 0,05                    |
| 8. Agustus/ <i>August</i>      | 0,35             | 0,83                            | 0,08                         | 0,00                    |
| 9. September/ <i>September</i> | -0,47            | -2,89                           | 0,30                         | 0,00                    |
| 10. Oktober/ <i>October</i>    | 0,01             | -0,29                           | 0,29                         | 0,09                    |
| 11. Nopember/ <i>November</i>  | 0,15             | 0,32                            | 0,37                         | 0,01                    |
| 12. Desember/ <i>December</i>  | 0,34             | 1,11                            | 0,34                         | 0,00                    |

Sumber Data : Badan Pusat Statistik Kabupaten Temanggung

Source: BPS-Statistics of Temanggung Regency

Keterangan \*) : Data tahun 2019

**Tabel/Table 8.6.3**  
**Lanjutan/ Continued**

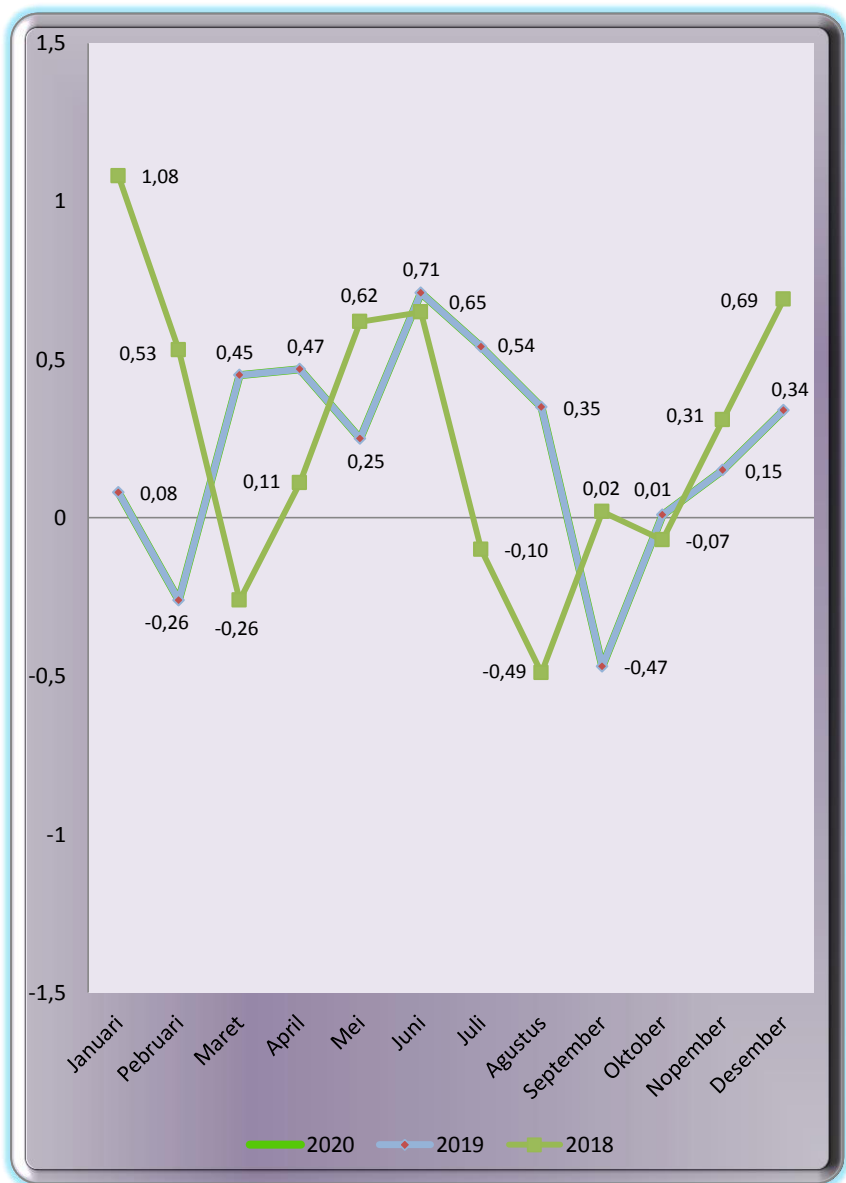
| <b>Bulan/ Month</b>           | <b>Sedang/<br/>Clothing</b> | <b>Kesehatan/<br/>Healthy</b> | <b>Pendidikan,<br/>Rekreasi, OR/<br/>Education,<br/>Recreation,<br/>Sport</b> | <b>Transport, Kom dan Js<br/>Keuangan/<br/>Transport,<br/>Comunication, Financial<br/>Services</b> |
|-------------------------------|-----------------------------|-------------------------------|-------------------------------------------------------------------------------|----------------------------------------------------------------------------------------------------|
| (1)                           | (6)                         | (7)                           | (8)                                                                           | (9)                                                                                                |
| 1. Januari/ <i>January</i>    | 0,58                        | 0,36                          | 0,12                                                                          | -0,30                                                                                              |
| 2. Pebruari/ <i>February</i>  | 0,08                        | 0,05                          | 0,00                                                                          | -0,26                                                                                              |
| 3. M a r e t/ <i>March</i>    | -0,04                       | 0,17                          | 0,04                                                                          | -0,10                                                                                              |
| 4. April/ <i>April</i>        | -0,05                       | 0,44                          | 0,00                                                                          | 0,00                                                                                               |
| 5. M e i/ <i>May</i>          | 0,51                        | 0,18                          | 0,09                                                                          | 0,27                                                                                               |
| 6. J u n i/ <i>June</i>       | 0,94                        | 0,01                          | -0,15                                                                         | 0,29                                                                                               |
| 7. J u l i/ <i>July</i>       | 0,66                        | 0,22                          | 0,43                                                                          | 0,07                                                                                               |
| 8. Agustus/ <i>August</i>     | 0,83                        | 0,40                          | 0,83                                                                          | 0,00                                                                                               |
| 9. September/ <i>Septembe</i> | 0,47                        | 0,00                          | 2,06                                                                          | 0,00                                                                                               |
| 10. Oktober/ <i>October</i>   | -0,21                       | -0,04                         | 0,26                                                                          | 0,00                                                                                               |
| 11. Nopember/ <i>Novembe</i>  | -0,19                       | 0,00                          | 0,00                                                                          | 0,00                                                                                               |
| 12. Desember/ <i>Decembe</i>  | -0,11                       | 0,04                          | 0,00                                                                          | 0,02                                                                                               |

Sumber Data : Badan Pusat Statistik Kabupaten Temanggung

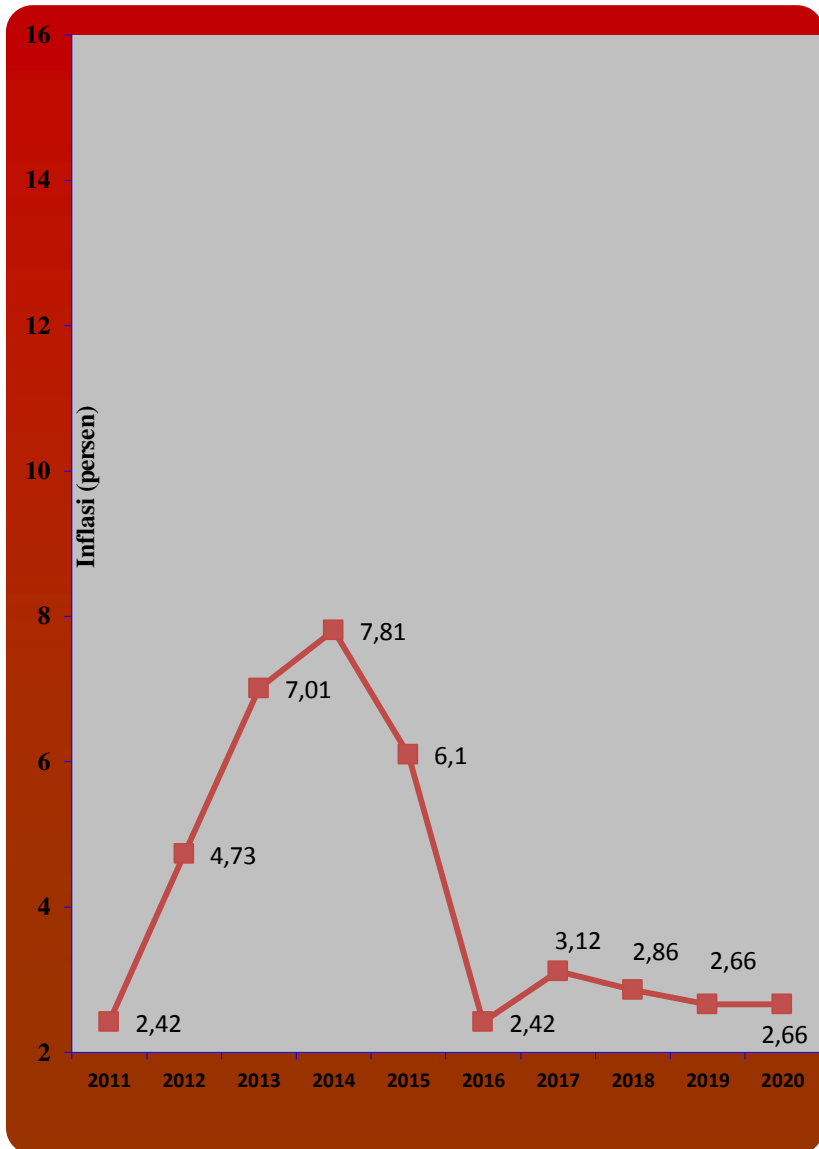
Source: BPS-Statistics of Temanggung Regency

Keterangan \*) : Data tahun 2019

**Grafik / Figure 8.5.**  
**Indeks Harga Konsumen (IHK) Umum**  
**di Kota Temanggung, 2018- 2020**  
**( Tahun 2009 = 100 )**  
*General Customer Price Index (CPI)*



Grafik / Figure 8.6.  
Inflasi Menurut Tahun (2011-2020)  
(Tahun 2009 = 100 )  
Inflation by Month, 2011- 2020





**Tabel / Table 8.7.1**  
**Realisasi Investasi PMDB Menurut Sektor, 2018-2020**  
*PMDB Investment Realization by Sector, 2018 - 2020*

| Sektor/ Sector                                                                                | 2018 |                 | 2019 |                 | 2020  |                  |
|-----------------------------------------------------------------------------------------------|------|-----------------|------|-----------------|-------|------------------|
|                                                                                               | Jml  | Nilai Investasi | Jml  | Nilai Investasi | Jml   | Nilai Investasi  |
| (1)                                                                                           | (2)  | (3)             | (4)  | (5)             | (6)   | (7)              |
| 1 Tanaman Pangan dan Perkebunan/ <i>Food Crops and Plantations</i>                            | 7    | 3 347 500 000   | 1    | 10 000 000      | 116   | 2 748 501 208    |
| 2 Peternakan/ <i>Farm</i>                                                                     | 24   | 6 727 141 000   | 18   | 5 265 639 500   | 172   | 15 841 500 510   |
| 3 Perikanan/ <i>Fisheries</i>                                                                 | 5    | 2 642 789 500   | 0    | 0               | 25    | 731 336 350      |
| 4 Kehutanan                                                                                   | 0    | 0               | 0    | 0               | 10    | 529 000 000      |
| 5 Penggalian dan Pertambangan/ <i>Excavation and Minina</i>                                   | 0    | 0               | 0    | 0               | 0     | 0                |
| 6 Industri/ <i>Industry</i>                                                                   | 43   | 629 793 210 329 | 36   | 237 743 245 653 | 1337  | 309 669 299 896  |
| 7 Listrik, Gas dan Air Minum/ <i>Electricity, Gas and Water Supply</i>                        | 2    | 730 000 000     | 1    | 830 000 000     | 2     | 5 000 500        |
| 8 Konstruksi/ <i>Building Construction</i>                                                    | 13   | 6 049 265 050   | 69   | 31 480 246 500  | 142   | 89 523 508 823   |
| 9 Perdagangan, Hotel dan Rumah Makan/ <i>Trade, Hotels, and Restaurant</i>                    | 190  | 76 821 864 807  | 319  | 77 070 613 526  | 2432  | 623 795 705 755  |
| 10 Transportasi dan Komunikasi/ <i>Transportation and Comunication</i>                        | 15   | 9 440 762 808   | 36   | 850 300 000     | 75    | 36 196 411 450   |
| 11 Perumahan, Kawasan Industri & Perkantoran / <i>Housing, Industrial Areas &amp; Officer</i> | 29   | 18 388 063 385  | 2    | 4 000 000 000   | 17    | 22 066 300 000   |
| 12 Jasa-Jasa/ <i>Services</i>                                                                 | 27   | 6 547 734 672   | 40   | 18 318 700 000  | 304   | 144 555 039 673  |
| Jumlah/ <i>Total</i>                                                                          | 355  | 760 488 331 551 | 522  | 375 568 745 179 | ##### | 1245 661 604 165 |

Sumber Data: Dinas Penanaman Modal

**Tabel 8.7.2/ Table 8.7.2**  
**Jumlah Ijin Yang Dikeluarkan Oleh Dinas Penanaman Modal**  
**dan Pelayanan Terpadu satu Pintu Selama Tahun 2020**  
*Number of Permits Issued by the Investment Service*  
*and One Door Integrated Service During Year 2020*

| No            | Jenis Ijin Sesuai SK                        | SK Terbit    | SK Terbit Sesuai SOP |
|---------------|---------------------------------------------|--------------|----------------------|
| 1             | 2                                           | 3            | 4                    |
| 1             | IZIN LOKASI                                 |              |                      |
| 2             | IZIN PERUBAHAN PENGGUNAAN TANAH             | 174          | 113                  |
| 3             | IZIN LINGKUNGAN                             | 6            | 6                    |
| 4             | IMB                                         | 128          | 4                    |
| 5             | SLF                                         | 0            | 0                    |
| 6             | PEMECAHAN IMB                               | 209          | 207                  |
| 7             | B3 DAN IPAL                                 | 5            | 5                    |
| 8             | NIB / TDP                                   | 4 896        | 4 826                |
| 9             | TANDA DAFTAR GUDANG (TDG)                   | 8            | 6                    |
| 10            | IZIN USAHA INDUSTRI (IUI)                   | 11           | 11                   |
| 11            | IZIN PERLUASAN INDUSTRI (IPI)               | 0            | 0                    |
| 12            | SIUJK                                       | 11           | 11                   |
| 13            | TD USAHA PARIWISATA                         | 4            | 4                    |
| 14            | IZIN USAHA PETERNAKAN                       | 1            | 1                    |
| 15            | IZIN TOKO OBAT                              | 3            | 3                    |
| 16            | IZIN USAHA ANGKUTAN BARANG                  | 1            | 1                    |
| 17            | IZIN KOPERASI SIMPAN PINJAM                 | 0            | 0                    |
| 18            | IZIN PERKEBUNAN                             | 0            | 0                    |
| 19            | IZIN TRAYEK                                 | 77           | 72                   |
| 20            | IZIN KESEHATAN HEWAN                        | 2            | 2                    |
| 21            | IZIN KESEHATAN MASYARAKAT VETERINER         | 1            | 1                    |
| 22            | IZIN KESEJAHTERAAN HEWAN                    | 0            | 0                    |
| 23            | IZIN PENDIRIAN RUMAH SAKIT UMUM DAN KHUSUS  | 0            | 0                    |
| 24            | IZIN OPERASIONALRUMAH SAKIT UMUM DAN KHUSUS | 0            | 0                    |
| 25            | IZIN DOKTER HEWAN                           | 0            | 0                    |
| 26            | IZIN KLINIK                                 | 4            | 4                    |
| 27            | IZIN APOTEK                                 | 13           | 13                   |
| 28            | IZIN PENYALUR DAN TOKO ALAT KESEHATAN       | 0            | 0                    |
| 29            | IZIN LABORATORIUM KLINIK                    | 1            | 1                    |
| 30            | IZIN OPTIK                                  | 5            | 4                    |
| 31            | IZIN USAHA BIDANG PERIKANAN                 | 0            | 0                    |
| 32            | IZIN PENYELENGGARAAN REKLAME                | 138          | 138                  |
| 33            | SI PRAKTEK DOKTER, dr.GIGI, dr. SPESIALIS   | 128          | 128                  |
| 34            | SI KERJA PERAWAT                            | 0            | 0                    |
| 35            | SI PRAKTIK PERAWAT                          | 172          | 172                  |
| <b>Jumlah</b> |                                             | <b>5 998</b> | <b>5 733</b>         |

Sumber Data: Dinas Penanaman Modal

Keterangan : Mulai 2012 hanya perijinan HO, IMB dan IT yang dikenai retribusi

**Tabel /Table 8.7.2. Lanjutan**  
*Continued*

| No | Jenis Ijin Sesuai SK                                                | SK Terbit    | SK Terbit Sesuai SOP |
|----|---------------------------------------------------------------------|--------------|----------------------|
| 1  | 2                                                                   |              | 4                    |
|    | Sub Jumlah Sebelumnya                                               | 5 998        | 5 733                |
| 36 | Surat Izin Kerja Perawat Gigi                                       | 0            | 0                    |
| 37 | Surat Izin Praktik Perawat Gigi                                     | 0            | 0                    |
| 38 | Surat Izin Kerja Bidan                                              | 0            | 0                    |
| 39 | Surat Izin Praktik Bidan                                            | 211          | 209                  |
| 40 | Surat Izin Kerja Apoteker                                           | 0            | 0                    |
| 41 | Surat Izin Praktik Apoteker                                         | 14           | 13                   |
| 42 | Surat Izin Kerja Radiografer                                        | 10           | 10                   |
| 43 | Surat Izin Kerja Refraksionis                                       | 5            | 5                    |
| 44 | Surat Izin Kerja Fisioterapi                                        | 1            | 1                    |
| 45 | Surat Izin Praktik Ahli Teknik Lab. Medik                           | 11           | 11                   |
| 46 | Surat Izin Kerja Tenaga Teknik Kefarmasian                          | 32           | 32                   |
| 47 | Surat Izin Kerja Elektromedik                                       | 0            | 0                    |
| 48 | Surat Izin Kerja Okupasi Terapi                                     | 0            | 0                    |
| 49 | Surat Izin Kerja Terapi Wicara                                      | 0            | 0                    |
| 50 | Surat Izin Kerja Rekam Medis                                        | 0            | 0                    |
| 51 | Surat Izin Kerja Tenaga Sanitarian                                  | 27           | 27                   |
| 52 | Surat Izin Kerja Tenaga Gizi                                        | 11           | 11                   |
| 53 | Surat Izin Praktik Teknisi Tranfusi Darah                           | 0            | 0                    |
| 54 | Surat Izin Praktik Tenaga Kesehatan Tradisional                     | 0            | 0                    |
| 55 | Surat Izin Praktik Terapis Gigi Dan Mulut                           | 0            | 0                    |
| 56 | Surat Izin Praktek Penata Anestesi                                  | 1            | 1                    |
| 57 | Sertifikat Laik Higien Sanitasi Depot Air Minum                     | 1            | 1                    |
| 58 | Izin Radiologi                                                      | 0            | 0                    |
| 59 | Laik Sehat Katering                                                 | 1            | 0                    |
| 60 | Laik Sehat Rumah Makan                                              | 0            | 0                    |
| 61 | Izin Hemodialisa                                                    | 0            | 0                    |
| 62 | Izin Unit Tranfusi Darah                                            | 0            | 0                    |
| 63 | Surat Izin Praktik Penata Anestesi (SIPPA)                          | 1            | 1                    |
| 64 | Surat Izin Kerja Terapis Gigi Dan Mulut (SIKTGM)                    | 9            | 8                    |
| 65 | Surat Terdaftar Penyehat Tradisional (STPT)                         | 30           | 7                    |
| 66 | Surat Izin Kerja Ahli Perekam Medis Dan Informasi Kesehatan         | 9            | 9                    |
| 67 | SPP-IRT                                                             | 197          | 7                    |
| 68 | Ijin Tempat usaha praktek kesehatan Hewan bagi praktek dokter hewan | 2            | 2                    |
| 69 | Ijin Operasional Sekolah                                            | 4            | 4                    |
|    | <b>Jumlah</b>                                                       | <b>6 575</b> | <b>6 092</b>         |

Sumber Data: Dinas Penanaman Modal

Keterangan : Mulai 2012 hanya perijinan HO, IMB dan IT yang dikenai retribusi